



Conducted Antenna Port Measurements




Radiated Emissions (Below 30MHz)





Radiated Emissions (30MHz – 1GHz)



Radiated Emissions (Above 1GHz)