Appendix Test Data

Report No.:	182512C400366102	Test Sample No.:	1-2-2
Start Test Date:	2024.7.11	Finish Test Date:	2024.8.14
Test Engineer:	Joker Huang	Auditor:	Justin Feng
Temperature:	24.3℃	Relative Humidity:	49%
Pressure:	101kPa		

Appendix A: 6dB Bandwidth

Test Result

TestMode	Antenna	Frequency[MHz]	6dB BW [MHz]	FL[MHz]	FH[MHz]	Limit[MHz]	Verdict
11B	Ant1	2412	8.560	2407.480	2416.040	0.5	PASS
11B	Ant1	2437	8.560	2432.480	2441.040	0.5	PASS
11B	Ant1	2462	8.040	2458.000	2466.040	0.5	PASS
11G	Ant1	2412	16.400	2403.800	2420.200	0.5	PASS
11G	Ant1	2437	16.320	2428.840	2445.160	0.5	PASS
11G	Ant1	2462	16.320	2453.840	2470.160	0.5	PASS
11N20SISO	Ant1	2412	17.280	2403.480	2420.760	0.5	PASS
11N20SISO	Ant1	2437	17.520	2428.240	2445.760	0.5	PASS
11N20SISO	Ant1	2462	17.040	2453.480	2470.520	0.5	PASS

Test Graphs

11B-Ant1-2412-PASS

11B-Ant1-2437-PASS

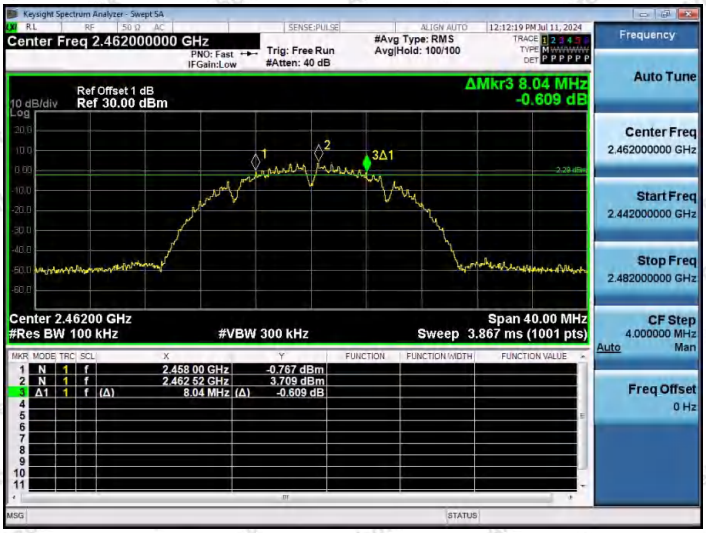

11B-Ant1-2462-PASS

11G-Ant1-2412-PASS

11G-Ant1-2437-PASS

11G-Ant1-2462-PASS

11N20SISO-Ant1-2412-PASS

11N20SISO-Ant1-2437-PASS

11N20SISO-Ant1-2462-PASS

Appendix B: 99% Occupied Bandwidth

Test Result

TestMode	Antenna	Channel Frequency[MHz]	OCB [MHz]	FL[MHz]	FH[MHz]	Limit[MHz]	Verdict
11B	Ant1	2412	14.170	2404.9394	2419.1094	---	---
11B	Ant1	2437	14.169	2429.9411	2444.1101	---	---
11B	Ant1	2462	14.144	2454.9524	2469.0964	---	---
11G	Ant1	2412	17.228	2403.3935	2420.6215	---	---
11G	Ant1	2437	17.199	2428.4775	2445.6765	---	---
11G	Ant1	2462	17.124	2453.4287	2470.5527	---	---
11N20SISO	Ant1	2412	18.196	2402.9250	2421.1210	---	---
11N20SISO	Ant1	2437	18.249	2427.9193	2446.1683	---	---
11N20SISO	Ant1	2462	18.228	2452.9406	2471.1686	---	---

Test Graphs

11B-Ant1-2412

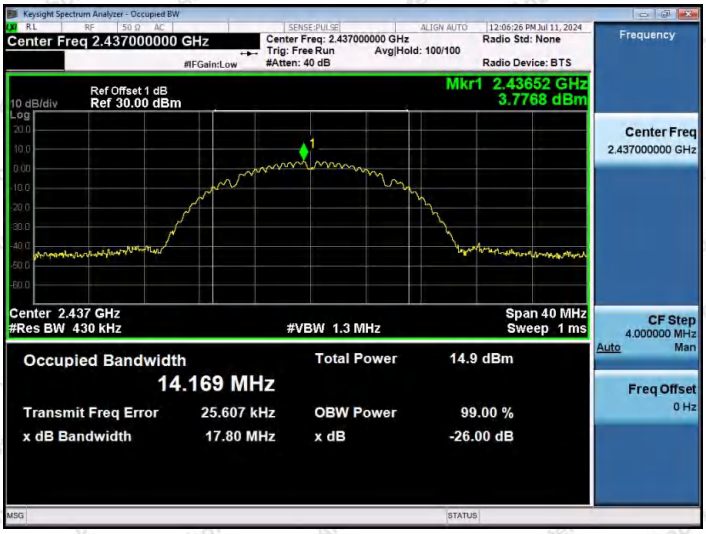

11B-Ant1-2437

11B-Ant1-2462

11G-Ant1-2412

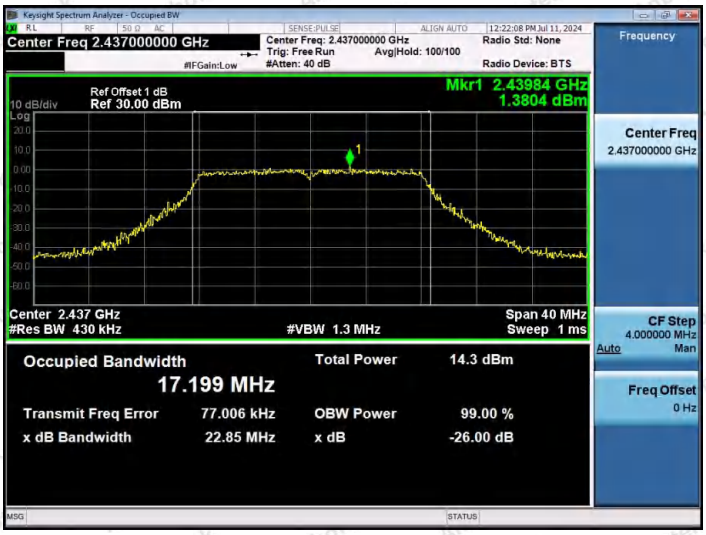

11G-Ant1-2437

11G-Ant1-2462

11N20SISO-Ant1-2412

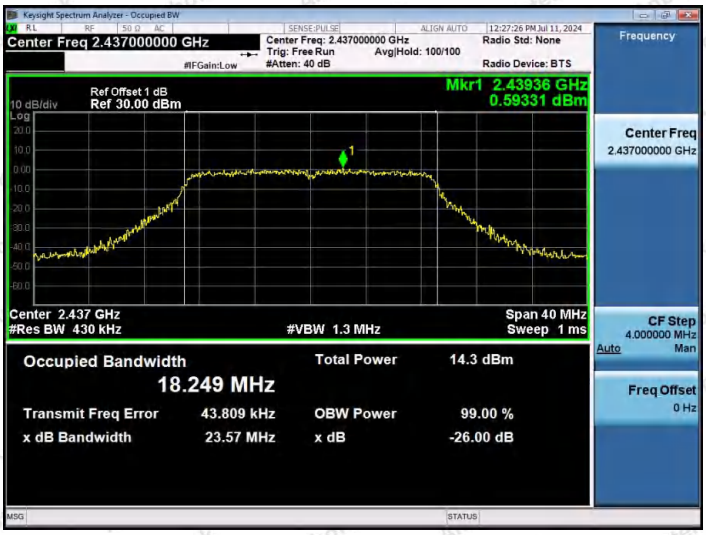

11N20SISO-Ant1-2437

11N20SISO-Ant1-2462

Appendix C: Maximum conducted output power

Test Result Average

Test Mode	Antenna	Frequency[MHz]	Average power [dBm]	Duty Cycle [%]	DC Factor [dB]	Result [dBm]	Limit [dBm]	Verdict
11B	Ant1	2412	13.11	98.96	0.28	13.39	≤30.00	PASS
11B	Ant1	2437	13.02	100.00	0.27	13.29	≤30.00	PASS
11B	Ant1	2462	13.29	98.89	0.28	13.57	≤30.00	PASS
11G	Ant1	2412	12.64	94.09	0.26	12.90	≤30.00	PASS
11G	Ant1	2437	12.77	94.09	0.26	13.03	≤30.00	PASS
11G	Ant1	2462	12.94	94.06	0.27	13.21	≤30.00	PASS
11N20SISO	Ant1	2412	12.57	93.66	0.28	12.85	≤30.00	PASS
11N20SISO	Ant1	2437	12.74	93.66	0.28	13.02	≤30.00	PASS
11N20SISO	Ant1	2462	12.94	93.66	0.28	13.22	≤30.00	PASS

Note：The Duty Cycle Factor(10*log(1/D)) and cable loss are compensated in the graph.

Test Graphs Average

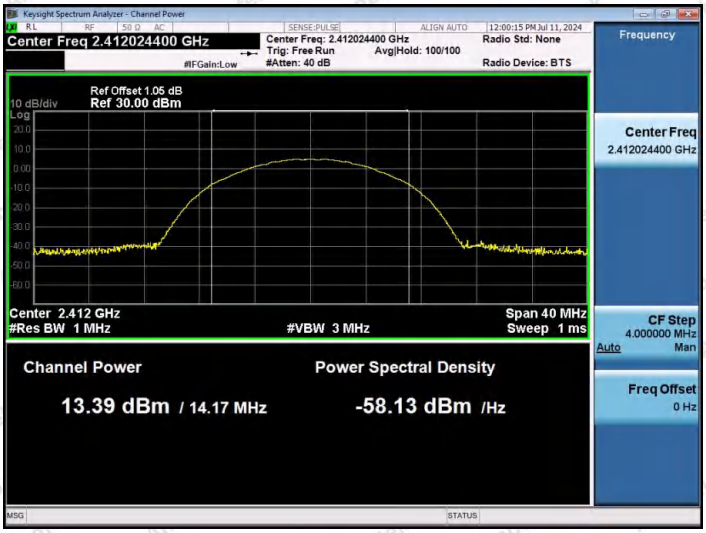

11B-Ant1-2412-PASS

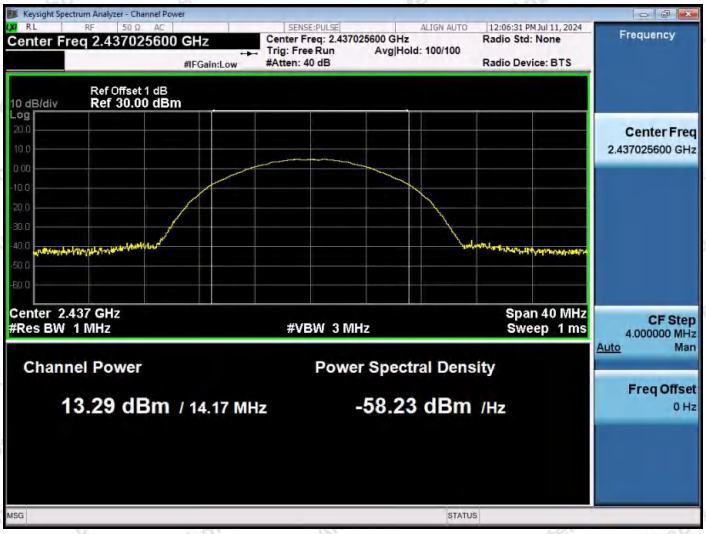

11B-Ant1-2437-PASS

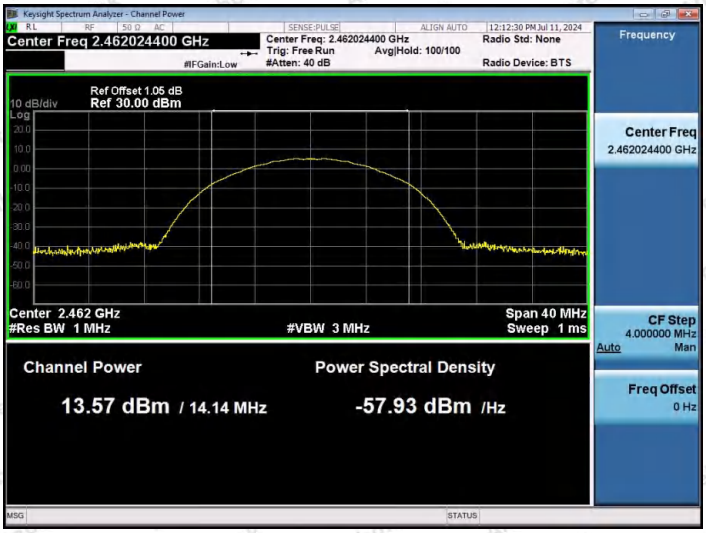

11B-Ant1-2462-PASS

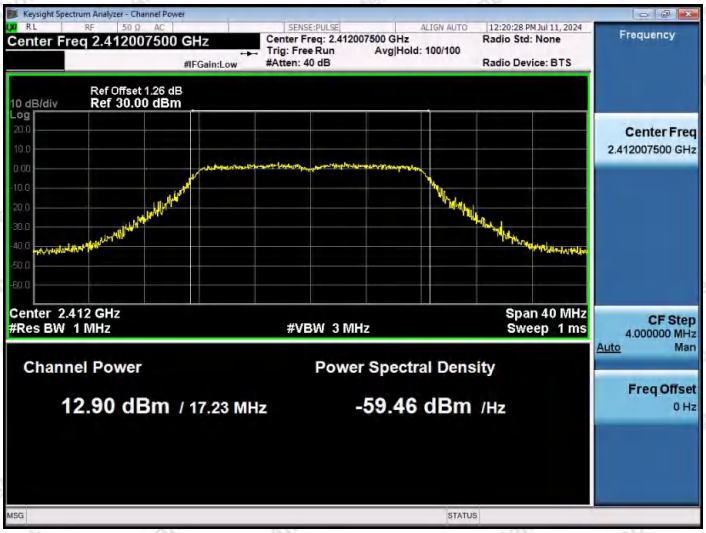

11G-Ant1-2412-PASS

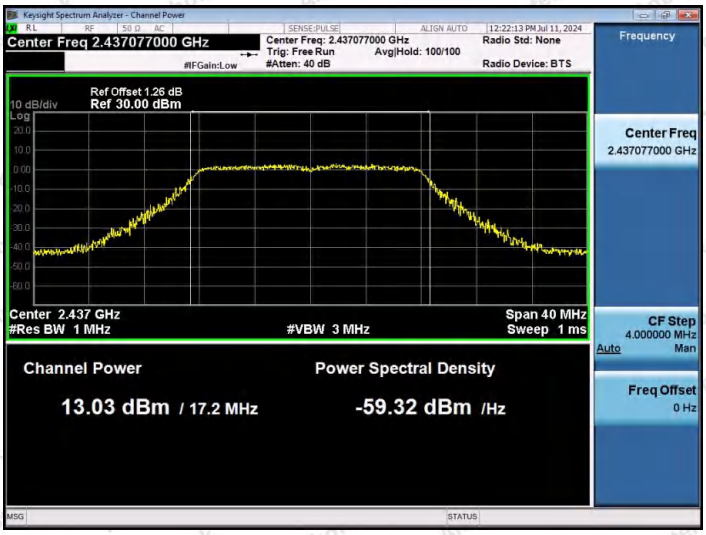

11G-Ant1-2437-PASS

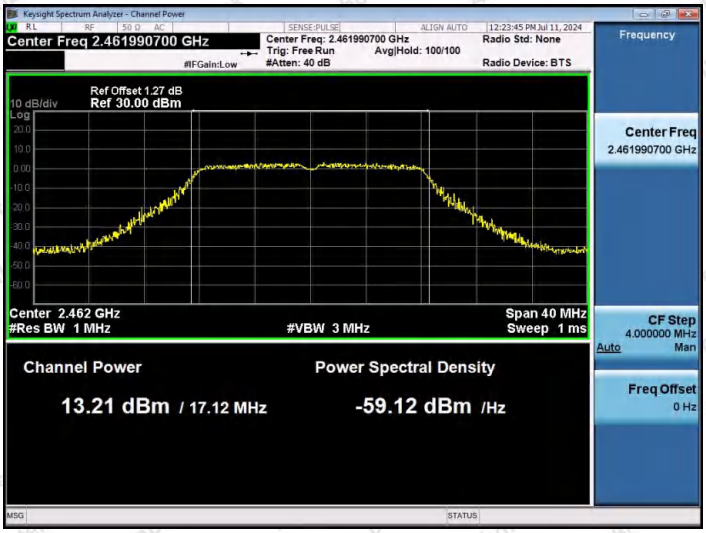

11G-Ant1-2462-PASS

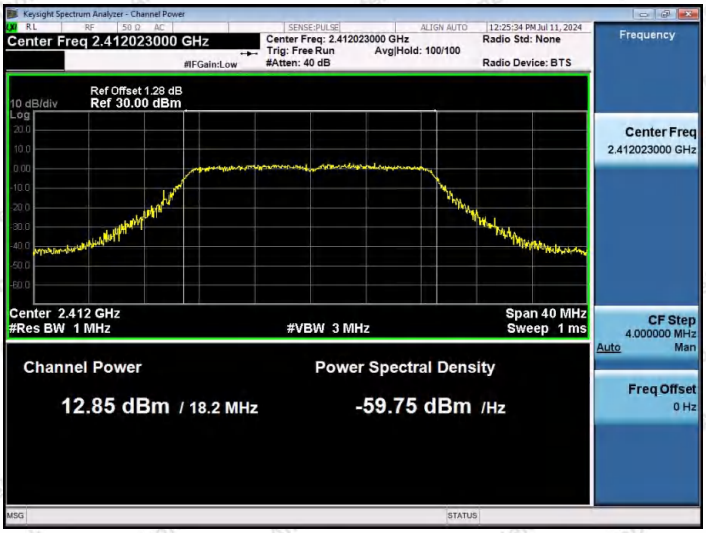

11N20SISO-Ant1-2412-PASS

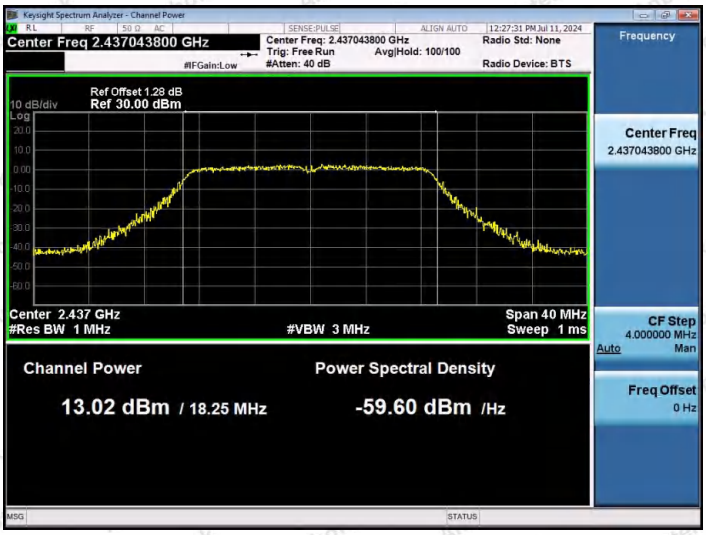

11N20SISO-Ant1-2437-PASS

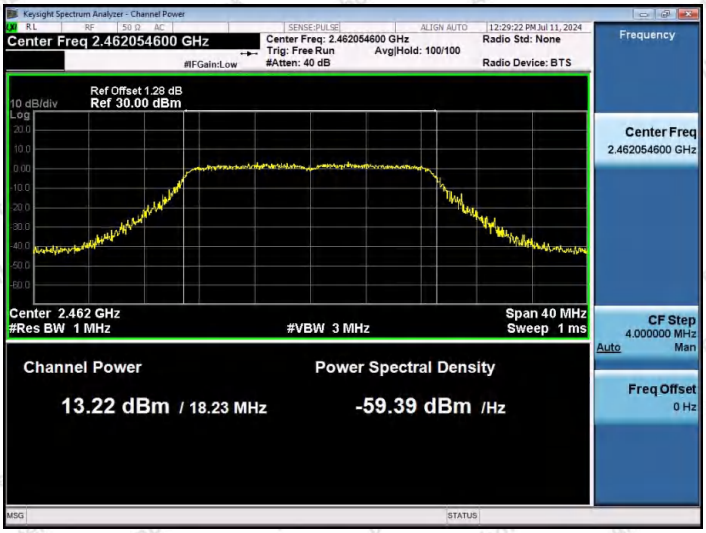

11N20SISO-Ant1-2462-PASS

Appendix D: Maximum power spectral density

Test Result

TestMode	Antenna	Frequency [MHz]	Result[dBm/30kHz]	Result[dBm/3kHz]	Limit[dBm/3kHz]	Verdict
11B	Ant1	2412	-9.95	-19.95	≤8.00	PASS
11B	Ant1	2437	-9.72	-19.72	≤8.00	PASS
11B	Ant1	2462	-9.35	-19.35	≤8.00	PASS
11G	Ant1	2412	-15.97	-25.97	≤8.00	PASS
11G	Ant1	2437	-15.80	-25.80	≤8.00	PASS
11G	Ant1	2462	-15.80	-25.80	≤8.00	PASS
11N20SISO	Ant1	2412	-16.25	-26.25	≤8.00	PASS
11N20SISO	Ant1	2437	-16.29	-26.29	≤8.00	PASS
11N20SISO	Ant1	2462	-15.84	-25.84	≤8.00	PASS

Note：

1. The Duty Cycle Factor(10*log(1/D)) and cable loss are compensated in the graph.
2. PSD(dBm/3kHz)= PSD(dBm/30kHz)- (10*log(30/3))

Test Graphs

11B-Ant1-2412-PASS

11B-Ant1-2437-PASS

11B-Ant1-2462-PASS

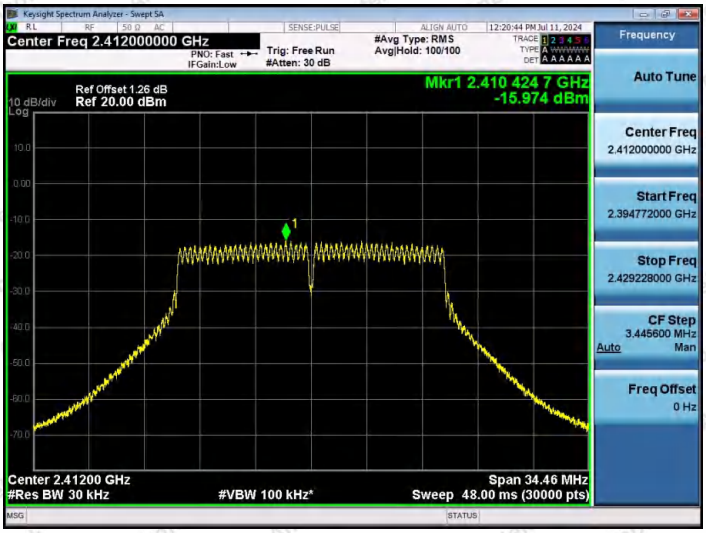

11G-Ant1-2412-PASS

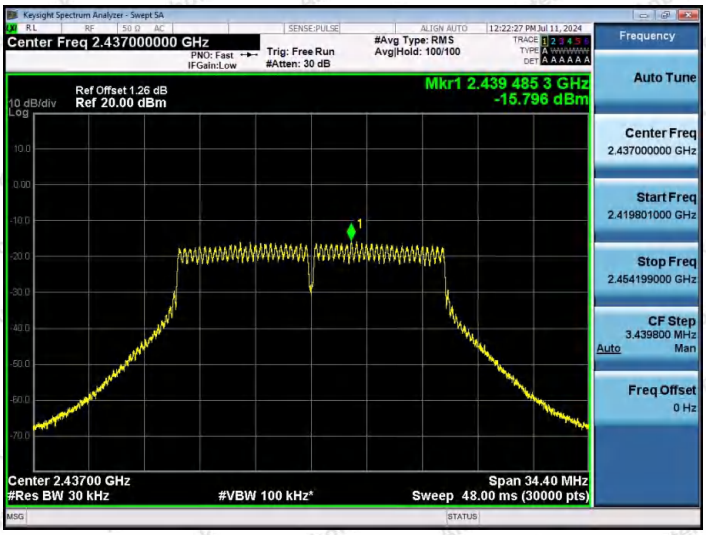

11G-Ant1-2437-PASS

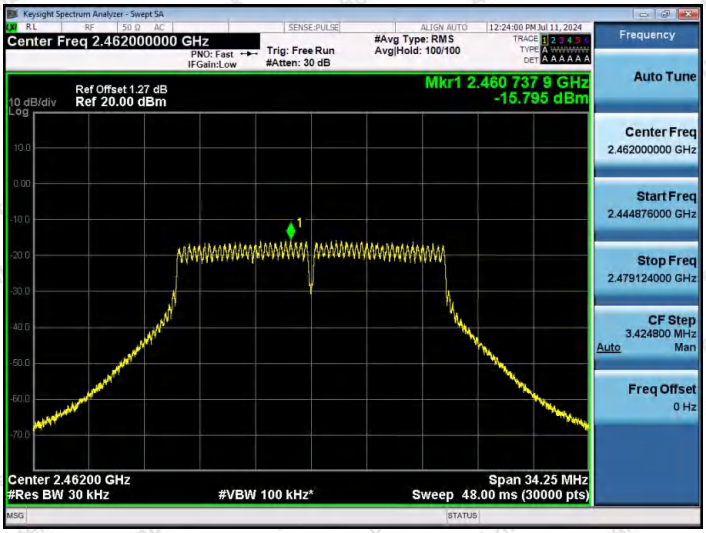

11G-Ant1-2462-PASS

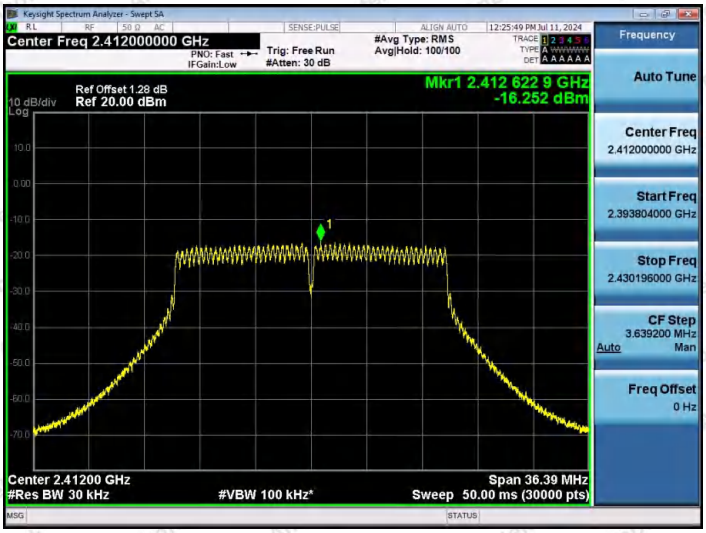

11N20SISO-Ant1-2412-PASS

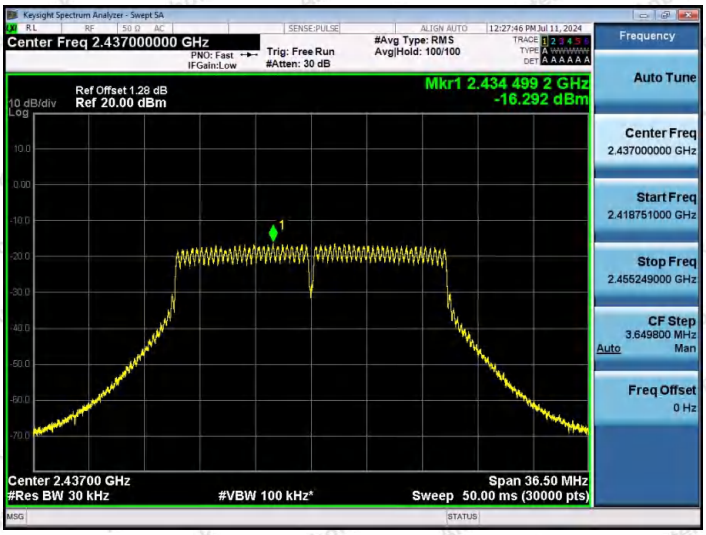

11N20SISO-Ant1-2437-PASS

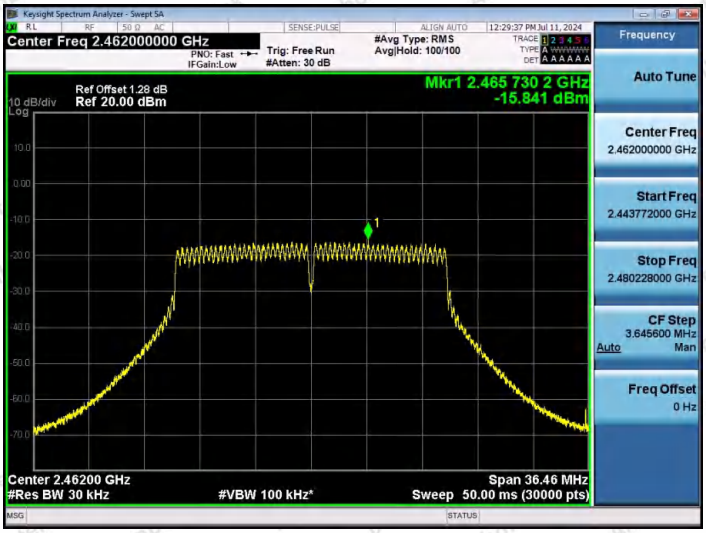

11N20SISO-Ant1-2462-PASS

Appendix E: Conducted Band edge

Test Result

TestMode	Antenna	ChName	Frequency[MHz]	RefLevel[dBm]	Result[dBm]	Limit[dBm]	Verdict
11B	Ant1	Low	2412	2.91	-45.85	≤-27.09	PASS
11B	Ant1	High	2462	3.38	-54.05	≤-26.62	PASS
11G	Ant1	Low	2412	-3.05	-38.05	≤-33.05	PASS
11G	Ant1	High	2462	-3.17	-55.19	≤-33.17	PASS
11N20SISO	Ant1	Low	2412	-3.05	-38.34	≤-33.05	PASS
11N20SISO	Ant1	High	2462	-2.70	-55.19	≤-32.7	PASS

Test Graphs

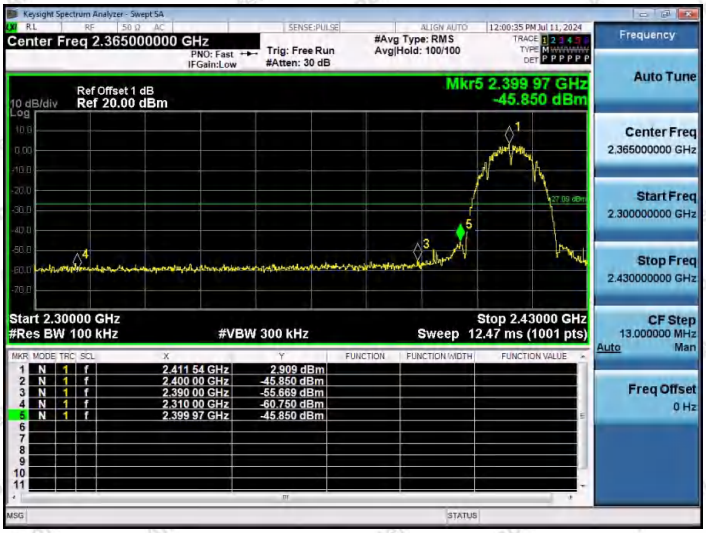

11B-Ant1-2412-PASS

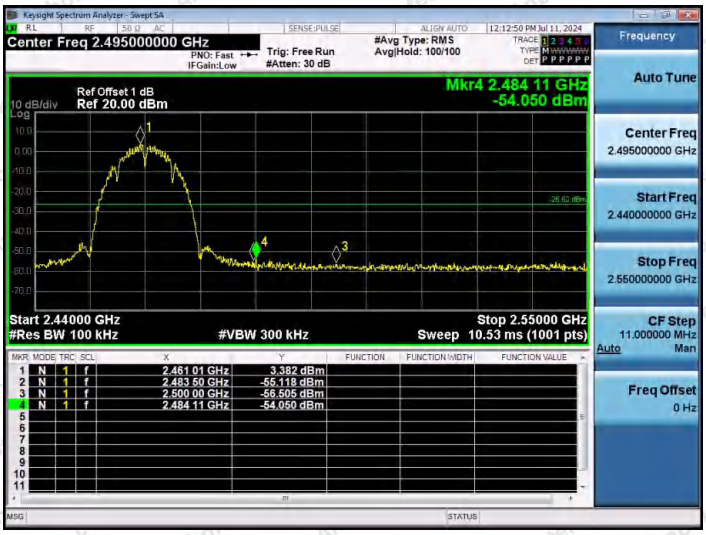

11B-Ant1-2462-PASS

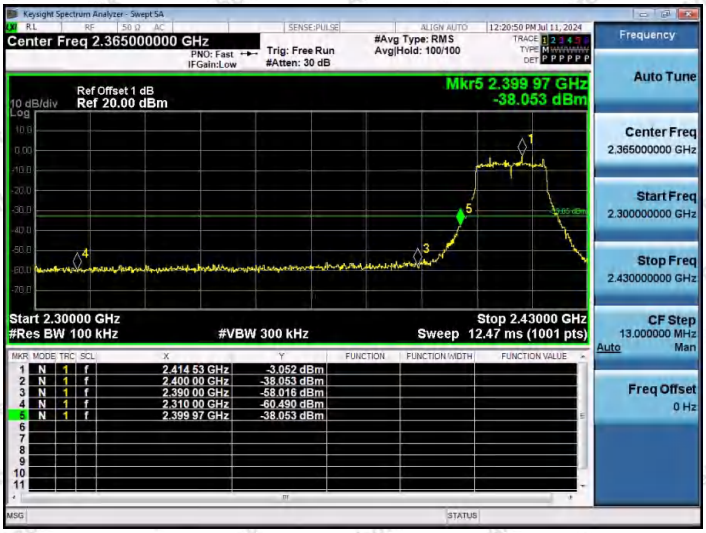

11G-Ant1-2412-PASS

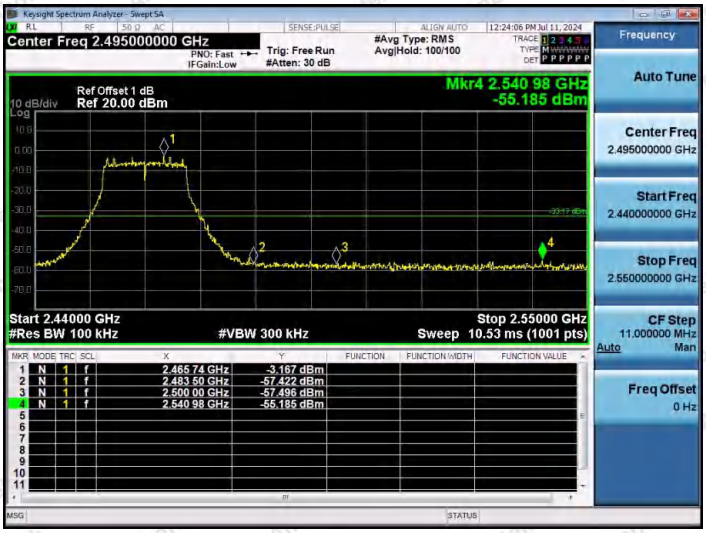

11G-Ant1-2462-PASS

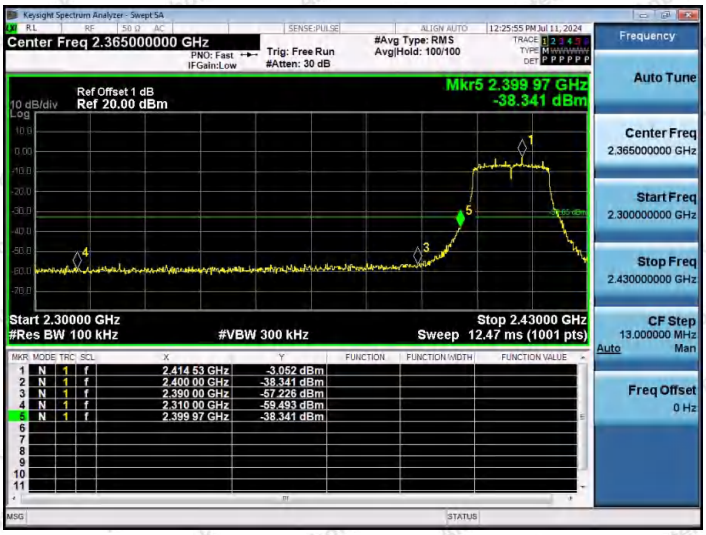

11N20SISO-Ant1-2412-PASS

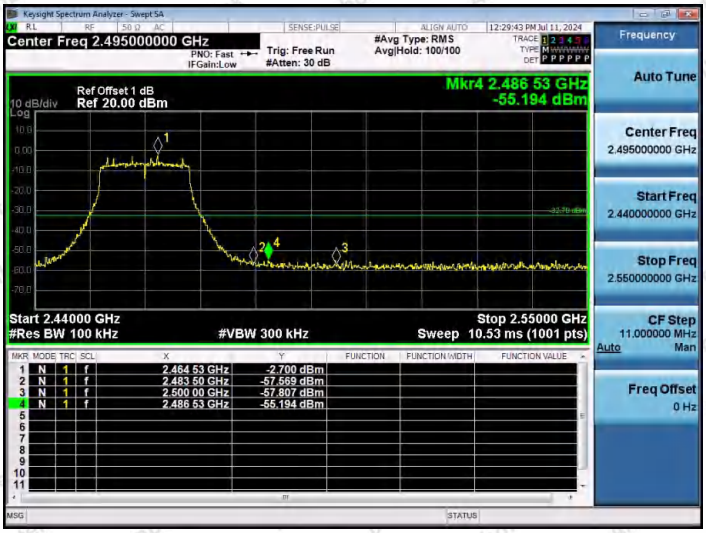

11N20SISO-Ant1-2462-PASS

Appendix F: Conducted Spurious Emission

Test Result

TestMode	Antenna	Frequency[MHz]	FreqRange [Mhz]	RefLevel [dBm]	Result [dBm]	Limit [dBm]	Verdict
11B	Ant1	2412	0~Reference	1.71	1.71	---	PASS
11B	Ant1	2412	30~1000	1.71	-68.07	≤-28.29	PASS
11B	Ant1	2412	1000~26500	1.71	-53.78	≤-28.29	PASS
11B	Ant1	2437	0~Reference	1.01	1.01	---	PASS
11B	Ant1	2437	30~1000	1.01	-67.39	≤-28.99	PASS
11B	Ant1	2437	1000~26500	1.01	-52.57	≤-28.99	PASS
11B	Ant1	2462	0~Reference	2.53	2.53	---	PASS
11B	Ant1	2462	30~1000	2.53	-67.5	≤-27.47	PASS
11B	Ant1	2462	1000~26500	2.53	-53.69	≤-27.47	PASS
11G	Ant1	2412	0~Reference	-6.44	-6.44	---	PASS
11G	Ant1	2412	30~1000	-6.44	-64.49	≤-36.44	PASS
11G	Ant1	2412	1000~26500	-6.44	-53.49	≤-36.44	PASS
11G	Ant1	2437	0~Reference	-3.34	-3.34	---	PASS
11G	Ant1	2437	30~1000	-3.34	-64.97	≤-33.34	PASS
11G	Ant1	2437	1000~26500	-3.34	-53.47	≤-33.34	PASS
11G	Ant1	2462	0~Reference	-6.20	-6.20	---	PASS
11G	Ant1	2462	30~1000	-6.20	-65.04	≤-36.2	PASS
11G	Ant1	2462	1000~26500	-6.20	-52.79	≤-36.2	PASS
11N20SISO	Ant1	2412	0~Reference	-6.80	-6.80	---	PASS
11N20SISO	Ant1	2412	30~1000	-6.80	-64.67	≤-36.8	PASS
11N20SISO	Ant1	2412	1000~26500	-6.80	-52.76	≤-36.8	PASS
11N20SISO	Ant1	2437	0~Reference	-5.81	-5.81	---	PASS
11N20SISO	Ant1	2437	30~1000	-5.81	-65.09	≤-35.81	PASS
11N20SISO	Ant1	2437	1000~26500	-5.81	-53.32	≤-35.81	PASS
11N20SISO	Ant1	2462	0~Reference	-3.87	-3.87	---	PASS
11N20SISO	Ant1	2462	30~1000	-3.87	-64.63	≤-33.87	PASS
11N20SISO	Ant1	2462	1000~26500	-3.87	-53.52	≤-33.87	PASS

Test Graphs

11B-Ant1-2412-0~Reference-PASS

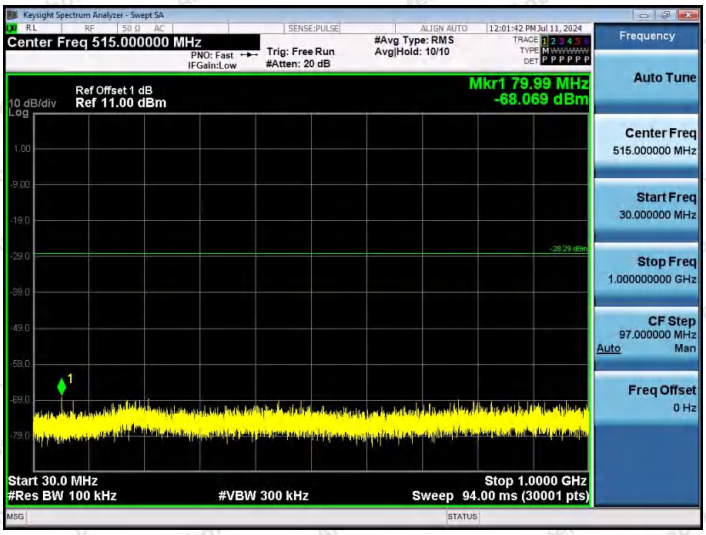

11B-Ant1-2412-30~1000-PASS

11B-Ant1-2412-1000~26500-PASS

11B-Ant1-2437-0~Reference-PASS

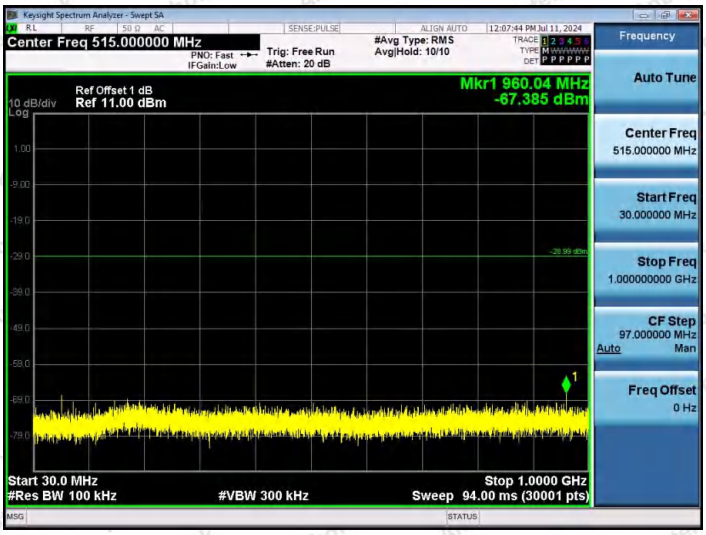

11B-Ant1-2437-30~1000-PASS

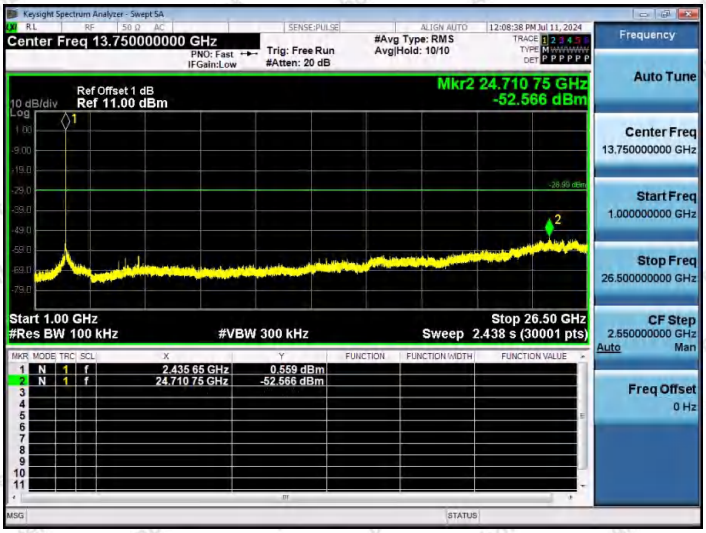

11B-Ant1-2437-1000~26500-PASS

11B-Ant1-2462-0~Reference-PASS

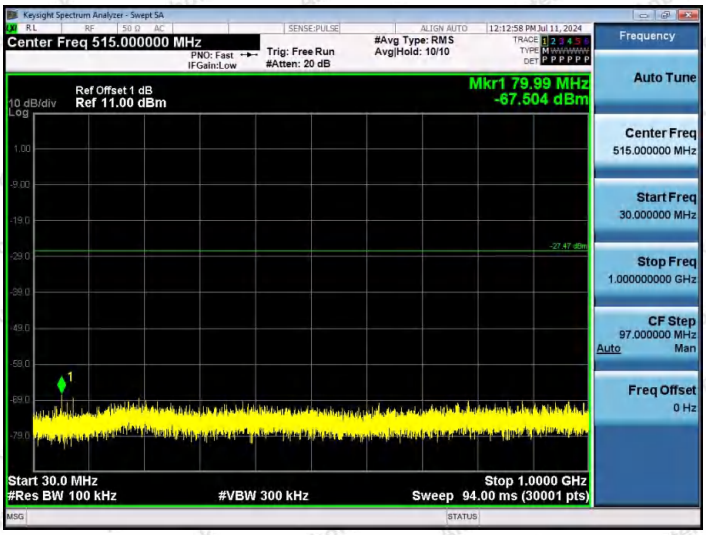

11B-Ant1-2462-30~1000-PASS

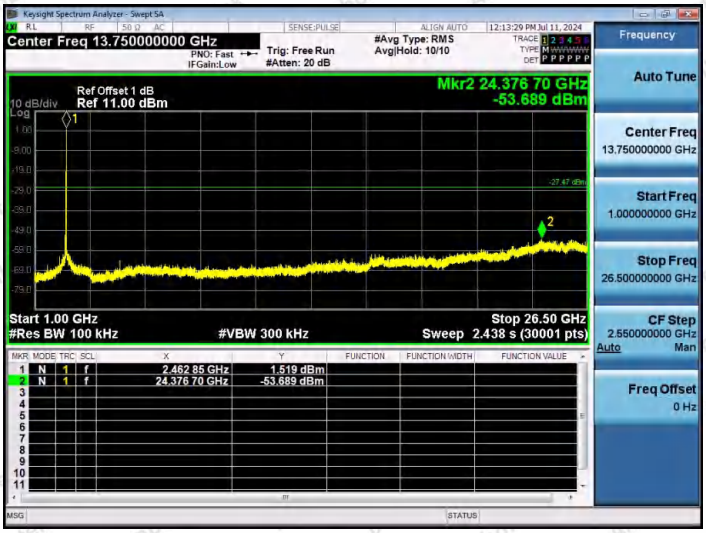

11B-Ant1-2462-1000~26500-PASS

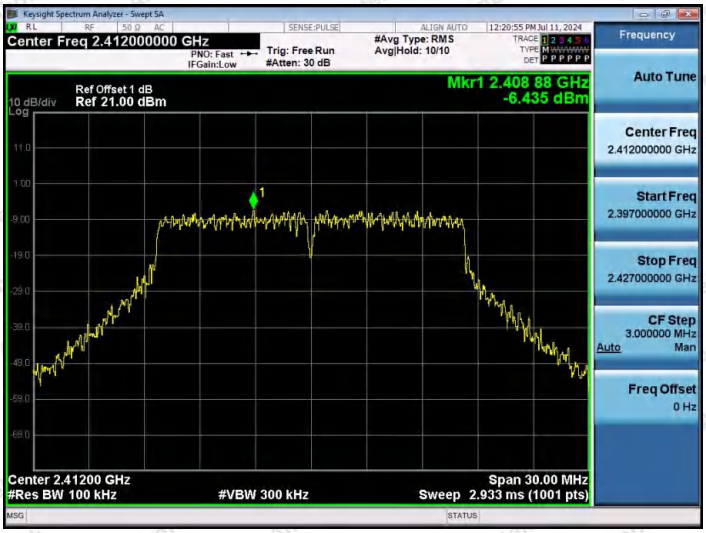

11G-Ant1-2412-0~Reference-PASS

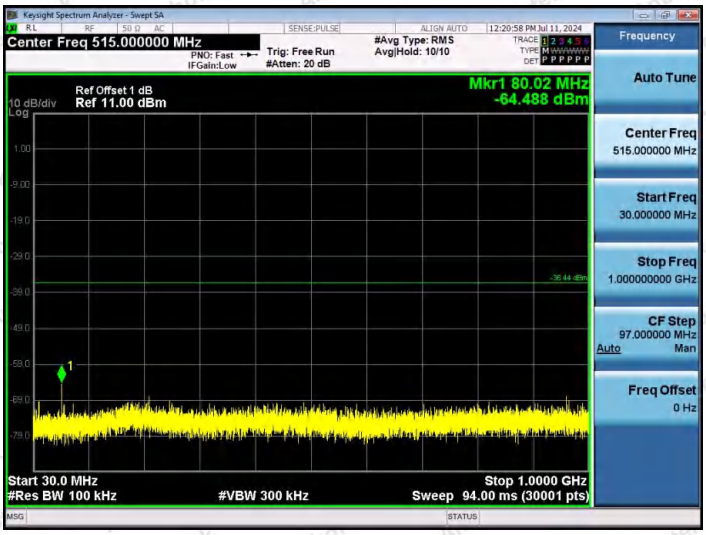

11G-Ant1-2412-30~1000-PASS

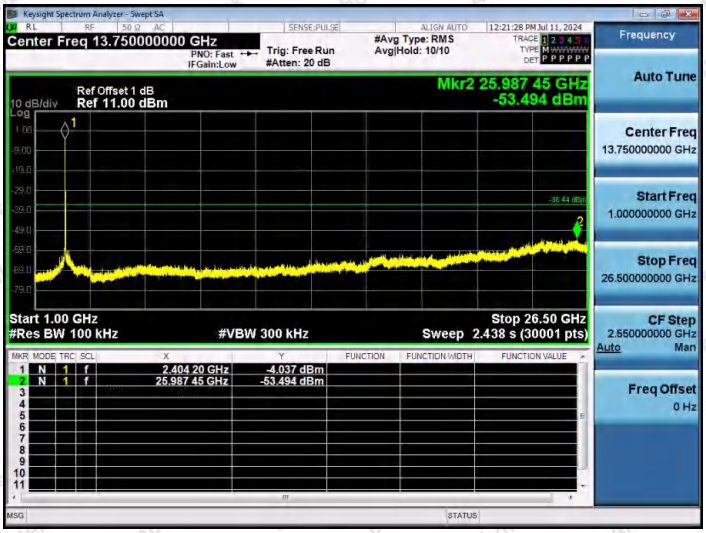

11G-Ant1-2412-1000~26500-PASS

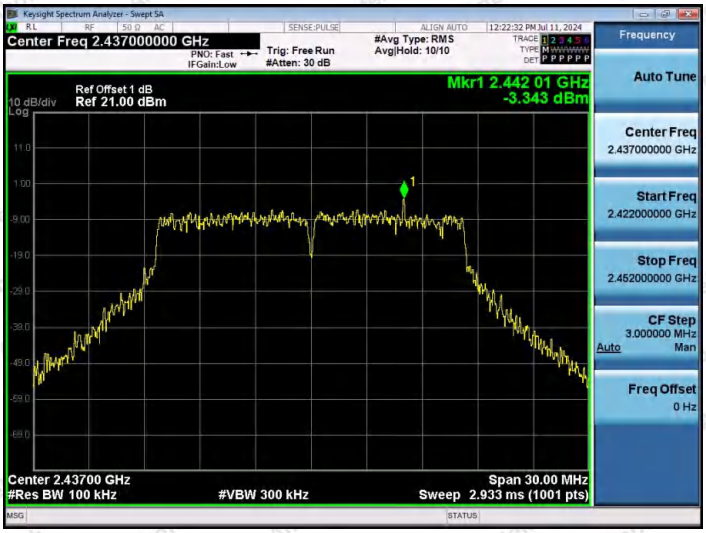

11G-Ant1-2437-0~Reference-PASS

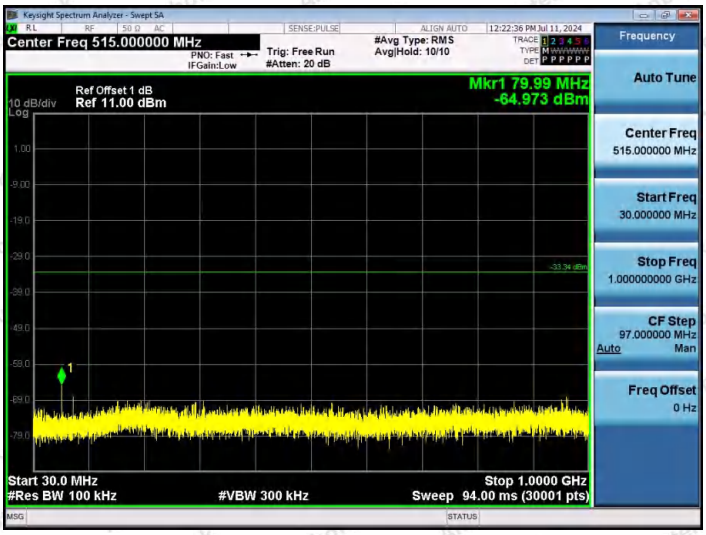

11G-Ant1-2437-30~1000-PASS

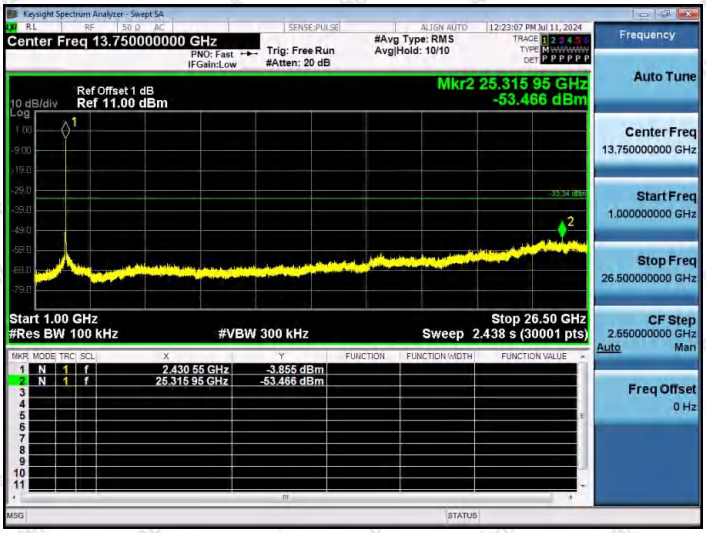

11G-Ant1-2437-1000~26500-PASS

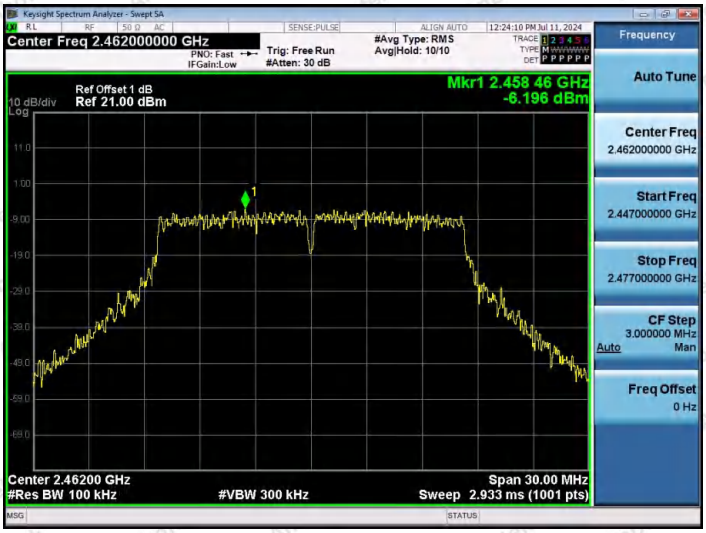

11G-Ant1-2462-0~Reference-PASS

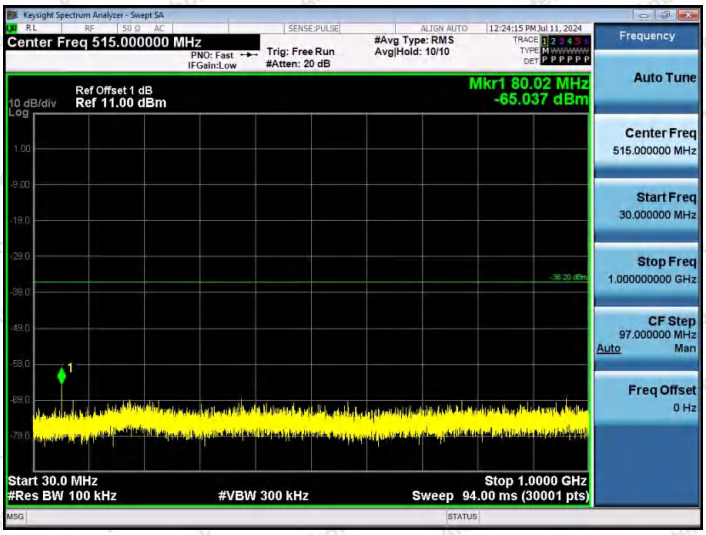

11G-Ant1-2462-30~1000-PASS

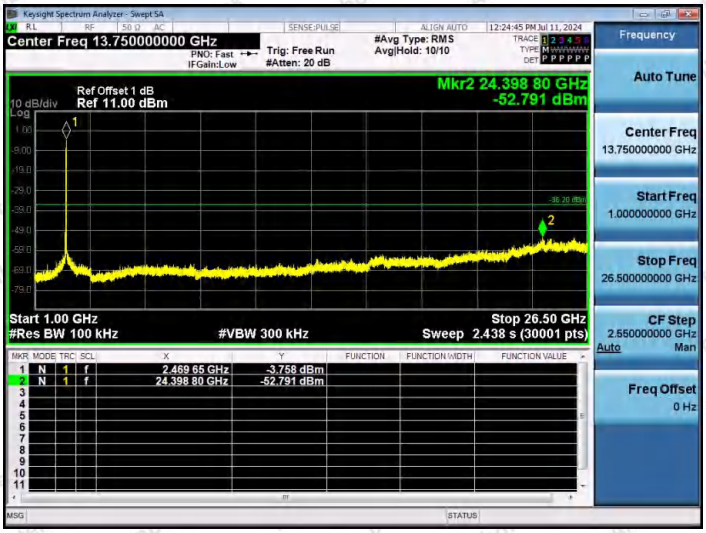

11G-Ant1-2462-1000~26500-PASS

11N20SISO-Ant1-2412-0~Reference-PASS

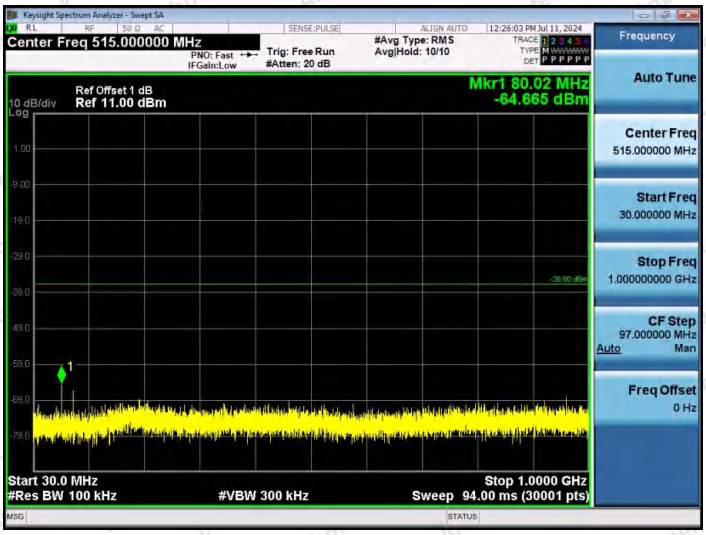

11N20SISO-Ant1-2412-30~1000-PASS

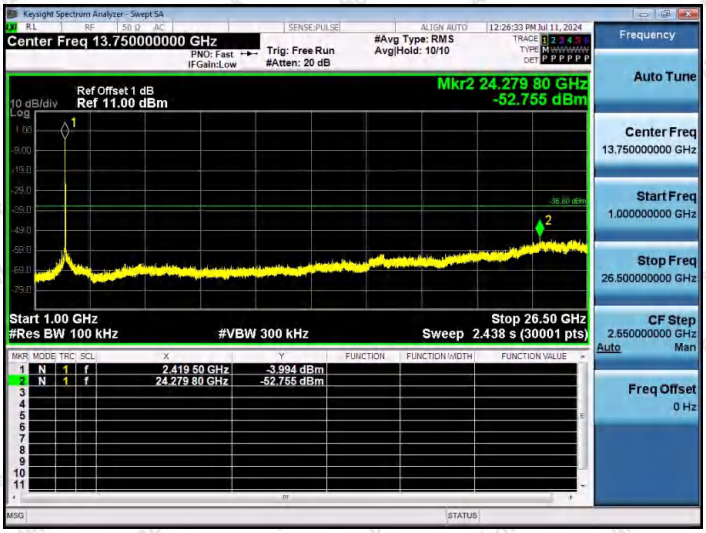

11N20SISO-Ant1-2412-1000~26500-PASS

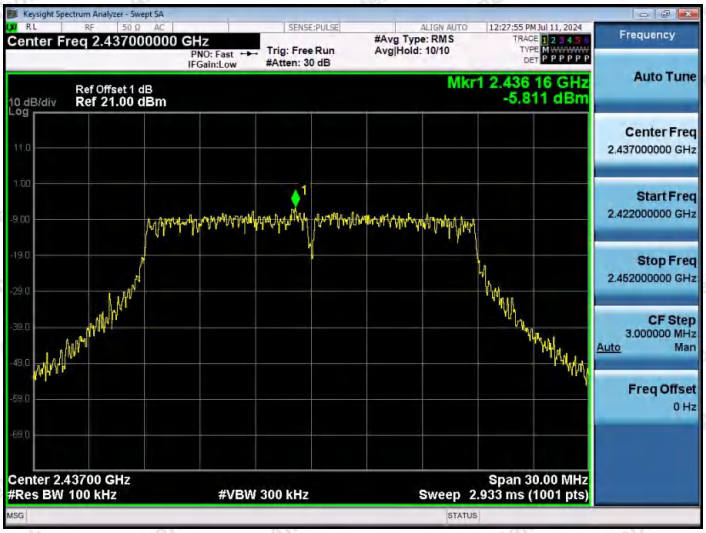

11N20SISO-Ant1-2437-0~Reference-PASS

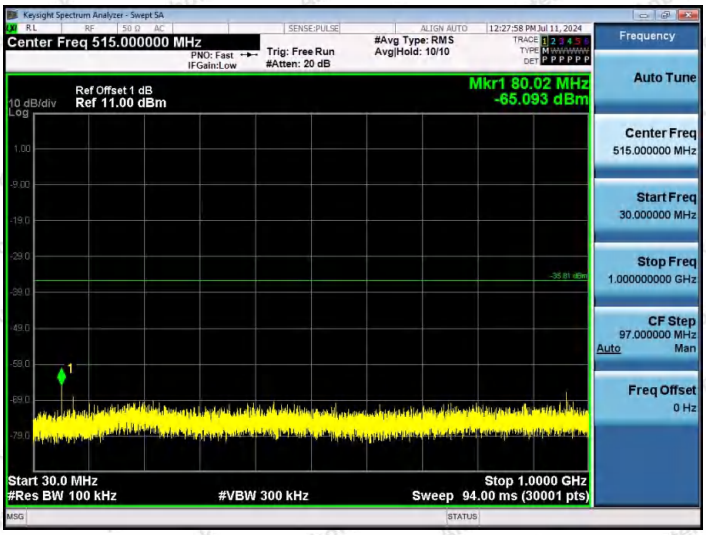

11N20SISO-Ant1-2437-30~1000-PASS

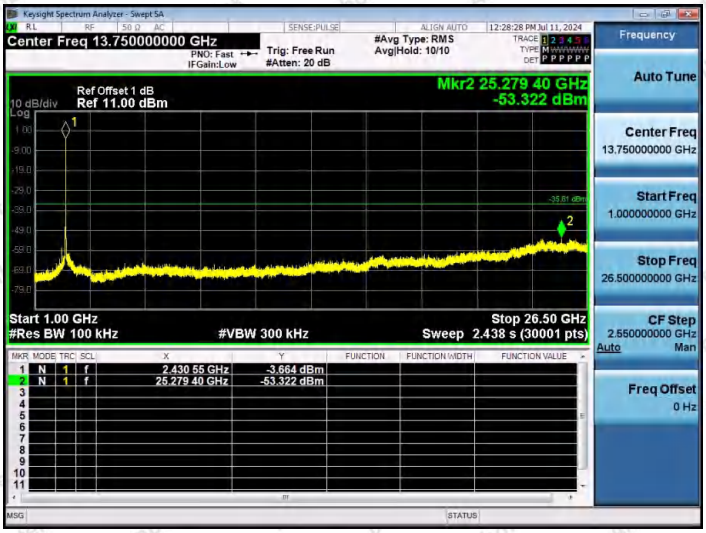

11N20SISO-Ant1-2437-1000~26500-PASS

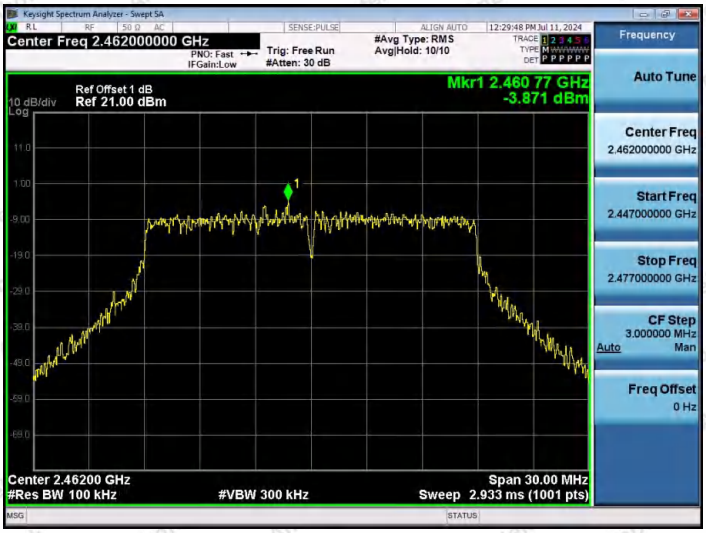

11N20SISO-Ant1-2462-0~Reference-PASS

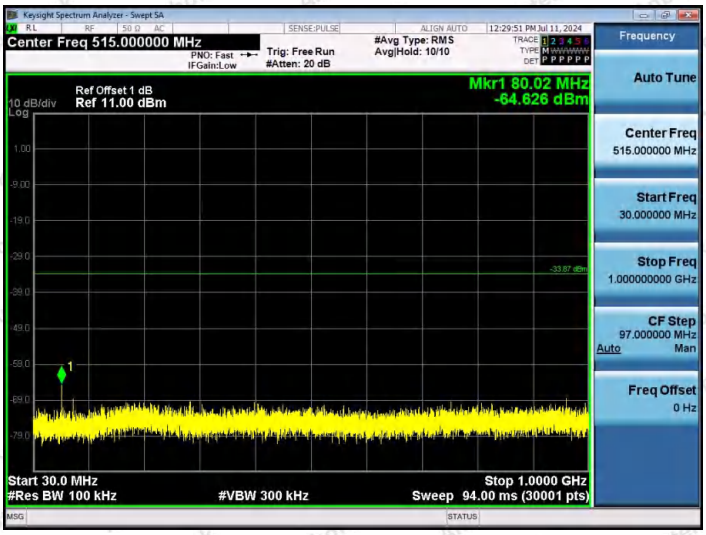

11N20SISO-Ant1-2462-30~1000-PASS

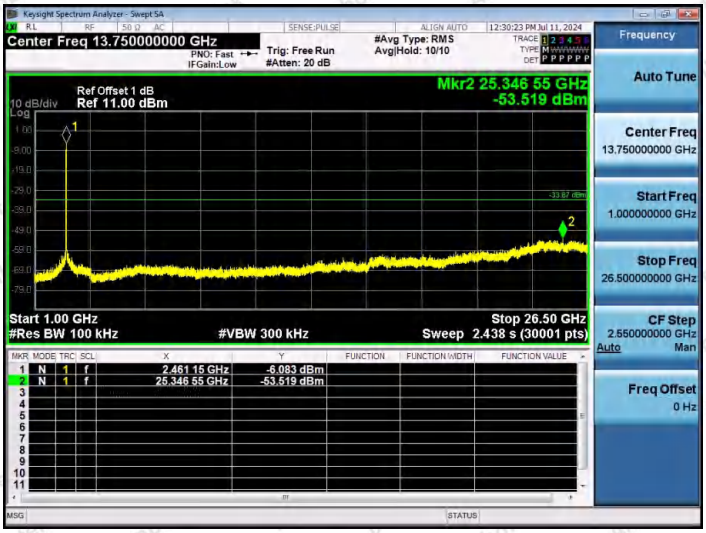

11N20SISO-Ant1-2462-1000~26500-PASS

Appendix G: Duty Cycle

Test Result

TestMode	Antenna	Frequency[MHz]	Transmission Duration [ms]	Transmission Period [ms]	Duty Cycle [%]	Factor [dB]
11B	Ant1	2412	8.40	8.96	93.75	0.28
11B	Ant1	2437	8.38	8.92	93.95	0.27
11B	Ant1	2462	8.38	8.93	93.84	0.28
11G	Ant1	2412	2.07	2.20	94.09	0.26
11G	Ant1	2437	2.07	2.20	94.09	0.26
11G	Ant1	2462	2.06	2.19	94.06	0.27
11N20SISO	Ant1	2412	1.92	2.05	93.66	0.28
11N20SISO	Ant1	2437	1.92	2.05	93.66	0.28
11N20SISO	Ant1	2462	1.92	2.05	93.66	0.28

Test Graphs

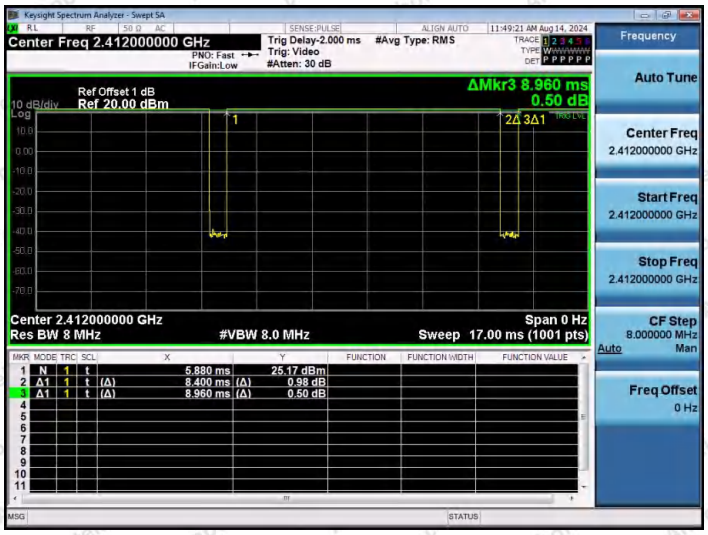

NTNV-11B-Ant1-2412

NTNV-11B-Ant1-2437

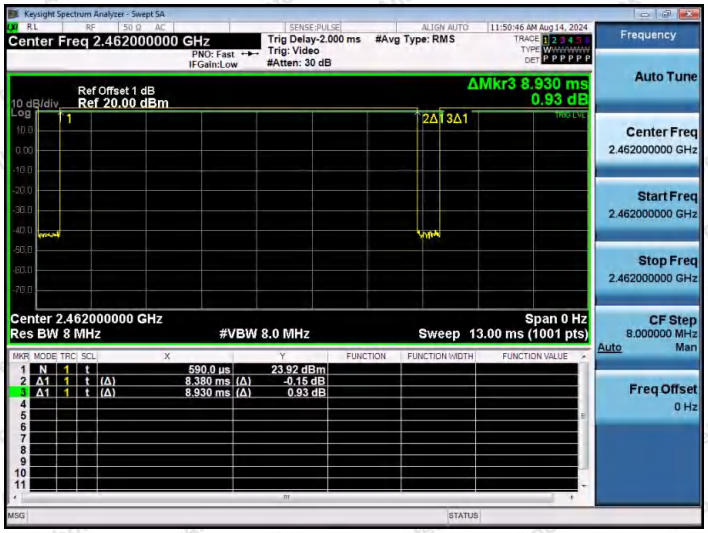

NTNV-11B-Ant1-2462

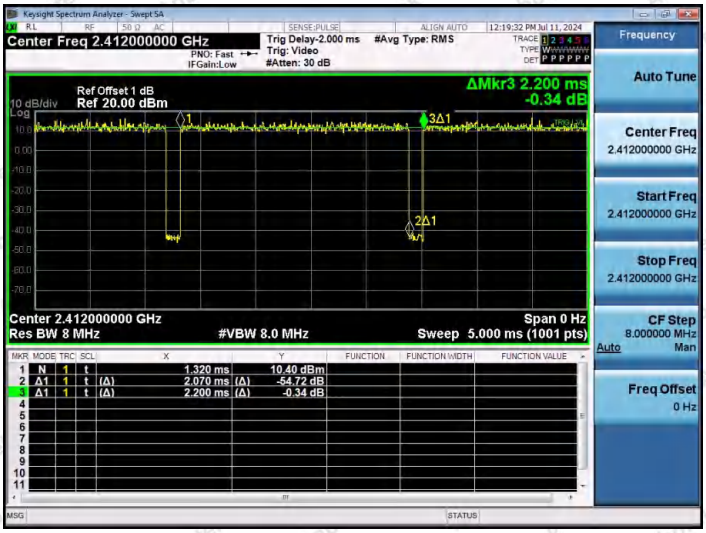

NTNV-11G-Ant1-2412

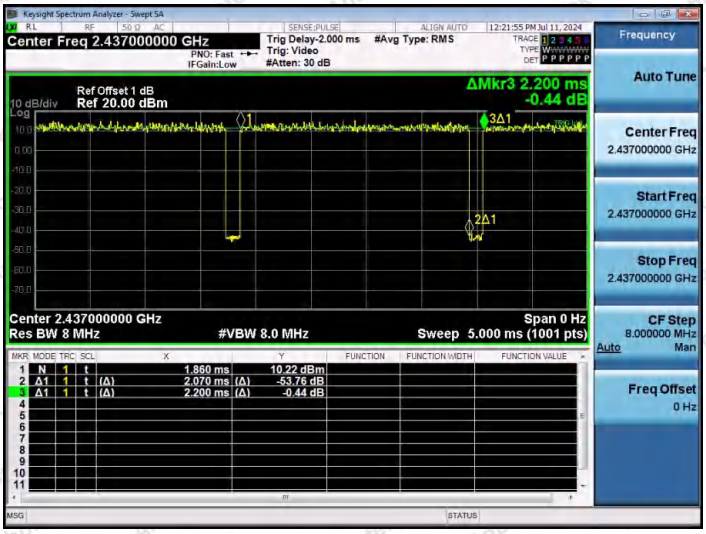

NTNV-11G-Ant1-2437

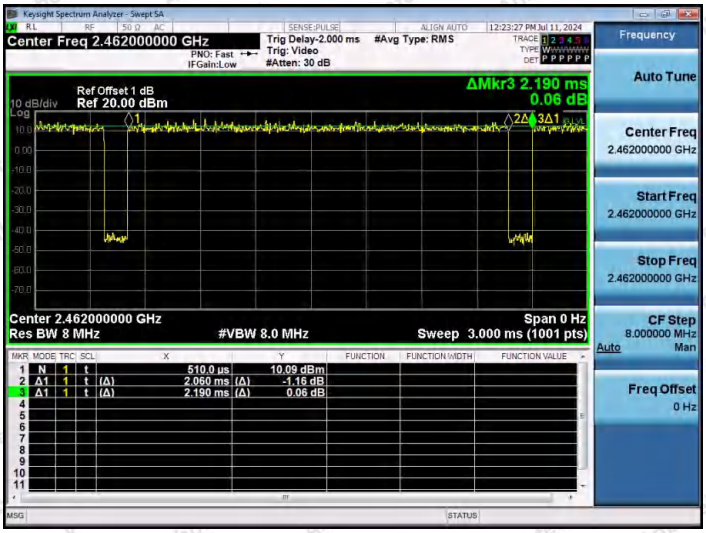

NTNV-11G-Ant1-2462

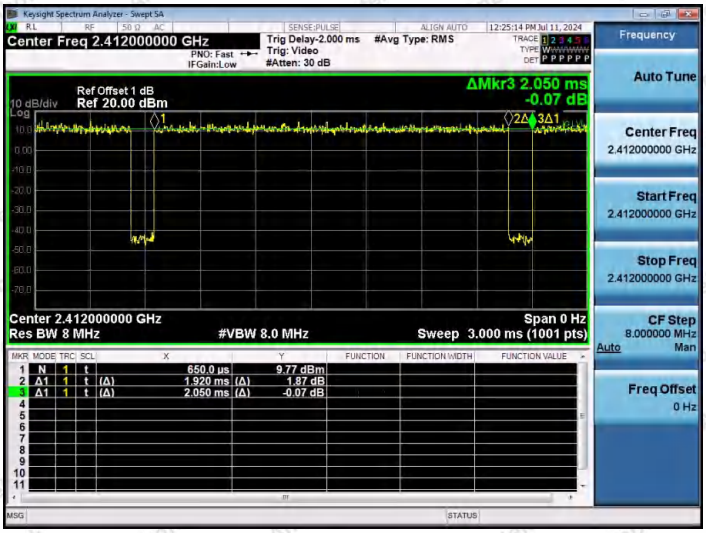

NTNV-11N20SISO-Ant1-2412

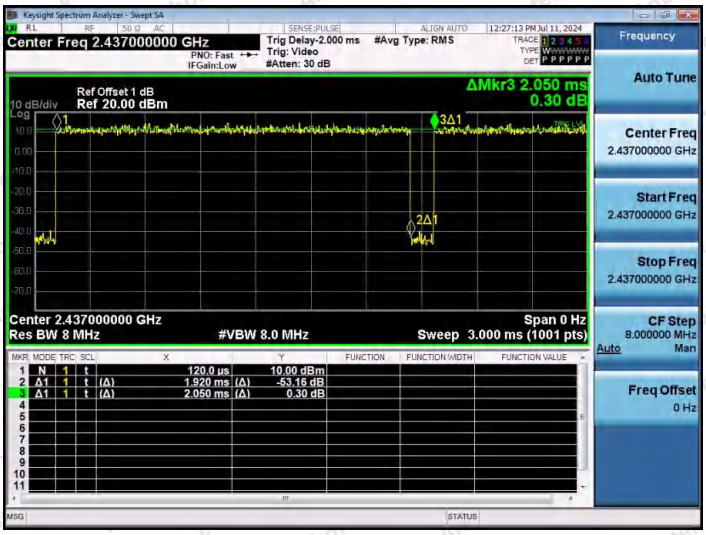

NTNV-11N20SISO-Ant1-2437

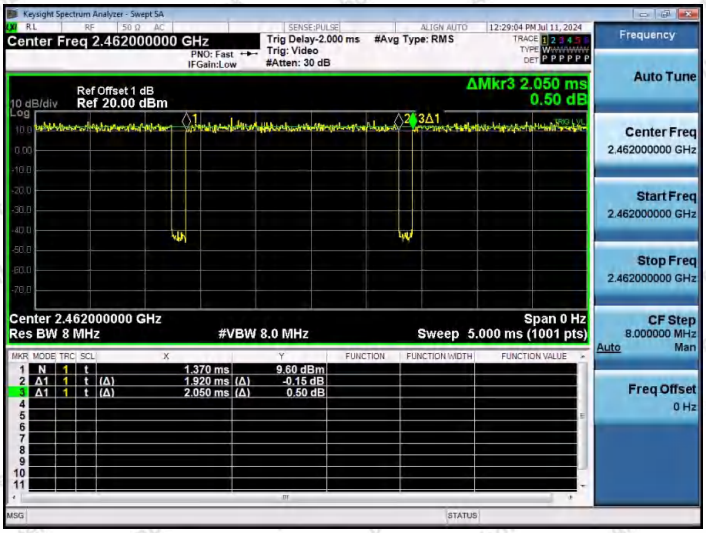

NTNV-11N20SISO-Ant1-2462

---End---