Appendix Test Data

Report No.:	182512C400366101	Test Sample No.:	1-2-2
Start Test Date:	2024.7.11	Finish Test Date:	2024.7.11
Test Engineer:	Joker Huang	Auditor:	Justin Feng
Temperature:	25.3℃	Relative Humidity:	48%
Pressure:	101kPa		

Appendix A: 6dB Bandwidth

Test Result

TestMode	Antenna	Frequency[MHz]	6dB BW [MHz]	FL[MHz]	FH[MHz]	Limit[MHz]	Verdict
BLE_1M	Ant1	2402	0.680	2401.656	2402.336	0.5	PASS
BLE_1M	Ant1	2440	0.644	2439.672	2440.316	0.5	PASS
BLE_1M	Ant1	2480	0.656	2479.664	2480.320	0.5	PASS

Test Graphs

BLE_1M-Ant1-2402-PASS

BLE_1M-Ant1-2440-PASS

BLE_1M-Ant1-2480-PASS

Appendix B: 99% Occupied Bandwidth

Test Result

TestMode	Antenna	Frequency[MHz]	OCB [MHz]	FL[MHz]	FH[MHz]	Limit[MHz]	Verdict
BLE_1M	Ant1	2402	1.0313	2401.4838	2402.5151	---	---
BLE_1M	Ant1	2440	1.0400	2439.4786	2440.5186	---	---
BLE_1M	Ant1	2480	1.0313	2479.4884	2480.5197	---	---

Test Graphs

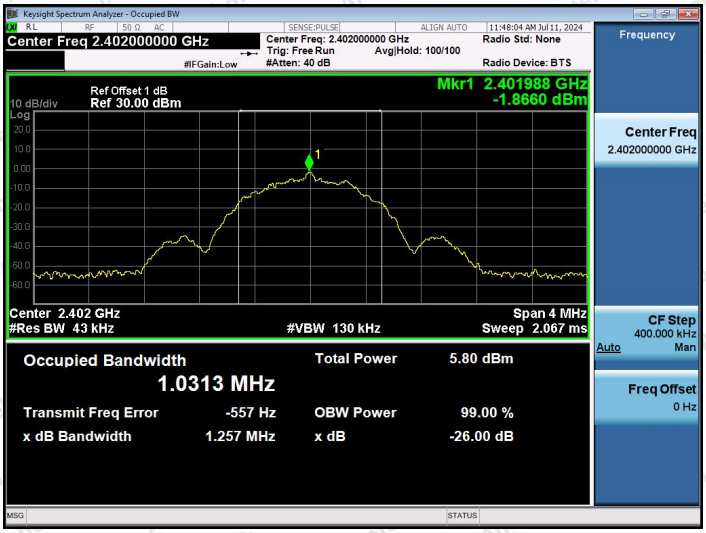

BLE_1M-Ant1-2402

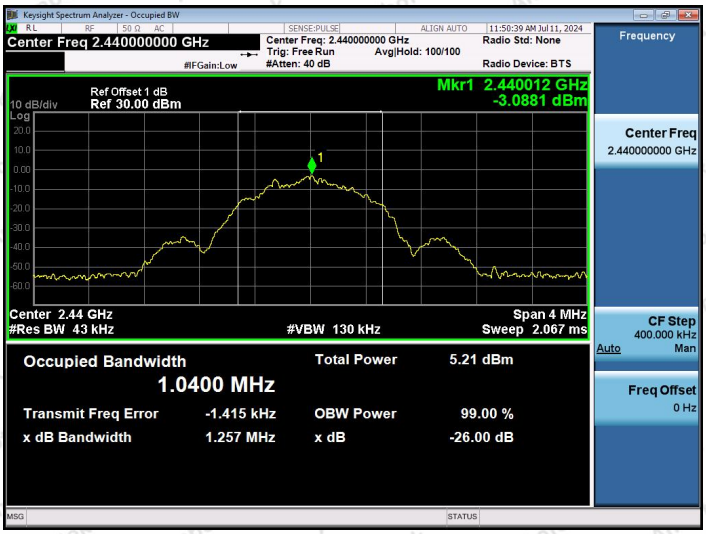

BLE_1M-Ant1-2440

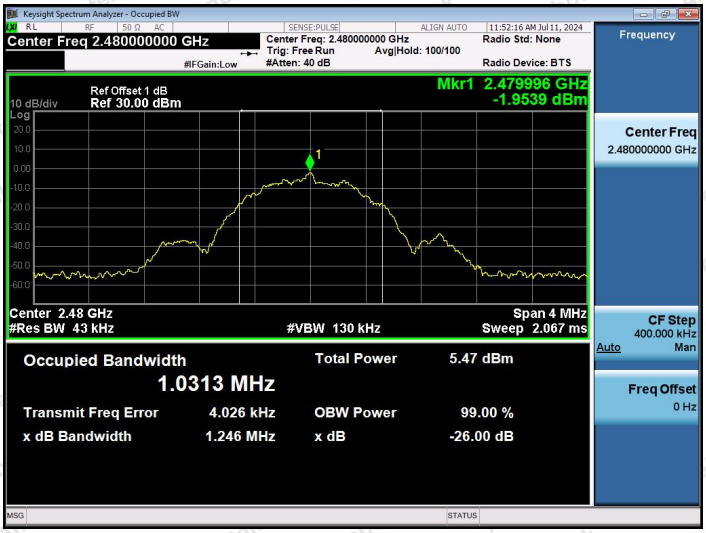

BLE_1M-Ant1-2480

Appendix C: Maximum conducted output power

Test Result Peak

TestMode	Antenna	Frequency[MHz]	Conducted Peak Power[dBm]	Conducted Limit[dBm]	Verdict
BLE_1M	Ant1	2402	-0.91	≤30	PASS
BLE_1M	Ant1	2440	-1.07	≤30	PASS
BLE_1M	Ant1	2480	-1.21	≤30	PASS

Test Graphs Peak

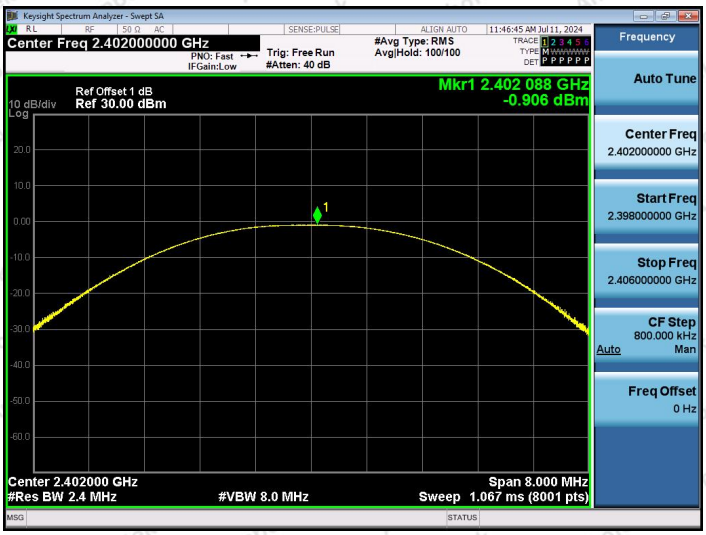

BLE_1M-Ant1-2402-PASS

BLE_1M-Ant1-2440-PASS

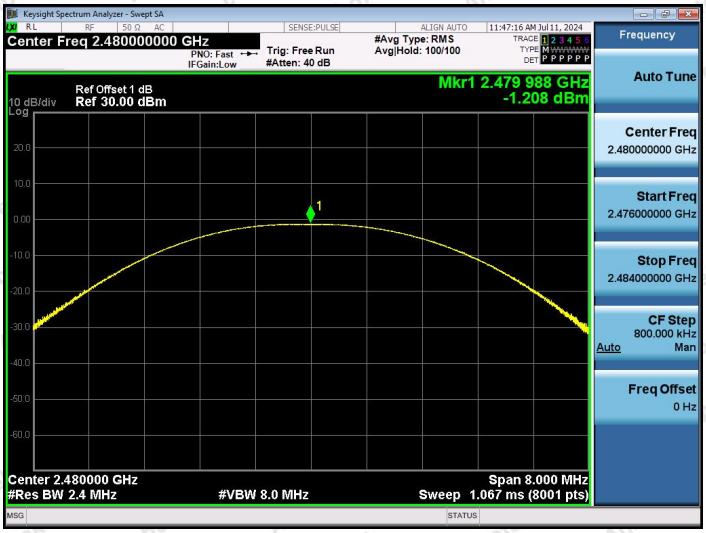

BLE_1M-Ant1-2480-PASS

Appendix D: Maximum power spectral density

Test Result

TestMode	Antenna	Frequency[MHz]	Result[dBm/3kHz]	Limit[dBm/3kHz]	Verdict
BLE_1M	Ant1	2402	-16.81	≤8.00	PASS
BLE_1M	Ant1	2440	-15.82	≤8.00	PASS
BLE_1M	Ant1	2480	-16.25	≤8.00	PASS

Test Graphs

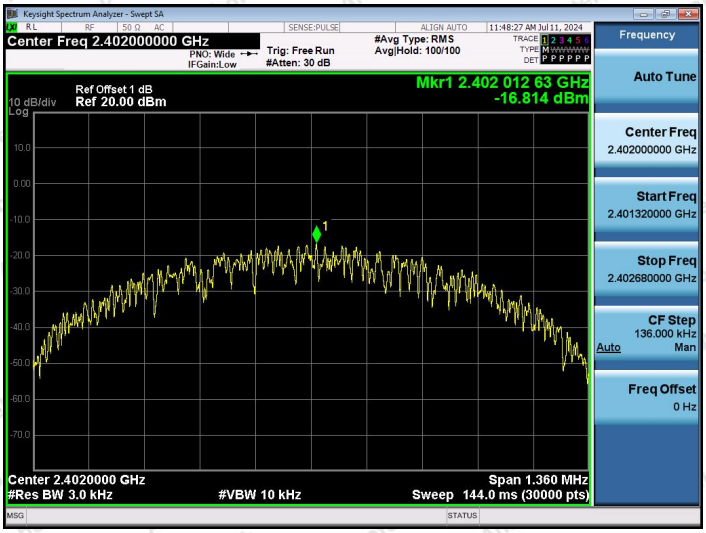

BLE_1M-Ant1-2402-PASS

BLE_1M-Ant1-2440-PASS

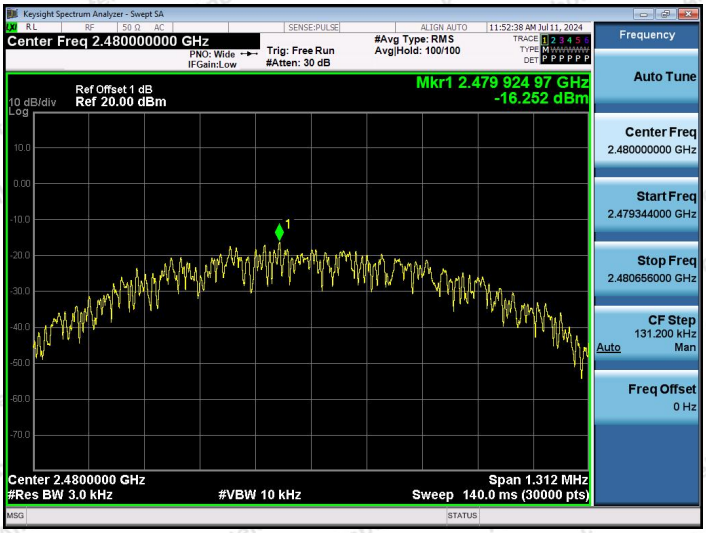

BLE_1M-Ant1-2480-PASS

Appendix E: Band edge measurements

Test Result

TestMode	Antenna	ChName	Frequency[MHz]	RefLevel[dBm]	Result[dBm]	Limit[dBm]	Verdict
BLE_1M	Ant1	Low	2402	-2.07	-57.49	≤-22.07	PASS
BLE_1M	Ant1	High	2480	-1.99	-56.68	≤-21.99	PASS

Test Graphs

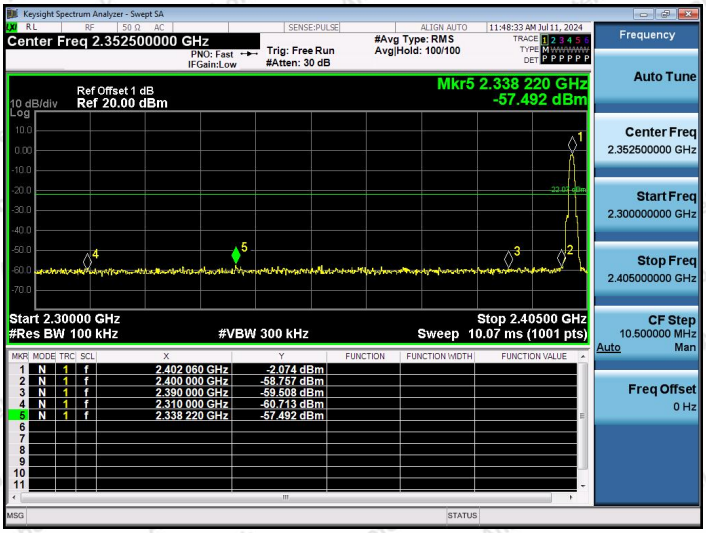

BLE_1M-Ant1-2402-PASS

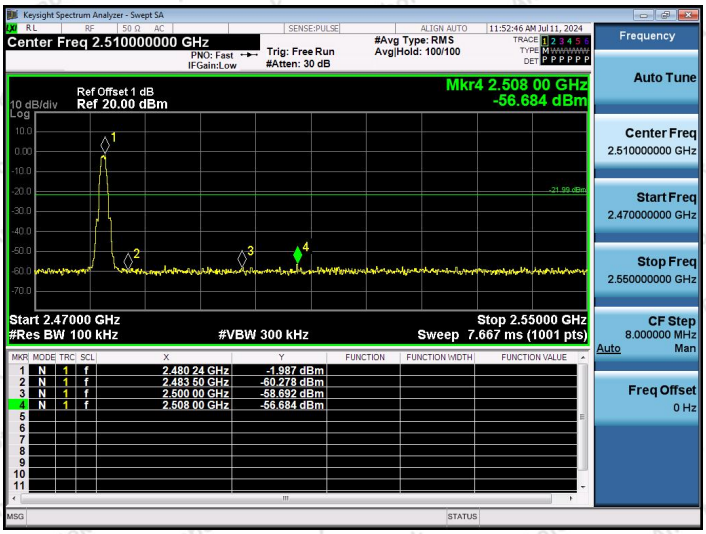

BLE_1M-Ant1-2480-PASS

Appendix F: Conducted Spurious Emission

Test Result

TestMode	Antenna	Frequency[MHz]	FreqRange [MHz]	RefLevel [dBm]	Result[dBm]	Limit[dBm]	Verdict
BLE_1M	Ant1	2402	0~Reference	-2.10	-2.10	---	PASS
BLE_1M	Ant1	2402	30~1000	-2.10	-62.98	≤-22.1	PASS
BLE_1M	Ant1	2402	1000~26500	-2.10	-53.46	≤-22.1	PASS
BLE_1M	Ant1	2440	0~Reference	-1.32	-1.32	---	PASS
BLE_1M	Ant1	2440	30~1000	-1.32	-64.13	≤-21.32	PASS
BLE_1M	Ant1	2440	1000~26500	-1.32	-53.48	≤-21.32	PASS
BLE_1M	Ant1	2480	0~Reference	-2.54	-2.54	---	PASS
BLE_1M	Ant1	2480	30~1000	-2.54	-63.7	≤-22.54	PASS
BLE_1M	Ant1	2480	1000~26500	-2.54	-53.87	≤-22.54	PASS

Test Graphs

BLE_1M-Ant1-2402-0~Reference-PASS

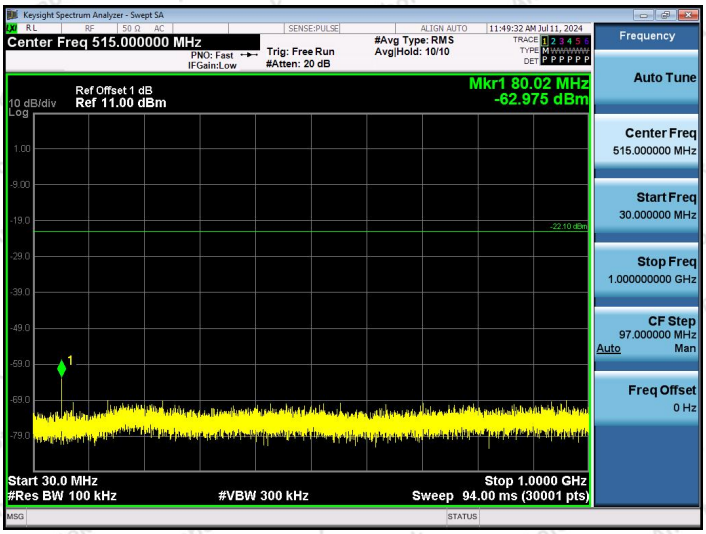

BLE_1M-Ant1-2402-30~1000-PASS

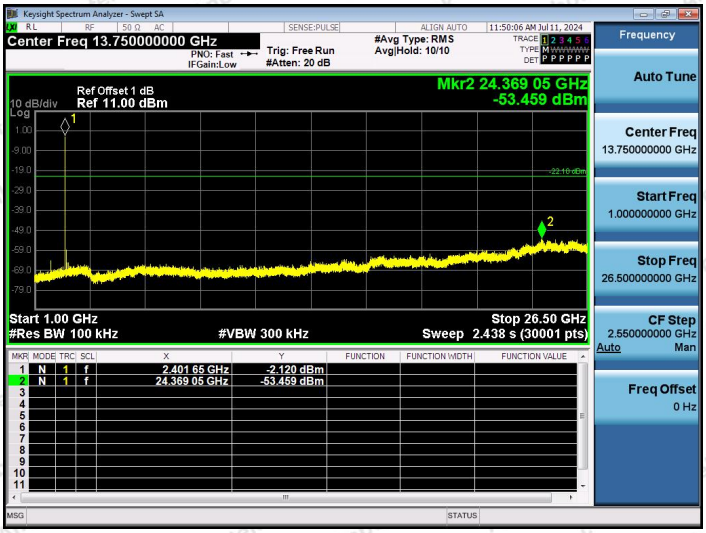

BLE_1M-Ant1-2402-1000~26500-PASS

BLE_1M-Ant1-2440-0~Reference-PASS

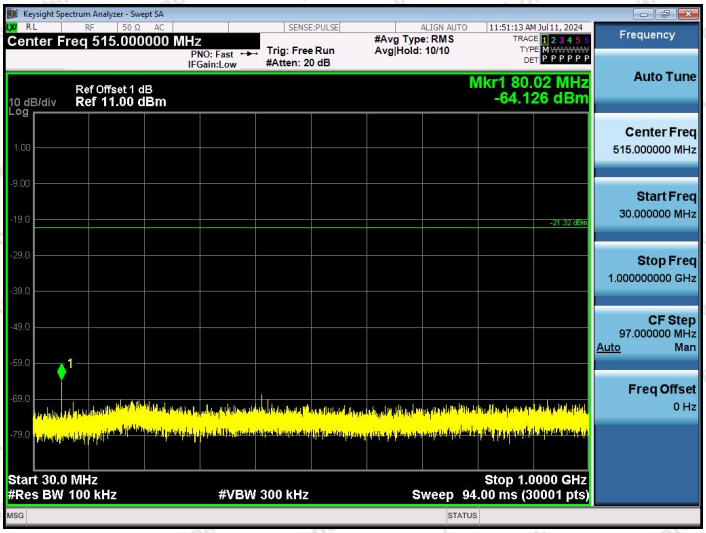

BLE_1M-Ant1-2440-30~1000-PASS

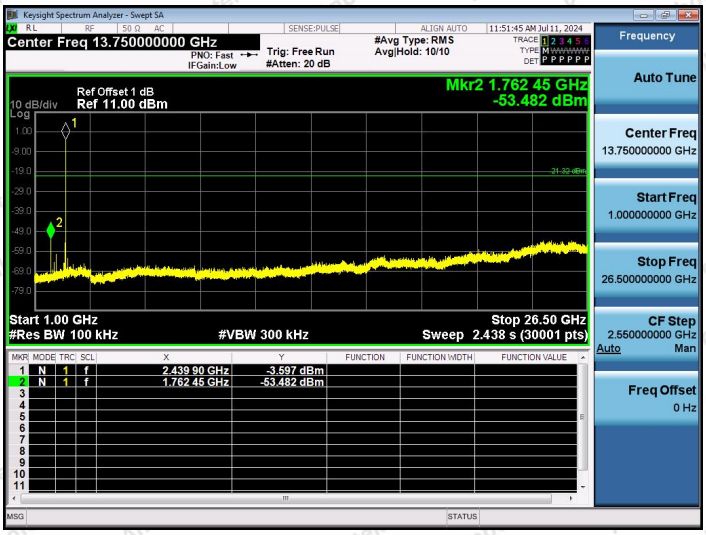

BLE_1M-Ant1-2440-1000~26500-PASS

BLE_1M-Ant1-2480-0~Reference-PASS

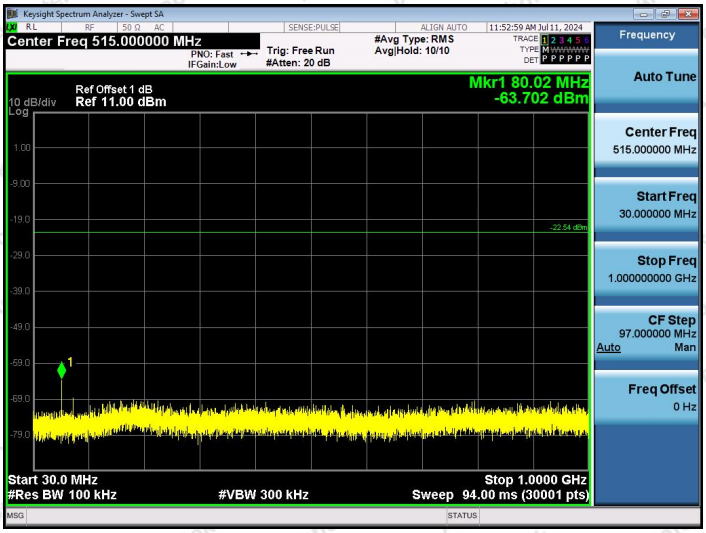

BLE_1M-Ant1-2480-30~1000-PASS

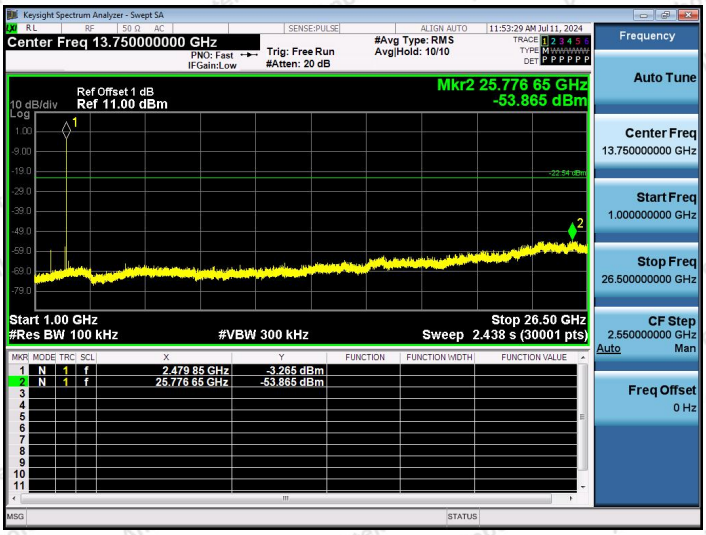

BLE_1M-Ant1-2480-1000~26500-PASS

Appendix G: Duty Cycle

Test Result

TestMode	Antenna	Frequency[MHz]	ON Time [ms]	Period [ms]	Duty Cycle [%]	Duty Cycle Factor[dB]
BLE_1M	Ant1	2402	0.40	0.63	63.49	1.97
BLE_1M	Ant1	2440	0.40	0.63	63.49	1.97
BLE_1M	Ant1	2480	0.40	0.63	63.49	1.97

Test Graphs

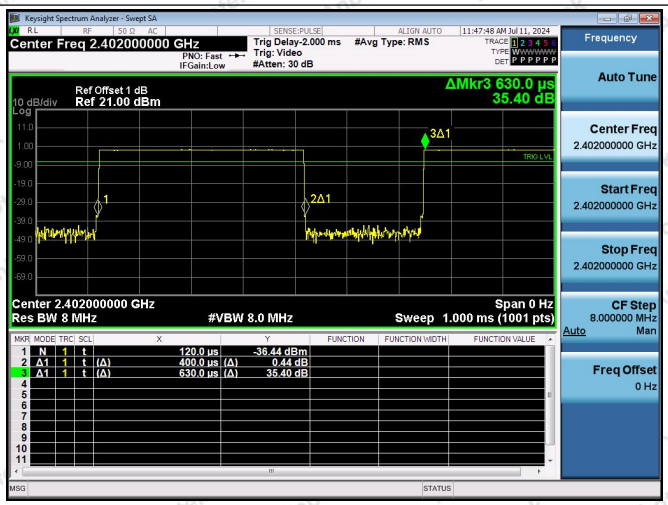

NTNV-BLE_1M-Ant1-2402

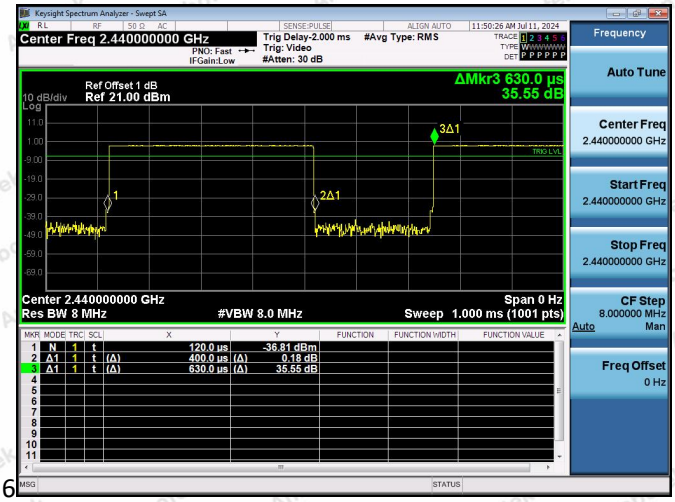

NTNV-BLE_1M-Ant1-2440

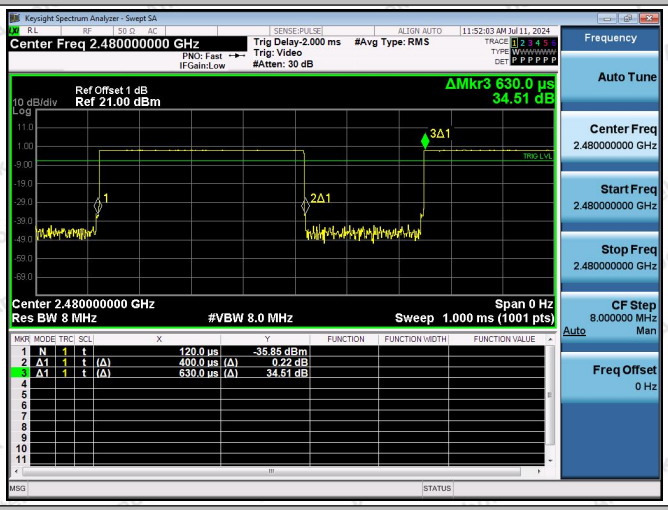

NTNV-BLE_1M-Ant1-2480

---End---