

成品尺寸：77x110mm

材质：105G双铜，正反面单色印刷，折页

五面

VIVID  
GOLF

RUMBLE  
MAGNETIC GOLF SPEAKER

USER MANUAL

BLUETOOTH SPEAKER AND ACCESSORIES

A: Bluetooth speaker  
B: Type-C charging cable  
C: User manual

01

BASIC FUNCTION

- ① Power button
- ② Volume + button
- ③ Volume - button
- ④ Status indicator
- ⑤ Type-C Charging port
- ⑥ Calling MIC

02

OPERATIONS

1. Power On/Off

Long press "⏻" button 2s to power on/off.

2. Bluetooth Mode

Long press "⏻" button 2s to power on with prompt tone, speaker will enter into Bluetooth pairing mode, the blue indicator will flash.  
Choose "Vivid Golf" in your bluetooth list, there will be prompt tone once connected successfully, and the blue indicator will remain on - Now, you can play music.

03

OPERATIONS

3. True Wireless Stereo ( TWS ) Connection

After power on but before connected with any device, short press "⏻" button 3 times of any speaker to turn on TWS function, you will hear prompt tone and the blue indicator will flash. There will be "du" once paired successfully, then the blue indicator of slave speaker will be normally on and the blue indicator of master speaker will flash, now you can connect speaker with device.

04

OPERATIONS

4. Volume Control


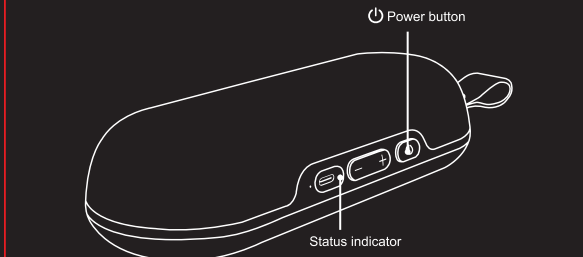


Short press "+" button one time for volume up, there will be prompt tone when up to maximum volume. Long press "+" button 2s for next song.  
Short press "-" button one time for volume down.  
Long press "-" button 2s for previous song.

05

5. Calling

When a call is coming, short press "⏻" button to answer.  
Short press "+" button 3 times to hang up.  
When during a call conversation, short press "⏻" button to hang up.  
Short press "⏻" button 3 times to protect call privacy.  
Call will now play through phone audio instead of speaker.

恒反

<div>OPERATIONS</div> <div>6. Power Saving</div> <p>Speaker will power off automatically to save battery when nothing is connected after 10 minutes.</p> <div>7. Charging</div> <p><b>Important notes</b></p> <p>Use supplied USB-C charging cable</p> <p>Use an output source 5V/2A (or above)</p> <p>Charge when you hear low battery prompt tone or the indicator flash red. The red indicator will be normally on while charging and switch off after fully charged.</p>  <div>06</div>	<div>FUNCTION INSTRUCTIONS</div>  <table> <tr> <td rowspan="4">Status indicator</td><td>Power on / TWS (blue indicator)</td></tr> <tr> <td>Low battery (red indicator flash)</td></tr> <tr> <td>Charging (red indicator normally on)</td></tr> <tr> <td>Fully charged (red indicator off)</td></tr> </table> <div>07</div>	Status indicator	Power on / TWS (blue indicator)	Low battery (red indicator flash)	Charging (red indicator normally on)	Fully charged (red indicator off)	<div>SPECIFICATIONS</div> <table> <tr> <td>Product Name</td><td>Rumble Magnetic Golf Speaker</td></tr> <tr> <td>Bluetooth Version</td><td>5.3</td></tr> <tr> <td>Battery Capacity</td><td>3.7V/2600mAh</td></tr> <tr> <td>Playing Time</td><td>5-6 hours (70% volume) 6-8 hours (50% volume)</td></tr> <tr> <td>Talking Time</td><td>8-10 hours</td></tr> <tr> <td>Charging Time</td><td>3-5 hours</td></tr> <tr> <td>Charging Current</td><td>5V = 0.8A</td></tr> <tr> <td>Speaker Unit</td><td>8W x2</td></tr> <tr> <td>Product Size</td><td>199 x 80 x 47.2mm</td></tr> <tr> <td>Product Weight</td><td>501g±50</td></tr> </table> <div>08</div>	Product Name	Rumble Magnetic Golf Speaker	Bluetooth Version	5.3	Battery Capacity	3.7V/2600mAh	Playing Time	5-6 hours (70% volume) 6-8 hours (50% volume)	Talking Time	8-10 hours	Charging Time	3-5 hours	Charging Current	5V = 0.8A	Speaker Unit	8W x2	Product Size	199 x 80 x 47.2mm	Product Weight	501g±50	<div>FREQUENTLY ASKED QUESTIONS</div> <p><b>Q1: What kind of charger should we use for the speaker?</b></p> <p>A: All common USB chargers can be used, while we suggest the ones 5V/2A or above 2A.</p> <p><b>Q2: What if there is noise or discontinuous sound during playing?</b></p> <p>A: The speaker can be normally used within 10m under no obstruction environment.</p> <p>If it is beyond 10m or with obstruction, there might be noise or discontinuous sound.</p> <p><b>Q3: Why the speaker power off automatically after power on without any operation?</b></p> <p>A: When there is no Bluetooth pairing in 10 minutes, the speaker will shut down automatically to reduce power consumption.</p> <p><b>Q4: Why does the speaker fail to connect to the once-paired cellphone?</b></p> <p>A: First, remove the speaker's paired name "Vivid Golf" from the cellphone's Bluetooth list and then restart pairing.</p> <p><b>Q5: When speaker can not be turned on or used normally.</b></p> <p>A: Please charge it for some time, then long press power on button 10-30s to reset.</p> <div>09</div>	<div>FREQUENTLY ASKED QUESTIONS</div> <p><b>Notes:</b></p> <ol style="list-style-type: none"> <li>Please read this manual carefully before use and keep it properly.</li> <li>For the first use, please fully charge the product.</li> <li>Please use certificated adapter that has passed national safety certification.</li> <li>If you do not use the product for a long time, be sure to charge it once within a month at least to maintain its performance.</li> <li>Do not use this product in an extremely cold or hot environment, such as temperature beyond the range of 5-35°C. If use it beyond the above range, the product may stop automatically to protect the internal circuit.</li> <li>When charging it in a high temperature environment, the product may automatically stop charging to protect the battery. At this time, the charging indicator usually flashes quickly to indicate that the charging environmental temperature or the product internal temperature is too high.</li> <li>Storage environment temperature: -5~35°C RH&lt;70% (recommended 25±5).</li> </ol> <p><b>Important safety instructions:</b></p> <ol style="list-style-type: none"> <li>Do not disassemble or repair this speaker personally, otherwise it may cause product damage or personal injury.</li> <li>Do not use it in dusty, humid, dry, and high-temperature environment.</li> <li>Do not place this product near a heat source, or a place with direct sunlight, a lot of dust, or mechanical vibration.</li> <li>In order to reduce the risk of fire, please do not cover this product with newspapers, tablecloths, curtains etc. during use.</li> <li>If the product has a waterproof feature, please do not exceed the nominal parameter range when using it.</li> <li>When the product is damaged (such as the power cord or plug is damaged, liquid enters or objects fall into the device, unable to operate normally or falls), it must be repaired.</li> <li>When the product is fully charged, do not connect it to the charger for further long time charging.</li> <li>The maximum ambient temperature should not exceed 40°C.</li> </ol> <p><small>*This speaker supports mobile phones/ tablets/ PCs etc. Here this User Manual is illustrated base on mobile phones.</small></p> <div>10</div>	 <p><b>FCC ID: 2BHFP-RUMBLE</b></p> <p><b>This device complies with part 15 of the FCC Rules.</b></p> <p><b>Operation is subject to the following two conditions:</b> This device may not cause harmful interference, and this device must accept any interference received, including interference that may cause undesired operation.</p> <p><b>Note:</b> This equipment has been tested and found to comply with the limits for a Class B digital device, pursuant to part 15 of the FCC</p> <p><b>Rules:</b> These limits are designed to provide Reasonable protection against harmful interference in a residential installation. This equipment generates uses and can radiate radio frequency energy and, if not installed and used in accordance with the instructions, may cause harmful interference to radio communications. However, there is no guarantee that interference will not occur in a particular installation. If this equipment does cause harmful interference to radio or television reception, which can be determined by turning the equipment off and on, the user is encouraged to try to correct the interference by one or more of the following measures: (1) Reorient or relocate the receiving antenna. (2) Increase the separation between the equipment and receiver. (3) Connect the equipment into an outlet on a circuit different from that to which the receiver is connected. (4) Consult the dealer or an experienced radio/TV technician for help.</p> <p><b>Warning:</b> Changes or modifications made to this device not expressly approved by VIVID GOLF may void the FCC authorization to operate this device. Note: The manufacturer is not responsible for any radio or TV interference caused by unauthorized modifications to this equipment. Such modifications could void the user's authority to operate the equipment.</p> <p><b>RF Exposure Statement:</b> This device complies with FCC RF radiation exposure limits set forth for an uncontrolled environment. The device is installed and operated without restriction.</p>  <p>MADE IN CHINA</p>
Status indicator	Power on / TWS (blue indicator)																													
	Low battery (red indicator flash)																													
	Charging (red indicator normally on)																													
	Fully charged (red indicator off)																													
Product Name	Rumble Magnetic Golf Speaker																													
Bluetooth Version	5.3																													
Battery Capacity	3.7V/2600mAh																													
Playing Time	5-6 hours (70% volume) 6-8 hours (50% volume)																													
Talking Time	8-10 hours																													
Charging Time	3-5 hours																													
Charging Current	5V = 0.8A																													
Speaker Unit	8W x2																													
Product Size	199 x 80 x 47.2mm																													
Product Weight	501g±50																													