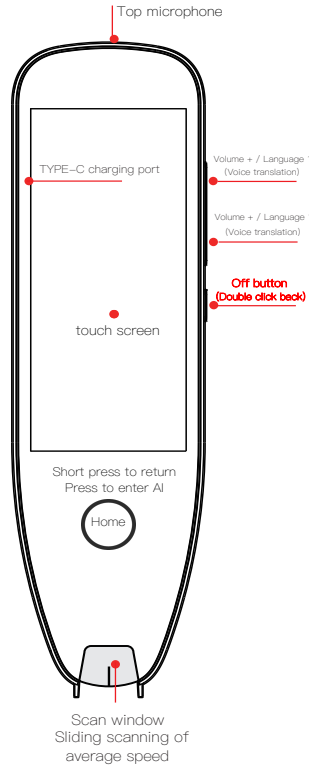


Sweep the pen. Dictionary pen



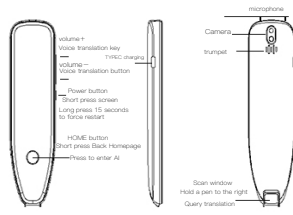
user's manual

Introduction

Dictionary pen is a scan dictionary, voice translation, English, language, mathematics, teacher classroom, synchronous learning, scanning translation, speaking evaluation, digital recording, AI voice, bonssbook, Himalaya, setting and other functions in a study product.

(Different models, module content is different, specific to purchase models)Content Based on dictionary and textbook data, intelligent hardware products for fusion scanning, OCR character identification, text translation, voice playback and other technologies. Products support offline and online mode, just gently sweep the word, you can easily implement textbook pronunciation; English words, Chinese Chinese characters, test, translation, pronunciation.

Product appearance map



Packing List

name	quantity
Dictionary pen	One
Data cable	One
manual	One

Product parameters

product name	Scan translation word
Product number	Scanning translation pen
power input	5V 1A
External speaker	1W
Built-in lithium battery	4.2V1200mAh
Data transfer interface	TYPEC charging interface
Scanned font size	Sixth to No. 2 and other fonts
Recognizable language	Chinese, Traditional Chinese, Cantonese, English, German, Spanish, French, Italian, Japanese, Korean, Portuguese, Russian
Operating temperature	0 ~ 40 degrees Celsius

The company will continue to introduce updated version, WiFi online update the latest system, this manual and product function, the specifications may be slightly different, and the update has not been notified in time, please forgive me.

Scan consideration

Hold the pen body, the scan window across the front end of the vernometry, the font is positive for the center line of the scan window; gently press the scanning pen, the pen is pasted on the paper; the scanning light is turned on, along the horizontal level Uniformly move the pen.

- ① Scan angle correct example
- The pen is properly tilted
✓ End face parallel to paper
- ② Scan angle error example
- ✗ Vertical
End face with paper formation angle
- ✗ The pen is too tilted
End face with paper formation angle

Open / shutdown

Booting method: Press the 3 seconds of the power button when shutdown.

Shutdown method: 1. Press the power button for 3 seconds, the power button is turned off, and click the shutdown button to shut down; 2. Click to set the instructions and shutdown button shutdown. The product is not used by default for 30 minutes, and the system will automatically shut down to save power.

Screen operation method

This machine uses a touch color display, which can be slidable by touch screen and click the function operation. 1. Use your finger on the screen to slide on the screen, you can switch the screen, the specific operation must be determined according to the actual content; 2. Click the function icon to enter the function interface.

The main function :

Scanning translation



This module can scan, English words and sentences to help students learn quickly. Automatic default Chinese translation, English translation, this feature is not limited to the textbook version, no limited grade,

You can freely grave the content you want to learn, and display in real time, English, you can click on the single word of the original text.

Sample example:Please tell me which bus to take to the zoo?

Note: The translation results are for reference only and are not based on academic research.

Voice translation

Click on the voice translation icon to enter this module, you need to use it in the WiFi network. Mutual translations can be implemented in Chinese and English. Can be used with volume keys

For example, English translation in Chinese (long press volume - speaking): What's the weather like today? The translation is displayed on the right

Take a photo

Take a photo translation: Inside the 11 national languages, the photo translation is more intuitive for students to understand the language, words, sentences, sentences, sentences, and do not have language restrictions.

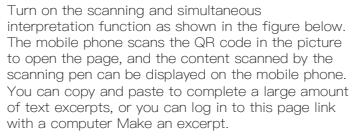
dictionary

This module includes a Chinese-English dictionary, an English-Chinese dictionary, an English-Japanese dictionary, a Chinese dictionary, an idiom dictionary, and Tang poetry. Students can choose their own text, English statement, Chinese characters and other related texts to query. More than 20,000 words, integration, integration, interpretation, learners can provide sound rhyme, meaning, and so on.

Text extracted

Text Excerpts: Students can scan some books of some books or paragraphs, such as English, French, Finnish, German, Greek, and other 21 countries such as books. You can also synchronize the text to your mobile phone, computer and other devices, easy to view in real time.

Open and enter "text excerpt" to show whether the scanning simultaneous interpretation function is turned on, select "Yes" as shown on the right



Intelligent recording

Intelligent recording: With recording and playing recording, learners can use their own reading sounds and play, to help them correct reading pronunciation, speed; can also record teachers' classroom explanations to prepare less.

Glossary

Favorites: This module content includes: scanning translation, Chinese-English dictionary, English-Chinese dictionary, English-Japanese dictionary, Chinese dictionary, idiom dictionary, hassual library, voice translation, etc. are used for collection students often forget writing words and sentences or Video information, etc. Subsequent reviews can be opened directly to use.

Word library

This module includes primary vocabulary, junior high school vocabulary, high school vocabulary, four vocabulary, six-level vocabulary, test, IELTS, TOEFL flash, SAT vocabulary, GRE vocabulary and other numerous English words. It includes British voice broadcast and American voice broadcast, including collection and voice evaluation. Let the students learn more effectively and memorize words.

Oral evaluation

The user can follow the text that is scanned to see if your pronunciation is fluent, complete, accurate, and the total score. Combined with the evaluation situation, improve the lack of spoken language.

WiFi

After opening the WiFi switch button, you can set the WiFi network you want to link.

Bluetooth

After opening the Bluetooth switch button, you can set the Bluetooth device you want to link to achieve each expansion.

Volume adjustment

Click "-" to reduce the volume in the volume adjustment option, click "+" to increase the volume.

bright adjustment

Click "-" to reduce the screen display brightness in the brightness adjustment option, click "+" to increase the screen to display brightness.

Multi-line scan

After opening multi-line scan, continue to scan within 2 seconds after the pen will be combined, and the scan results will be combined.

System settings

It can be set to stop operation, and shut down time.

Shut down

Click the Shutdown option to close the word clever's power, start using it as follows.

System Upgrade

You can manually detect the new version by clicking [Settings - System Upgrade - Detection Update] when you are using system updates.

This machine

Displays the basic information of this unit. Such as models, versions, etc.

Product statement

- Please read the contents of this manual carefully to ensure that you can use this product correctly and safely.
- Please use the accessories in the package, if you do not use it in the correct way, or use the accessories that are not compatible with this product, you may have an unpleasant damage to this product, and the warranty is automatically invalid, and even endangered you and your family. Safety. In this regard, the company does not assume any responsibility.
- Part of this product must be used normally in the case of good network state. Any losses arising from the Internet failure or any other force majeure causes, the company does not assume any responsibility.
- The product and accessories cannot be disassembled, so the result is not responsible.
- The company has the right to make a modification of product content in the iteration of the product, this manual is only used.

Precautions

Before using this product, please read and comply with the following description and warning. For incorrect use or not comply with the consequences of the use of this product, the company is not responsible.

Charging and battery precautions:

- Before charging, make sure the charging interface is clean and polluted.
- When connecting the charging cable to the charging touch, you should ensure that the charging cable is connected correctly. Do not force the charging line.
- This product is not equipped with power adapters. If consumers are powered by power adapters, they should purchase a power adapter that obtains CCC certification and meets standard requirements.
- If the battery is too high, discolored, deformed, drum, drums, leakage, etc., please stop the use to avoid security issues.

- When charging, the battery temperature will rise, do not put this product with flammable materials to avoid fire.
- Disassembly, extrusion, heating, or combustion of the built-in battery of this product, or use sharp objects, screwdrivers, etc., and the battery, the above operation may cause the battery to get fire or combustion.
- In order to reduce the risk of electric shock, please charge this product under the guidance of parents or other guardians.

Maintenance and maintenance precautions:

- If you can disassemble this product and your accessories, please apply for a sale when this product or fitting fails.
- If you encounter an opaque use, please press the power button until the product is turned off, so that a general fault can be resolved.
- The cleaning of this product should be maintained, and when the crust is stained with sweat, dust and other stains, please wipe the dry soft cloth.
- Before cleaning this product, please turn this product first.

Waterproof performance statement:

This product does not have waterproof design, please do not use in splash or other environments that can lead to water in water.

WARRANTY:

- This three-package terms apply to consumers who purchase this product from the company or its recognized dealers.
- Return, transformers and free maintenance services, should be handled with effective product invoices and effective three-package voucher.
- The above three-package clause has conflicts with relevant national laws and regulations, and the three-pack provisions released in the country are subject to the three guarantees. Please try to sweep the following below.

Appendix Test Scanning Word:

How's the weather today?

How's the weather today?

Where did you buy this dress?

The weather is really good today.

Did you wear a mask today?

I have an idea.

Today we go to watch movies.

You are very beautiful today!

It's a nice day today.

Are you wearing a mask today?

I have an idea.

Today we go to the cinema together.

Certificate

Qualified production stamp _____

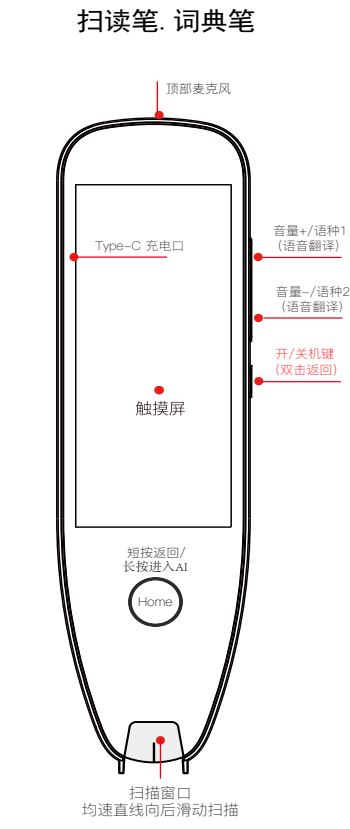
Inspector's stamp _____

This product has been inspected to meet the technical standards, and the product is qualified.

This product provides customers with warranty service within 12 months from the date of purchase

Guarantee conditions: When you need warranty service, please show this warranty card. The company provides product users with a warranty period of 12 months from the date of purchase.

Warranty:
1. Product quality problems occur under normal use. 2. If the product is damaged due to operating errors, it will not be covered by the warranty.
3. After disassembling the machine by yourself, no warranty is provided.
For products not covered by the warranty, our company can provide maintenance services, and the maintenance costs shall be borne by the customer.



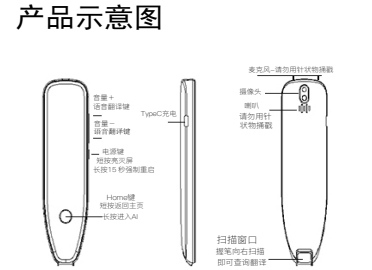
使用说明书

简介说明

词典笔是一款集扫描词典、语音翻译、英语、语文、数学、名师课堂、同步学习、扫描翻译、口语评测、数码录音、AI语音、生词本、喜马拉雅、设置等功能于一身的学习产品。

(不同型号，模块内容有所不同，具体以购买型号为准)

内容基于词典和课本资料，融合扫描、OCR 字符识别、文本翻译、语音播放等技术的智能硬件产品。产品支持离线和在线模式，只需对字词轻轻一扫，即可便捷实现课本读音；英文单词、中文汉字的查询释义、翻译、发音。



装箱清单

名称	数量
词典笔	一支
数据线	一根
说明书	一份

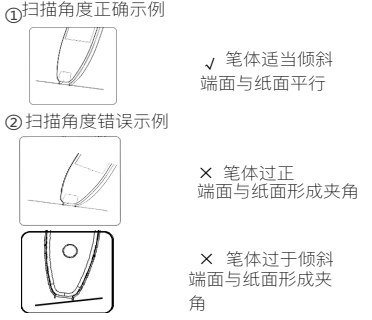
产品参数

产品名称	扫描翻译词典笔
产品型号	翻译词典笔
电源输入	5V=1A
外放喇叭	1W
内置锂电池	3.7V1000mAh TypeC
数据传输接口	充电接口
可扫描字体大小	六号到二号等多种字号
可识别语言	中文、英文
可识别字体	宋体、仿宋、楷体、黑体、魏碑等二十多种字体
使用温度	0~40 摄氏度

本公司将不断推出最新版，WiFi在线更新最新系统，本说明书与产品之功能、规格设计可能略有不同，更新未能及时通知之处，敬请谅解

扫描注意事项

右手握持笔体，扫描窗口横跨所查字词前端，字体正对扫描窗口中心线；轻轻按压扫描笔，笔头贴平纸面；扫描灯开启后，沿字行水平方从左向右匀速移动笔体。



开/关机

开机方法：关机状态时长按3秒电源键，进行开机。

关机方法：1.开机状态时长按电源键3秒出现关机按钮，点击关机按钮即可关机；2.点击设置内定时关机按钮关机。

产品默认30分钟未使用，系统会自动关机以节省电量。

屏幕操作方法

本机采用触控彩色显示屏，可以通过触摸屏进行滑动界面及点选功能操作。1.用手指在屏幕上进行左右滑动，可以切换屏幕，具体操作需根据实际内容而定；2.点击功能图标即可进入功能界面。

主要功能：

扫描翻译

此模块可扫描中、英文单词和句子，帮助学生快速学习。

自动默认中译英、英译中，此功能不限教材版本，不限年级，可以自由扫读想要学习的内容，并实时显示中、英双语，可点击原文的单字进行释义。

扫读示例：我想预定一张明天去上海的机票

注：翻译结果仅供参考，不作为学术研究的依据。

语音翻译

点击语音翻译图标即可进入此模块，需在WiFi网络良好的情况下使用。可以实现中文和英语的相互翻译。可配合音量键使用

例如中文翻译英语（长按音量—说话）：今天的天气怎么样则译文显示在右边

英语

英语模块：里面包含同步扫学、字母学习、听力训练，英语语法4个功能更利于学生准确理解课本句子和词意，扩大词汇量；提供的例句又有助于学生在语境中感知词意，学会词语的运用，培养英语学习者书面语和口语的准确表达及语言技能的恰当运用，更好的提高学生的学习成绩。

语文

语文模块：包含同步扫学、拼音学习、小学古诗词、中学古诗词、包含各个年级所学习的诗词、学习者可以更直观了解诗词的原文、注释、诗人背景、译文等等。减少学习中的错别字和错误语法，还可以习得优美的词句，提高孩子的阅读水平和写作水平，也有利于孩子普通话水平的提升，更重要的是，还能培养孩子独立的学习精神，养成学习的好习惯。

数学

数学模块：包含算数口诀、式与方程、小学数学公式、学习者可以更直观了解数学的加、减、乘、除的运算口诀。减少算数中最基本的错误，还可以更直观的了解一些最基本运算公式和方程式，提高孩子的算数基础。

名师课堂

名师课堂：该模块包含语文、数学、英语、物理、化学、生物、政治、历史、地理、科学等10门常规教学学科。学员可以选择自己学习的年级和出版社、也可以选择自己下载所学习的内容视频资料。提高孩子的学习兴趣。

同步学习

该模块包含语文、数学、英语、物理、化学、生物、政治、历史、地理、科学等10门常规教学学科。学员可以选择自己学习的年级和出版社、也可以选择自己下载所学习的内容书籍资料。提高孩子的学习兴趣。摆脱常规书籍不可随身携带性。

学王词典

该模块包含学王英汉、学王汉英、学王汉字、汉语词典、成语词典等学习字典辅助工具。学员可以选择自己输入汉字、英语、成语等相关文字进行查询。收录了2万多个汉字，集注音、笔画数、释义于一体，学习者可以通过扫读识别汉字，提供音韵、意思的解释、例句、用法等等。

AI 语音

点击语音查询图标或长按主按钮即可进入此模块，需在WiFi网络良好的情况下使用。可以实现AI语音识别，实现简单人机交互。

生词本

该模块是用于收藏学员经常忘记一写单词和句子或者视频资料等。后续复习可直接打开进行使用观看。

口语评测

用户可对扫描出来的文本进行跟读，以查看自己的发音是否流利，完整，准确以及总分情况。结合评测情况改进不足的地方，更好的提升口语水平。

工具

此模块包含喜马拉雅，音乐，视频，录音机等功能。自己倾听一些网络资料，和自己拷贝的一些视频资料和音乐

WiFi

打开 WiFi 开关按钮后可以设置想要链接的WiFi 网络。

蓝牙

打开蓝牙开关按钮后可以设置想要链接的蓝牙设备，以实现各拓展功能。

音量调节

在音量调节选项内点击“-”减小音量，点击“+”增大音量。

亮度调节

在亮度调节选项内点击“-”降低屏幕显示亮度，点击“+”增大屏幕显示亮度。

多行扫描

开启多行扫描后，抬起笔后2秒内继续扫描，将会合并两次扫描结果。

系统设置

可设置停止操作后的息屏时间、关机时间。

关机

点击关机选项可以关闭词典笔的电源，下次使用时再开机使用。

系统升级

有可用系统更新时可以通过点击【设置—系统升级—检测更新】来手动检测新版本，当检测到有新版本且电量满足要求时，可以下载并安装。

关于本机

显示本机基本信息。如型号、版本等信息。

产品声明

1.请仔细阅读本手册内的内容，以确保您能够正确且安全的使用本产品。

2.请使用包装中自带的配件，如果您未按照正确的方式使用，或使用与本产品不兼容的配件进行连接，可能对本产品造成不可修复的伤害，则保修自动失效，甚至危及您和家人的安全。对此，本公司不承担任何责任。

3.本产品部分功能须在网络状态良好的情况下才能正常使用。因网络故障或其他任何不可抗力原因造成服务中断而产生的任何损失，本公司不承担任何责任。

4.不可私自拆开本产品及配件，因此造成的损坏，本公司不承担责任。

5.本公司有权在产品的迭代中对产品内容做出修改，本说明书仅作参考使用。

注意事项

使用本产品前，请您仔细阅读并遵守如下说明及警示，对于不正确的使用或不遵守本产品的相关说明使用造成的后果，本公司概不负责。

充电和电池使用注意事项：

- 1.充电前请确保充电接口干净，无脏污。
- 2.将充电线连接到充电触口时，应确保充电线的连接正确。请勿强行连接充电
- 3.本产品不配备电源适配器，消费者若使用电源适配器供电，则应购买配套使用获得CCC认证并满足标准要求的电源适配器。
- 4.如果电池在使用、充电或保存过程中有温度过高、变色、变形、起鼓、漏液等异常现象，请停止使用以免造成安全问题。
- 5.充电时，由于电池温度会升高，请勿将本产品与易燃物放在一起，以免引起火灾。
- 6.严禁拆卸、挤压、加热或是燃烧或使用尖锐物、螺丝刀等扎、撬本机内置电池，以上操作可能会引起电池起火或燃烧。
- 7.为减少儿童触电风险，请在家长或其他监护人的指导下为本产品充电。

维护与保养注意事项：

- 1.不可自行拆开本产品及其配件，当本产品或配件出现故障时，请申请售后。
- 2.使用中如遇异常现象，请长按电源键直到本产品关机，这样可以解决一般的故障。
- 3.应保持本产品的清洁，当笔壳沾上汗液、灰尘等污渍，请使用清洁干燥的软布擦拭。

防水性能声明：

本产品不具有防水设计，请勿在溅水或其他易导致产品进水的环境使用。

保修条款：

- 1.保修条款仅适用于公司在中国境内销售的产品。
- 2.本保修条款适用于从公司或其认可的经销商处购买的产品。
- 3.退机、换机和免费维修服务，应凭有效产品发票和有效的三包凭证办理。
- 4.以上保修条款如与国家相关法律法规有冲突，以国家发布的保修条款为准。
- 5.电池不得暴露，在诸如日照、火烤或类似过热环境中，如果电池更换不当会有爆炸危险，只能用同样类型或等效类型的电池来更换

请对着下文试着扫一扫，

附录测试扫描文字：

今天天气怎么样？你吃饭了没有？

今天天气真不错。

你今天戴口罩了吗？

我有一个想法。

今天我们一起去看电影。

You are very beautiful today！

Where did you buy this dress？

It's a nice day today.

Are you wearing a mask today？

I have an idea.

Today we go to the cinema together.

合格证	
生产合格盖章	_____
检验员盖章	_____
本产品经检验符合技术标准，产品合格。	

保修卡（用户保存）

姓名	_____	联系方式	_____
产品型号	_____	机身编码	_____
购买地点	_____		
购买日期	_____		

本产品为客户提供自购买之日起12个月内的保修服务

保障条件：需要维修服务时，请出示本保修卡，本公司向产品用户提供从产品购买之日起12个月的保质期。

保修范围：

- 1、在正常使用状态下出现产品质量问题。
- 2、如因操作失误造成对产品的损害，不在保修范围。
- 3、自行拆机后，不予保修。

不在保修范围内的产品，我司可提供维修服务，维修费用需由客户承担。