


Test Photograph


Description: Front View of Conducted Emission Test Setup (Mode 1)



Description: Side View of Conducted Emission Test Setup (Mode 1)




Description: Front View of Conducted Emission Test Setup (Mode 2,3)




Description: Side View of Conducted Emission Test Setup (Mode 2,3)




Description: Front view of Radiated Emission Test Setup (Below 1GHz) (Mode 1)




Description: Back view of Radiated Emission Test Setup (Below 1GHz) (Mode 1)




Description: Front view of Radiated Emission Test Setup (Above 1GHz) (Mode 1)




Description: Back view of Radiated Emission Test Setup (Above 1GHz) (Mode 1)




Description: Front view of Radiated Emission Test Setup (Below 1GHz) (Mode 2,3)



Description: Back view of Radiated Emission Test Setup (Below 1GHz) (Mode 2,3)



Description: Front view of Radiated Emission Test Setup (Above 1GHz) (Mode 2,3)



Description: Back view of Radiated Emission Test Setup (Above 1GHz) (Mode 2,3)

