

APPENDIX F: DUT ANTENNA DIAGRAM & SAR TEST SETUP PHOTOGRAPHS

FCC ID: 2BHDHBR00004	SAR EVALUATION REPORT	Approved by: Technical Manager
DUT Type: Portable Drone Controller		APPENDIX F: Page 1 of 5

Note: Exact antenna dimensions and separation distances are shown in the Technical Descriptions in the FCC Filing

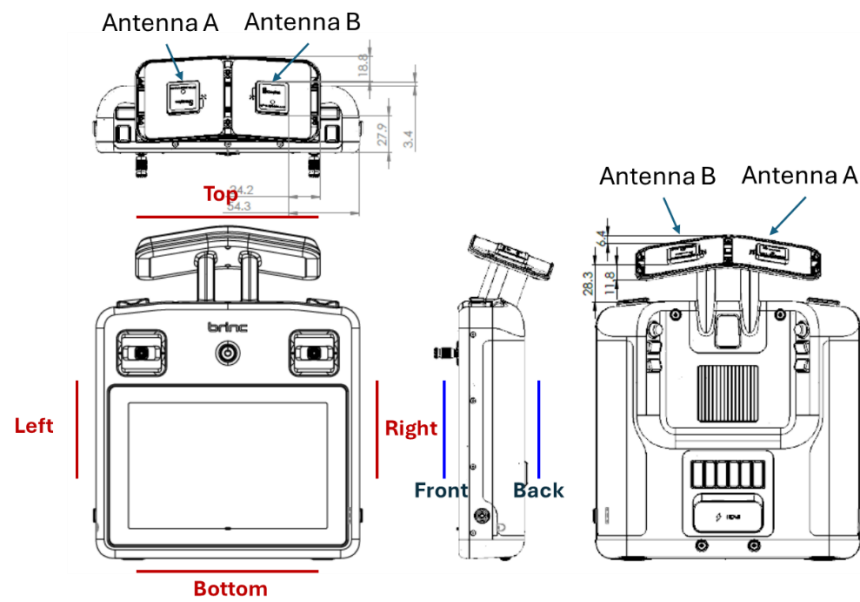



Figure F-1
DUT Antenna Locations

FCC ID: 2BHDHBR00004	SAR EVALUATION REPORT	Approved by: Technical Manager
DUT Type: Portable Drone Controller		APPENDIX F: Page 2 of 5



SAR Test Setup Photo 1 – Back Side Ant A and Ant B, 0mm



SAR Test Setup Photo 2 – Front Side Ant A and Ant B, at 0mm

FCC ID: 2BHDHBR00004	SAR EVALUATION REPORT	Approved by: Technical Manager
DUT Type: Portable Drone Controller		APPENDIX F: Page 3 of 5



SAR Test Setup Photo 3 – Top Edge Ant A at 0mm




SAR Test Setup Photo 4 – Top Edge Ant B at 0mm

FCC ID: 2BHDHBR00004	SAR EVALUATION REPORT	Approved by: Technical Manager
DUT Type: Portable Drone Controller		APPENDIX F: Page 4 of 5



SAR Test Setup Photo 5 – Right Edge at 0mm



SAR Test Setup Photo 6 – Left Edge at 0mm

FCC ID: 2BHDHBR00004	SAR EVALUATION REPORT	Approved by: Technical Manager
DUT Type: Portable Drone Controller		APPENDIX F: Page 5 of 5