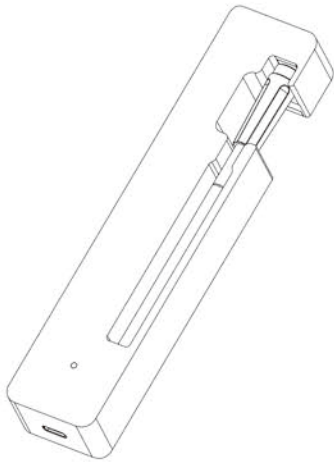


WIRELESS MEAT THERMOMETER

Thank you for choosing our Wireless Smart Meat Thermometer



USER MANUAL

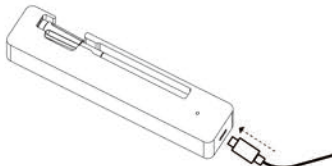
Model: X5

Please read this manual carefully before using and keep it properly for future reference (Please follow the important safety information (at the back of this page/ in the AIBBQ life APP) to get the better user experience. For more information, please check "Settings-Help/-Support" on the APP)

OPERATING INSTRUCTION

Step 1.

After receiving the product to charge the product first, in the charging process, red LED will flash, charged will become long bright.



Step 2.

Scan the QR code on the back of the manual (or search for AIBBQ life in the app store) (iOS/Android).



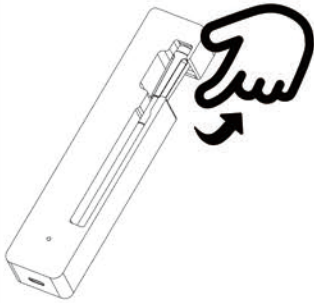
Step 3.

Launch the app



Step 4.

When the product gap is taken out upward, the temperature probe is automatically activated and connected to the charging box repeater



Step 5.

Click "+" in the APP, search for AIBBQ life and click Bind to connect to the charging box repeater



Step 6.

Start making the meat dishes you want.



PROBE INSERTION

ALWAYS INSERT INTO MEAT PAST THE SAFETY NOTCH TO AVOID DAMAGE



Click to enter the cooking interface, select the food to be cooked, set the target temperature and the preset temperature. Click on the settings in the upper right corner of the APP interface to select functions such as Fahrenheit/Celsius, language, sound, etc Click to start cooking. When the selected food reaches the target temperature, the APP will issue an alert or vibration to remind you that the food is ready.

PRODUCT FEATURES

Internal Temperature Probe

Accurate measures internal temperatures from 32°F to 212°F  
+/-1.8°F Accuracy  
Fast respond in 2 seconds

Premium Food Grade304 Stainless Steel

Water resistant design,dustproof and easy to clean

Safety Notch

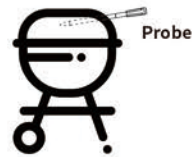
Always insert into meat past the safety notch to avoid damage

Heat-resistant Plastic Handle

Maximum temperatureresistance 608°F

Please Place th Booster Close to the Probe

CAUTION



Booster



Long range 500ft



CAUTION

Probe: Charging for 10-15 minutes can be used for 36-48 hours.

IMPORTANT SAFETY INFORMATION

NOTE:Use this device only for its intended purpose

Warning

- 1.Do not have direct skin contact with the probe during or after cooking to avoid burns
2. Close supervision is necessary if this is to be used near children. To prevent them from using this product as a toy.
- 3.Do not immerse the charging base in water or other liquid. The probe is designed to be water resistant, not waterproof, it should not be submerged in water for a long time to avoid product damage.
- 4.The use of accessories not recommended by the device manufacturer may cause danger or injury.
- 5.Do not place this product in a microwave oven, pressure cooker, or deep frying pan to avoid danger.



Probe

Make sure that any part of the probe does not come into contact with any open flames to avoid damage



FCC WARNING

This device complies with Part 15 of the FCC Rules. Operation is subject to the following two conditions: (1) this device may not cause harmful interference, and (2) this device must accept any interference received, including interference that may cause undesired operation.

CE

The information of the certificate can be checked through [www.unitek-lab.com](http://www.unitek-lab.com).The CE mark which is shown on the certificate can only be used under the conditions that theproducts complete with all of the relevant Directives of EC Declaration of Conformity.



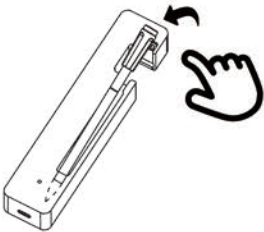
CARE AND MAINTENANCE

CARE

1. Clean before/after use.
2. When the probe is completely dry and clean, return it to the charging box/repeater.
3. When the probe is returned correctly, the LED indicator flashes blue three times to indicate that the probe is in place.
4. When the pin is not in use, store the device in a cool, dry place.



When cleaning, pay special attention to the stainless steel head to be clean and dry before entering the storage box



WARRANTY

Operation must comply with the following two conditions:

- (1) This device must not cause harmful interference.
- (2) This device must accept any interference received, including interference that may cause undesired operation.

Changes or modifications to this unit notexpressly approved by the party responsible forcompliance could void the users' authority to operate theequipment. This warranty is VOID if: a) the Product Safety instructions for proper usage of the Products are not followed; b) accidental damage occurred caused by the user or cooking apparatus; c) the prober was used commercially; or d) if prober has been tampered with.

1. This device has a 12-month after-sales warranty. We will provide free service for any functional failure confirmed by the service center.

2. If you have any questions, please feel free to email us and we will be happy to serve you.

This device complies with part 15 of the FCC Rules. Operation is subject to the following two conditions: (1)this device may not cause harmful interference, and (2) this device must accept any interference received, including interference that may cause undesired operation. Any changes or modifications not expressly approved by the party responsible for compliance could void the user's authority to operate the equipment.  
NOTE: This equipment has been tested and found to comply with the limits for a Class B digital device, pursuant to Part 15 of the FCC Rules. These limits are designed to provide reasonable protection against harmful interference in a residential installation. This equipment generates, uses and can radiate radio frequency energy and, if not installed and used in accordance with the instructions, may cause harmful interference to radio communications. However, there is no guarantee that interference will not occur in a particular installation. If this equipment does cause harmful interference to radio or television reception, which can be determined by turning the equipment off and on, the user is encouraged to try to correct the interference by one or more of the following measures:  
-- Reorient or relocate the receiving antenna.  
-- Increase the separation between the equipment and receiver.  
-- Connect the equipment into an outlet on a circuit different from that to which the receiver is connected.  
-- Consult the dealer or an experienced radio/TV technician for help.  
The device has been evaluated to meet general RF exposure requirement. The device can be used in portable exposure condition without restriction



The APP does not have cloud server and will not automatically collect customer private information