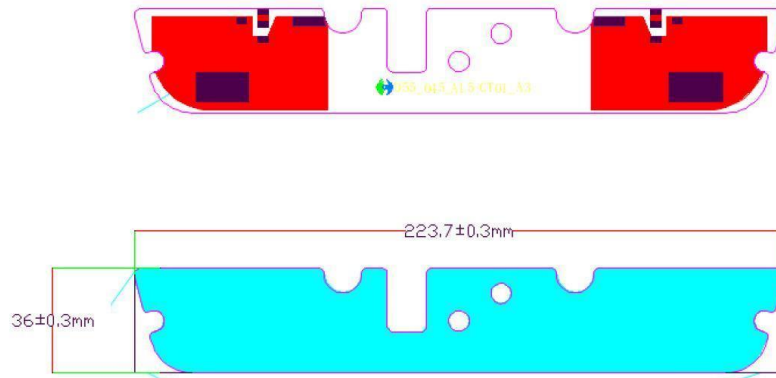

Antenna spec

Antenna Description:

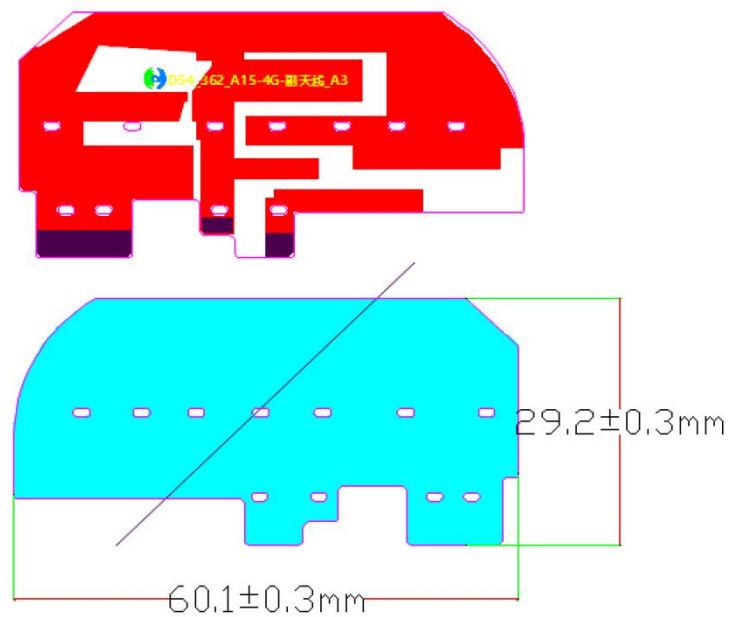
Model	FM-S1093-MT11-A02-V3-4G
Antenna type	FPC antenna
Manufacturer	ShenZhen FeiMin Technology CO.,LTD
Address	Room 206, Songyuan Building, Gushu Subway Exit A, Xixiang Town, Baoan District, Shenzhen, Guangdong

Antenna Photo (mm):

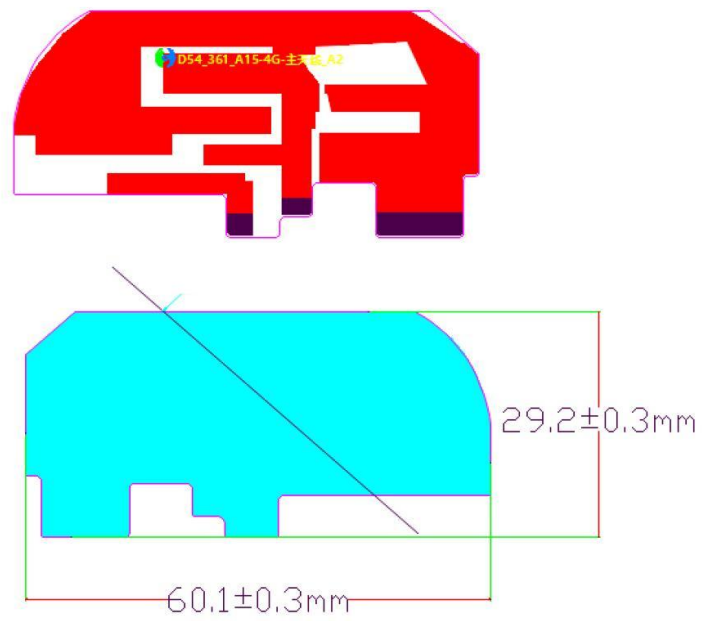
Part 1



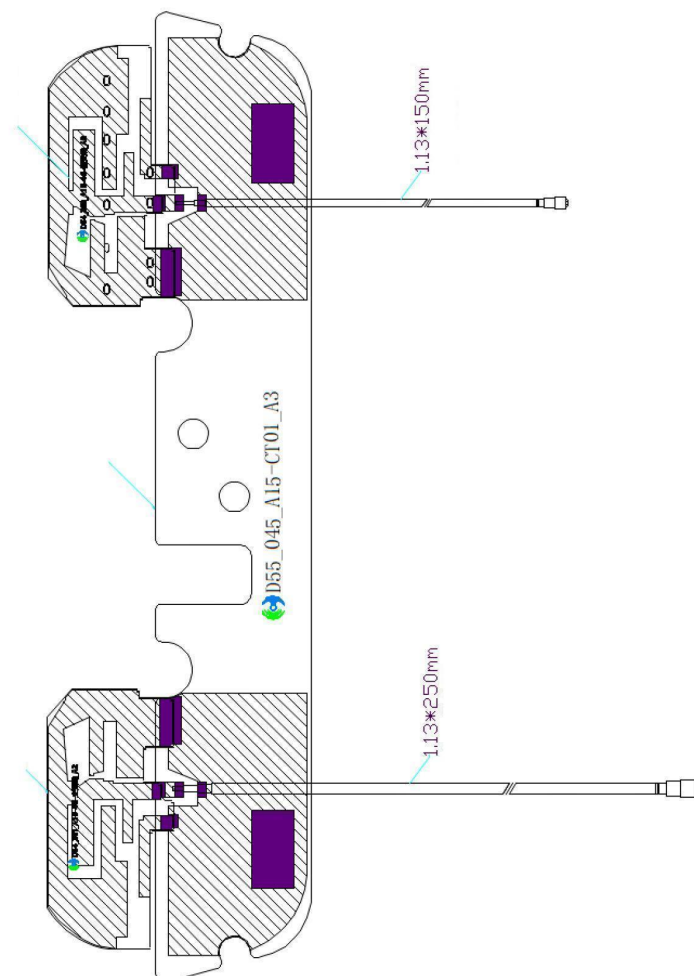
Part 2



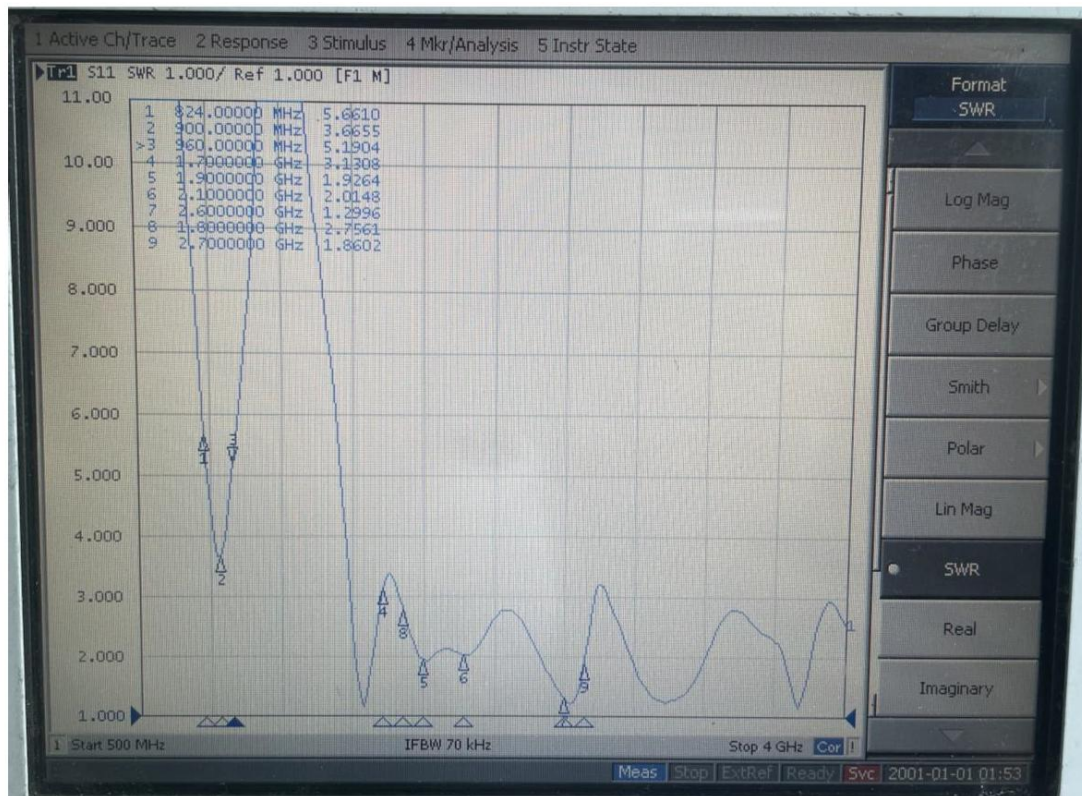
Part 3



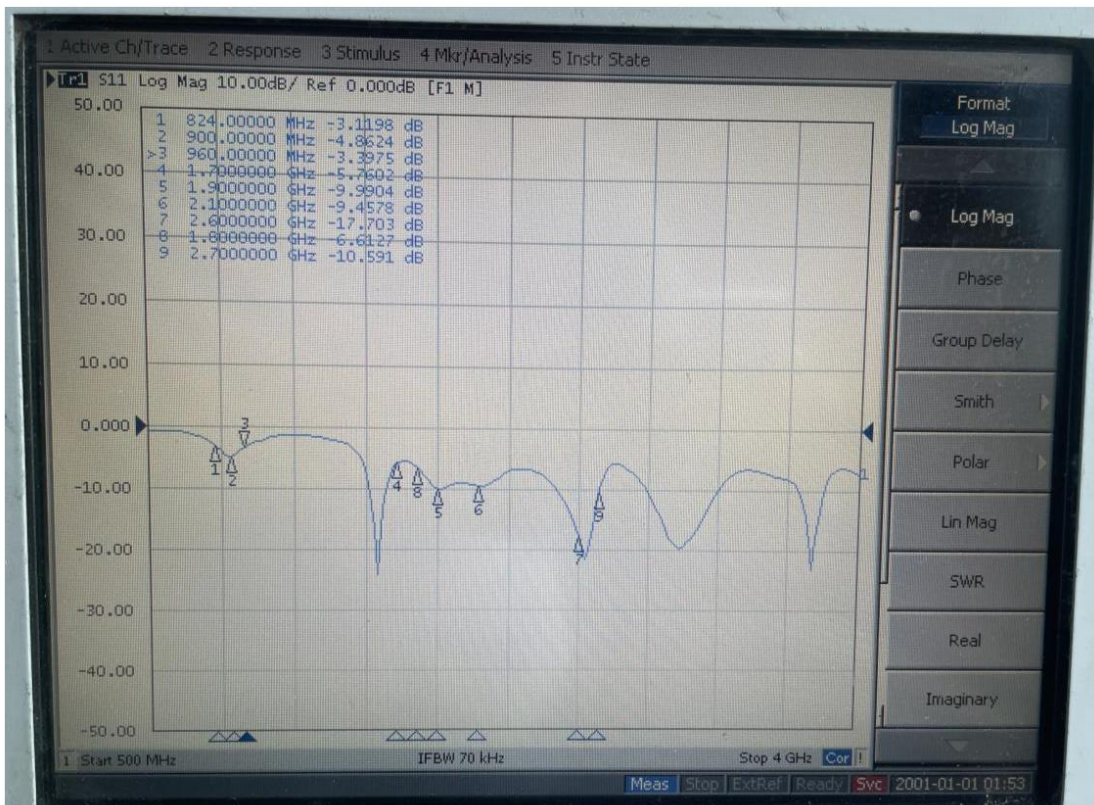
Schematic diagram of finished antenna



Antenna VSWR



Antenna Return loss

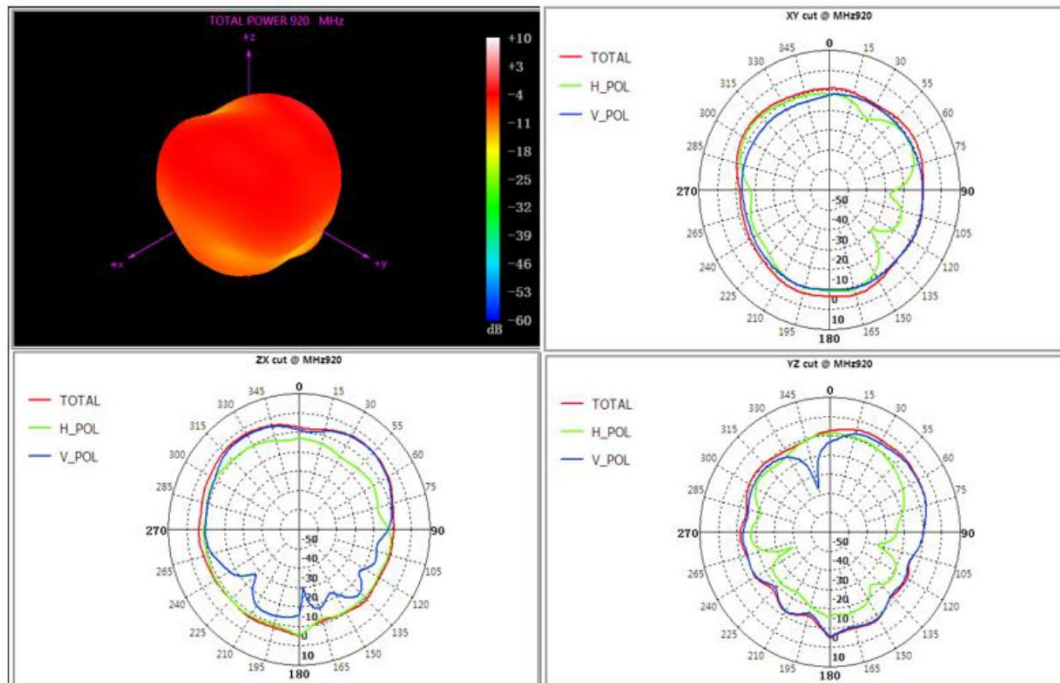


Antenna efficiency and gain

Frequency (MHz)	Efficiency (%)	Gain (dBi)	Frequency (MHz)	Efficiency (%)	Gain (dB)
780 MHz	15.18	-8.03	2100 MHz	36.5	-0.26
800 MHz	18.1	-6.25	2120 MHz	22.51	0.87
820 MHz	20.76	-4.78	2140 MHz	30.24	1.54
840 MHz	22.77	-3.51	2160 MHz	28.45	1.01
860 MHz	22.83	-2.51	2180 MHz	23.91	0.46
880 MHz	24.43	-2.32	2200 MHz	22.76	0.17
900 MHz	23.42	-2.49	2220 MHz	21.28	-0.52
920 MHz	22.25	-2.27	2240 MHz	23.34	-0.73
940 MHz	19.74	-1.88	2260 MHz	27.43	-0.24
960 MHz	19.66	-3.72	2280 MHz	28.7	-0.11
1700 MHz	44.94	3.19	2300 MHz	31.37	0.55
1720 MHz	55.59	3.75	2320 MHz	34.46	1.29
1740 MHz	46.19	3	2340 MHz	35.13	1.55
1760 MHz	36.74	2.08	2360 MHz	33.85	1.29
1780 MHz	35.41	1.19	2380 MHz	30	0.73
1800 MHz	43.57	2.41	2400 MHz	30.13	0.96
1820 MHz	47	2.84	2420 MHz	32.95	1.43
1840 MHz	44.69	2.72	2440 MHz	34.6	1.41
1860 MHz	35.05	1.4	2460 MHz	37.44	1.79
1880 MHz	27.78	0.88	2480 MHz	40.79	2.64
1900 MHz	31.21	0.95	2500 MHz	43.22	3.13
1920 MHz	36.68	1.54	2520 MHz	41.39	2.95
1940 MHz	34.86	1.25	2540 MHz	40.21	2.78
1960 MHz	37.59	0.69	2560 MHz	38.79	2.29
1980 MHz	30.27	0.47	2580 MHz	34.24	1.48
2000 MHz	32.26	1.15	2600 MHz	37.51	1.15
2020 MHz	41.8	2.32	2620 MHz	32.16	0.74
2040 MHz	33.06	2.14	2640 MHz	39.66	0.44
2060 MHz	28.06	1.38	2660 MHz	39.39	0.17
2080 MHz	39.73	0.32	2680 MHz	39.25	-0.21

Antenna Radiation Pattern

920MHZ



2160MHZ

