Package Content

MINI PC*1

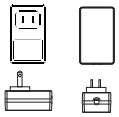

Power Adapter * 1

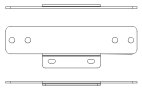

VESA Mounting* 1

MINI PC

User Manual* 1

* this parameters are for reference only. If there is any change, please refer to the real device!

MINI PC

Product information

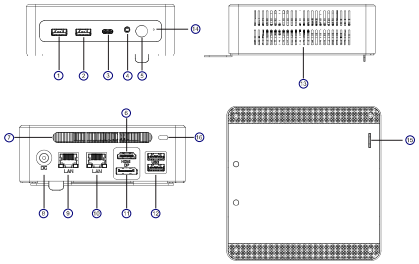

1.USB3.0
2.USB3.0
3.Type-c
4.earphone
5.Power button
6.HDMI
7.Fan heat dissipation port
8.DC
9.LAN
10.LAN
11.DP
12.USB2.0*2
13.Air inlet
14.Reset key
15.Bottom shell handle pad
16.Kensington

Connecting

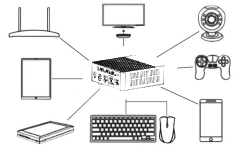

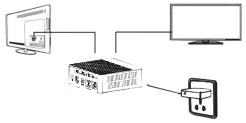

* Turn on the TV or monitor and change the video output to be HD or DP.
* Connect the PC to the HD or DP connector of the TV or monitor with a HD cable.
* Connect the power adapter the into the wall socket, and the other end into the DC port on the box.
* Then the device starts and LED light on the box is on.

FCC Warnning:

FCC Statement

This device complies with part 15 of the FCC Rules. Operation is subject to the following two conditions: (1) This device may not cause harmful interference, and (2) this device must accept any interference received, including interference that may cause undesired operation.

Note: This equipment has been tested and found to comply with the limits for a Class B digital device, pursuant to part 15 of the FCC Rules. These limits are designed to provide reasonable protection against harmful interference in a residential installation. This equipment generates, uses and can radiate radio frequency energy and, if not installed and used in accordance with the instructions, may cause harmful interference to radio communications. However, there is no guarantee that interference will not occur in a particular installation. If this equipment does cause harmful interference to radio or television reception, which can be determined by turning the equipment off and on, the user is encouraged to try to correct the interference by one or more of the following measures:
—Reorient or relocate the receiving antenna.
—Increase the separation between the equipment and receiver.
—Connect the equipment into an outlet on a circuit different from that to which the receiver is connected.
—Consult the dealer or an experienced radio/TV technician for help.

Note: The Grantee is not responsible for any changes or modifications not expressly approved by the party responsible for compliance. such modifications could void the user's authority to operate the equipment.

The device has been evaluated to meet general RF exposure requirement.
To maintain compliance with FCC's RF exposure guidelines, the distance must be at least 20 cm between the radiator and your body, and fully supported by the operating and installation configurations of the transmitter and its antenna(s).

说明书
折页尺寸：105*110mm
材质：128g铜版纸　单色双面印刷