






# User Manual

## How to use

- 1.Long press  2 seconds to turn on the item
- 2.Short press  again to switch 10 vibration modes
- 3.Long press  2 seconds to turn off the item

## How to clean the item

You can rinse it under the tap, please remember to dry it after cleaning and store it in a cool place.

## How to charge the product

The LED light will be flashing while charging.and always be on after fully charged.Full charge can be used for about 30 minutes to 1 hour.

## Product Details

Product Details	ABS,silicone
Material	10 Vibration Modes
Product Modes	Waterproof Rating IPX7
Working Noise	<50dB
Product Size	Inner diameter 1.5inch,wire diameter:0.75inch
Weight	76g

## Packing list

- 1\*Cock ring and Remote control
- 1\*USB Cable
- 1\*User Manual

## Note

- 1.Please kindly read the manual before usingthis product.
- 2.Fully charge before first use.
- 3.Please charge it with matching adapter.
- 4.Please use the charging cable inside this package.
- 5.Recommend using it with some water-basedlubricant.

**FCC Warning:**

This equipment has been tested and found to comply with the limits for a Class B digital device, pursuant to part 15 of the FCC Rules. These limits are designed to provide reasonable protection against harmful interference in a residential installation. This equipment generates, uses and can radiate radio frequency energy and, if not installed and used in accordance with the instructions, may cause harmful interference to radio communications. However, there is no guarantee that interference will not occur in a particular installation. If this equipment does cause harmful interference to radio or television reception, which can be determined by turning the equipment off and on, the user is encouraged to try to correct the interference by one or more of the following measures:

- Reorient or relocate the receiving antenna.
- Increase the separation between the equipment and receiver.
- Connect the equipment into an outlet on a circuit different from that to which the receiver is connected.
- Consult the dealer or an experienced radio/TV technician for help.

**Caution:** Any changes or modifications to this device not explicitly approved by manufacturer could void your authority to operate this equipment.

This device complies with part 15 of the FCC Rules. Operation is subject to the following two conditions:

(1) This device may not cause harmful interference, and (2) this device must accept any interference received, including interference that may cause undesired operation.

This equipment complies with FCC radiation exposure limits set forth for an uncontrolled environment. This equipment should be installed and operated with minimum distance 0cm between the radiator and your body.