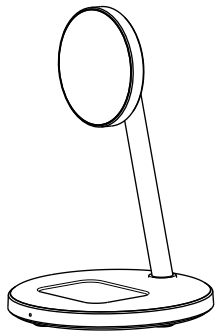


# 磁吸2合1无线充

## 用户手册

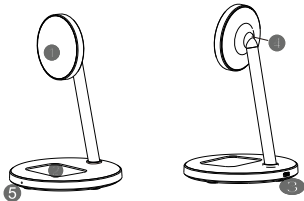


注意：1、为确保充电安全正常，您必须使用9V2A以上的适配器和快充线（如用其他适配器或充电线，本充电器可能无法给您手机快充，甚至导致充电器损坏）；  
2、请将手机更新到最新系统，确保充电良好。

## 产品简介

本磁吸无线充电支架是一款精巧的充电支架，仅由一条线供电就为设备进行充电。手机位置内置磁吸，带有磁环的手机放上去即可，设备即可无线充电，耳机无线充为3W输出。让桌面整洁，生活更方便。此产品设计非常节省空间，带有LED指示灯，充电状态一目了然。

## 功能说明



- 1 手机充电区
- 2 耳机充电区
- 3 Type-c输入口
- 4 转向头
- 5 指示灯

## 使用步骤

- 1、请将本无线充通过Type-c快充线连接至9V/2A以上的适配器并接通电源，LED指示灯亮，进入待机状态；
- 2、将手机放上去即可，LED指示灯转入绿灯，手机进入充电中；
- 3、将耳机放在耳机充电区，耳机指示灯亮，进入充电中。

## LED灯状态

指示灯状态	
待机	蓝灯常亮
手机充电	绿灯常亮
异物报警	蓝绿快闪
充电满	蓝灯常亮

## 产品参数

参数	
产品名称	磁吸2合1无线充
产品输入	5V/3A,9V/2A
手机输出	5W/7.5W/10W/15W
充电距离	≤6mm
产品材质	ABS+不锈钢
产品尺寸	150*100*100mm

## 适用的设备

兼容性与所有支持 Qi 的设备兼容 这款无线充电器设计为提供15W 输出，具体取决于您的设备型号。适用于Airpods Pro/3/2（仅限无线版）/及更多TWS更多TWS蓝牙耳机，带无线充电盒。适用于iPhone15/15plus/15Pro/15Pro Max/iPhone 14/14plus/14Pro/14Pro Max/13/13 Pro/13 Pro Max/13 Mini/12/12 Pro/12 Pro Max/12Mini。适用于其他 Qi 启用的设备（非磁吸无线充手机需配磁环）。

## 配件清单

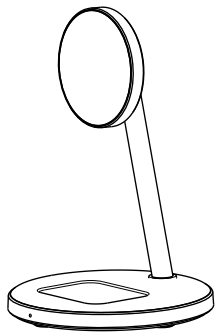
无线充 X1  
TYPE-C数据线 X1  
使用手册 X1

## 注意事项

- 1、请保持充电器远离水或其他液体；
- 2、如果您需要清洁充电器，请确保它没有连接电源；
- 3、使用环境温度保持20-30℃

# Magnetic 2-in-1 wireless charger

## User manual



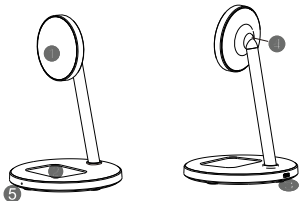
Note: 1. To ensure safe and normal charging, you must use a 9V2A or higher adapter and fast charging cable! If using other adapters or charging cables, this charger may not be able to quickly charge your phone. Even causing damage to the charger;  
2. Please update your phone to the latest system to ensure good charging.

## Product Introduction

This magnetic wireless charging stand is an exquisite charging stand that is powered by only one line. The device is charged. There is a built-in magnetic suction in the position of the mobile phone. Just put the mobile phone with the magnetic ring on it and the device! It can be charged wirelessly, and the headset wireless charging has a 3W output. Keep your desktop tidy and make your life more convenient.

This product is designed to save space and has an LED indicator light to show the charging status at a glance.

## Function Description



- 1 Mobile phone charging area
- 2 Headphone charging area
- 3 Type-c input port
- 4 turn head
- 5 indicator light

## Use Steps

1. Please connect this wireless charger to a power supply of 9V/2A or above through a Type-c fast charging cable. Connect the adapter and turn on the power, the LED indicator light will turn blue and enter standby mode;
2. Put the phone on it, the LED indicator light turns green, and the phone is charging;
3. Place the earphones in the earphone charging area. The earphone indicator light will light up and the earphones are charging.

## LED Status

Indicator status	
Standby	Blue light always on
Mobile charge	Green light is always on
FOD alarm	Blue and green flash
Fully charged	Blue light always on

## Product Parameters

Parameter	
Product Name	Magnetic 2-in-1 wireless charger
Product Input	5V/3A,9V/2A
Mobile Output	5W/7.5W/10W/15W
Charging distance	≤6mm
Product Material	ABS+Stainless steel
Product Size	150*100*100mm

## Compatible Model

Compatibility Compatible with all Qi-enabled devices This wireless charger is designed to provide 15W output, depending on your device model. Suitable for Airpods Pro/3/2 (wireless version only)/and more TWS More TWS Bluetooth headsets with wireless charging box. Suitable for iPhone15/15plus/15Pro/15Pro Max/iPhone 14/14plus/14Pro/14Pro Max/13/13 Pro/13 Pro Max/13 Mini/12/12 Pro/12 Pro Max/12Mini. Applicable to other Qi-enabled devices (non-magnetic wireless charging phones require a magnetic ring).

## What's in the box

Wireless charging X1  
TYPE-C data cable X1  
User Manual X1

## Matters Needing Attention

1. Please keep the charger away from water or other liquids;
2. If you need to clean the charger, please make sure it is not connected to the power supply;
3. Keep the ambient temperature at 10-30 ℃