

# Quick Start Guide

## Smart Outdoor Plug-In Dimmer

### Get Started

#### 1. Download Tapo App

Get the **Tapo** app from the App Store or Google Play, and log in.



#### 2. Power Up & Set Up

Power up your plug and open the Tapo app. Tap the ⊕ button and follow the app instructions to complete setup.



#### ⚠ For Device Safety

- Traditional/dimmable lights only.
- Do not connect an adapter or controller to the plug.

### Power Button

- **Press once:** Turn on/off lights. You can change the button control via the Tapo app.
- **Press twice:** Adjust the brightness, cycling through 0%, 1%, 25%, 50%, 75%, and 100%. You can change the button control via the Tapo app.
- **Press & hold for 5s:** Reset Wi-Fi while preserving other existing settings.
- **Press & hold for 10s:** Reset to factory default settings.

### LED Status

Blinking Green and Orange	Ready for setup
Blinking Green	Setting up; Updating the firmware
Solid Orange	Setup complete but disconnected from the cloud
Blinking Red Slowly	Disconnected from Wi-Fi
Solid Green	Setup complete and connected to the cloud

### How to use your plug with third-party smart home apps

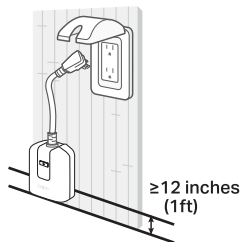
#### • Via Tapo

Go to **Me > Third-Party Services** to link Tapo to third-party services.

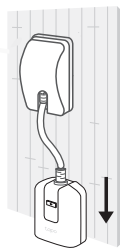
#### • Via Matter

Use any smart home app that supports Matter to integrate the plug. You can use the Matter setup code for setup.

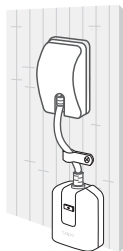
## Tips for Waterproofing Your Plug



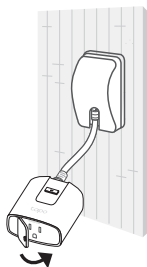
Keep the plug at least 12 inches (1ft) from the ground.



Keep the plug face down. Otherwise, water may get into the plug.



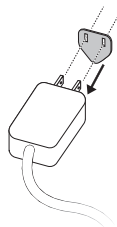
Secure the plug with the provided clamp and screw.



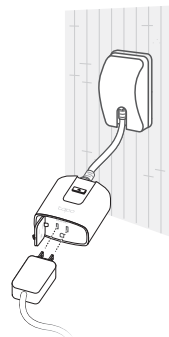
Keep the plug covered with the weatherproof cover when not in use.

To enhance the waterproof performance, you can use waterproof gaskets.

1



2



Fit the waterproof gasket to the light's plug.

Insert the plug with the gasket into the outlet.

Note: Ensure you select a suitable gasket that fits your plug type.



3-Pin Plug



2-Pin Non-polarized Plug



2-Pin Polarized Plug

?

### Need some help?

Visit <https://www.tapo.com/support/> for technical support, the user guide, FAQs, warranty & more

