Conducted Output Power

Test Result

Mode	Channel	Peak Output Power (dBm)	Peak Output Power (mW)	Max. Avg. Power (dBm)	Limit (dBm)	Result
BLE 1M	0	-3.679	0.43	None	≤30	PASS
	19	-0.750	0.84	None	≤30	PASS
	39	-0.069	0.98	None	≤30	PASS

Test Graphs

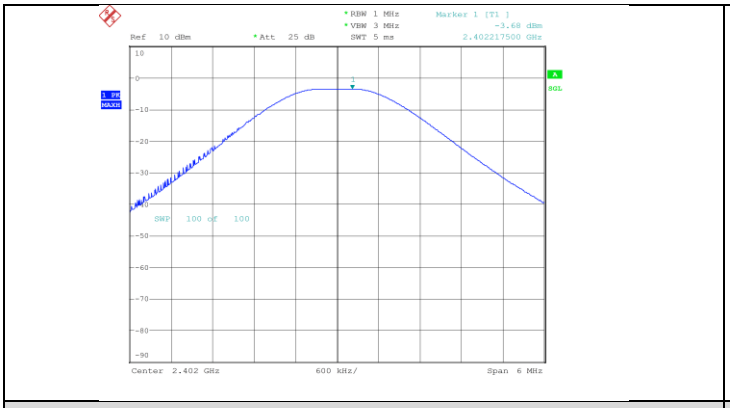

Peak Output Power
BLE 1M_Channel 0

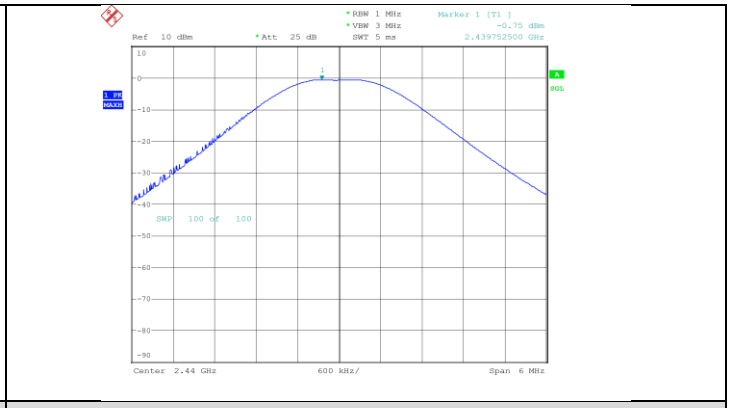

Peak Output Power
BLE 1M_Channel 19

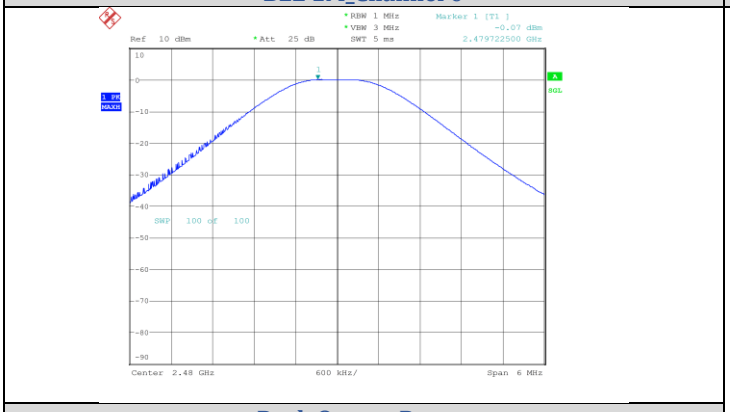

Peak Output Power
BLE 1M_Channel 39

99% Bandwidth

Test Result

Mode	Channel	Center Frequency (MHz)	99% BW (MHz)
BLE 1M	0	2402	1.0870
BLE 1M	19	2440	1.0870
BLE 1M	39	2480	1.0890

Test Graphs

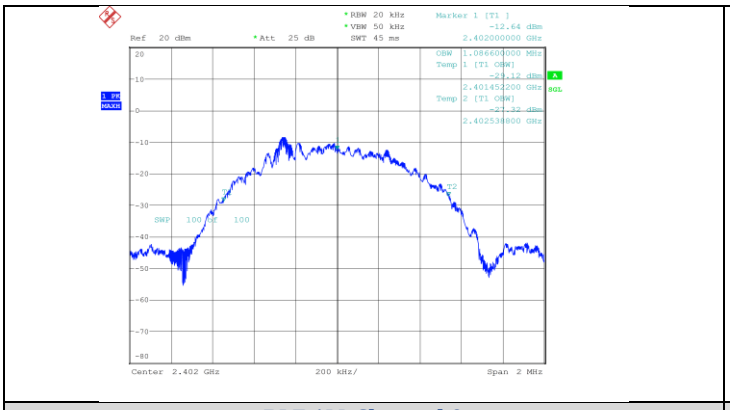

BLE 1M_Channel 0

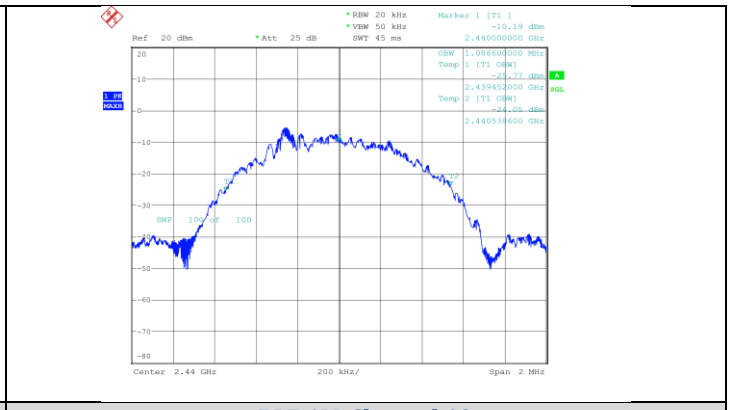

BLE 1M_Channel 19

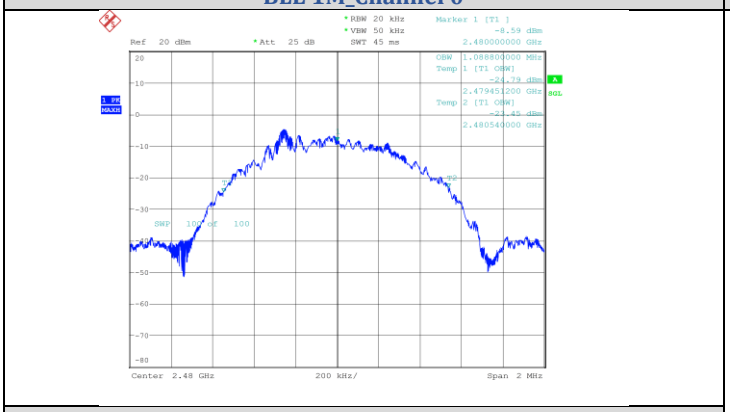

BLE 1M_Channel 39

6dB Bandwidth

Test Result

Mode	Channel	Center Frequency (MHz)	6 dB Bandwidth (MHz)	Limit (MHz)	Result
BLE 1M	0	2402	0.6600	≥0.5	PASS
	19	2440	0.6600		PASS
	39	2480	0.6600		PASS

Test Graphs

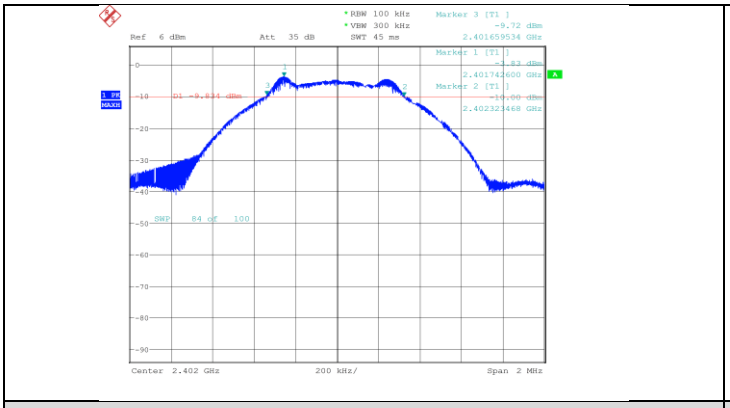

BLE 1M_Channel 0

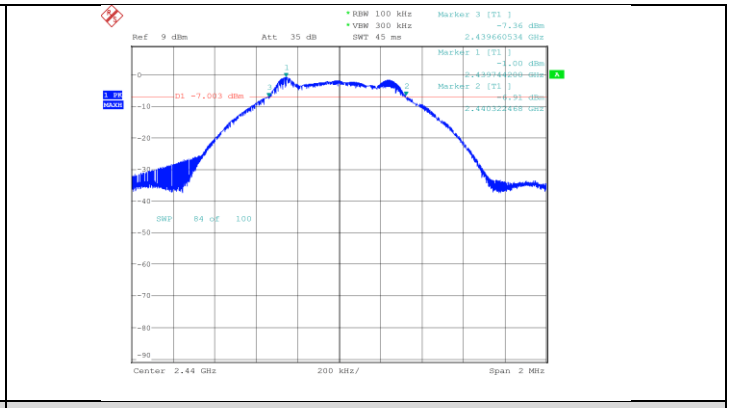

BLE 1M_Channel 19

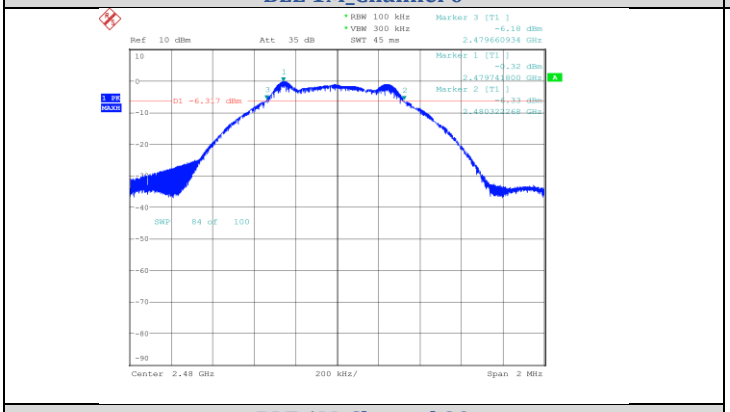

BLE 1M_Channel 39

Conducted Out Of Band Emission

Test Result

Mode	Channel	OOB Emission Frequency (MHz)	OOB Emission Level (dBm)	Limit (dBm)	Over Limit (dB)	Result
BLE 1M	0	2398.39	-57.855	-23.99	-33.865	PASS
		2400.00	-59.451	-23.99	-35.461	PASS
		4802.40	-49.739	-23.99	-25.749	PASS
		7207.00	-49.582	-23.99	-25.592	PASS
		9607.30	-49.685	-23.99	-25.695	PASS
		24464.8	-42.703	-23.99	-18.713	PASS
	19	4879.84	-50.263	-20.98	-29.283	PASS
		7318.50	-51.107	-20.98	-30.127	PASS
		9760.48	-49.809	-20.98	-28.829	PASS
		24636.3	-43.541	-20.98	-22.561	PASS
	39	2483.50	-59.921	-20.33	-39.591	PASS
		4958.08	-50.066	-20.33	-29.736	PASS
		7438.35	-49.870	-20.33	-29.540	PASS
		9920.29	-49.122	-20.33	-28.792	PASS
		24514.8	-42.859	-20.33	-22.529	PASS

Test Graphs

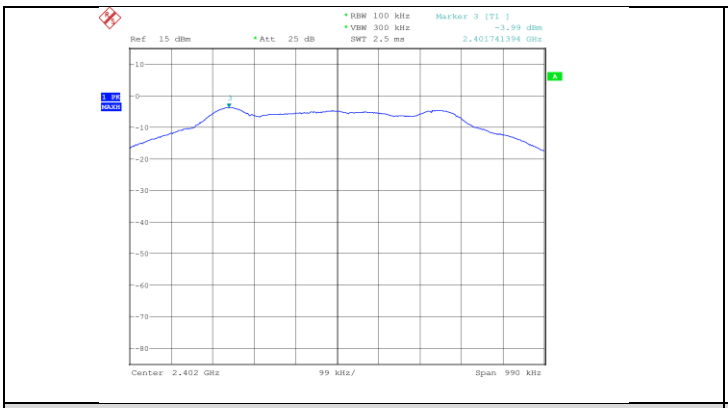

In-Band Reference Level
BLE 1M_Channel 0

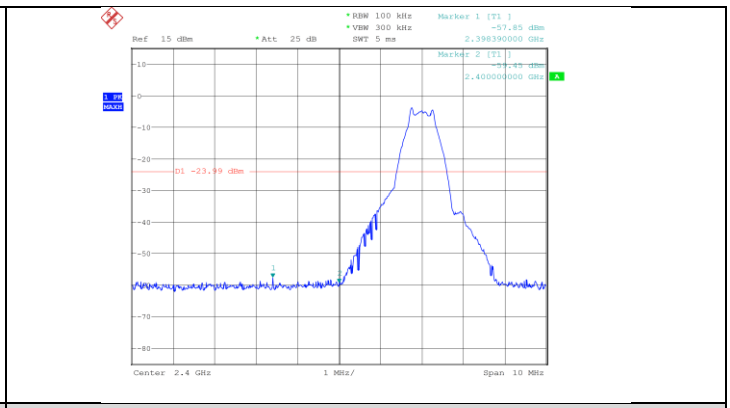

Out Of Band Emission
BLE 1M_Channel 0

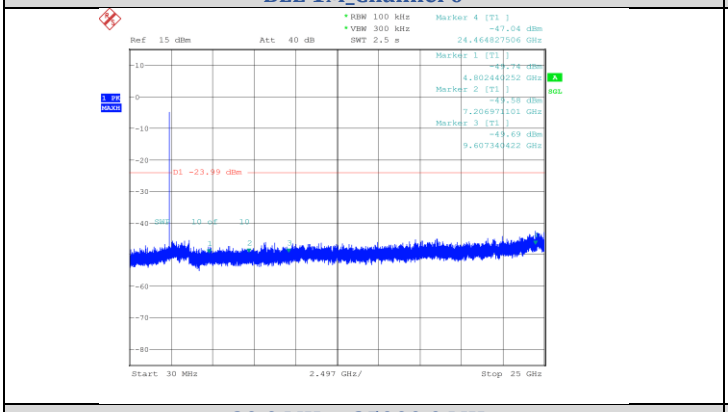

30.0 MHz - 25000.0 MHz
BLE 1M_Channel 0

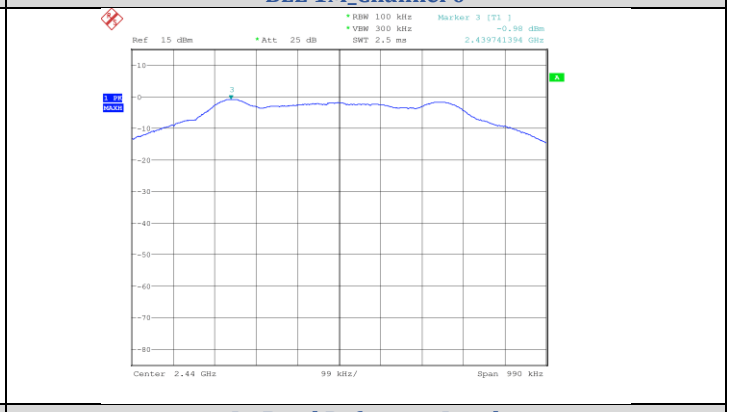

In-Band Reference Level
BLE 1M_Channel 19

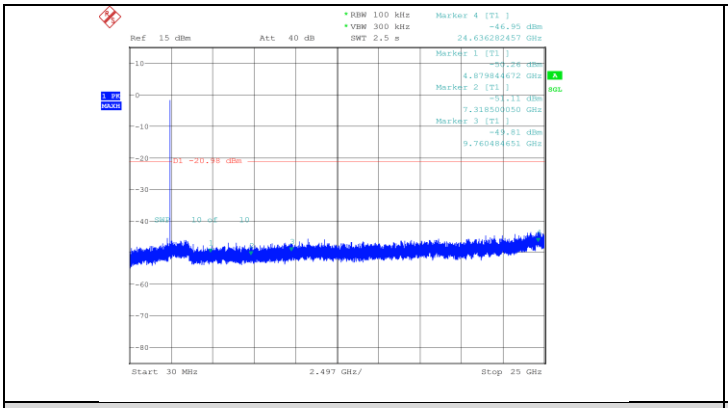

30.0 MHz - 25000.0 MHz
BLE 1M_Channel 19

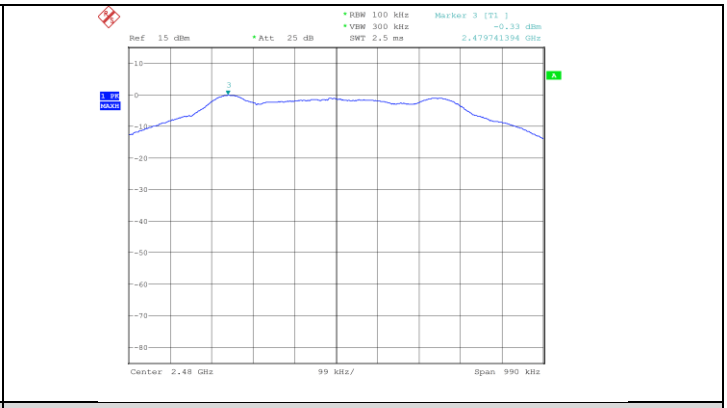

In-Band Reference Level
BLE 1M_Channel 39

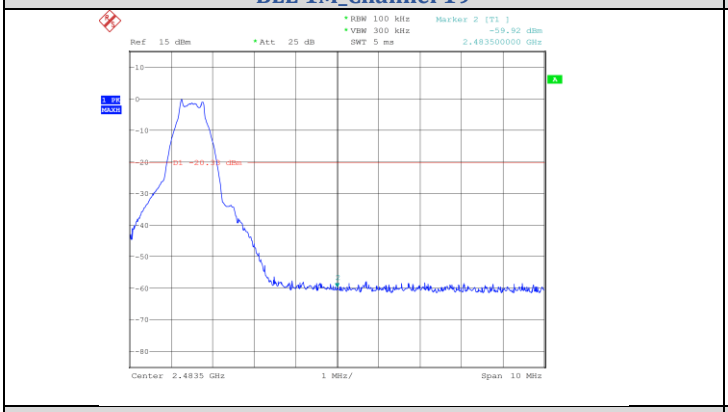

Out Of Band Emission
BLE 1M_Channel 39

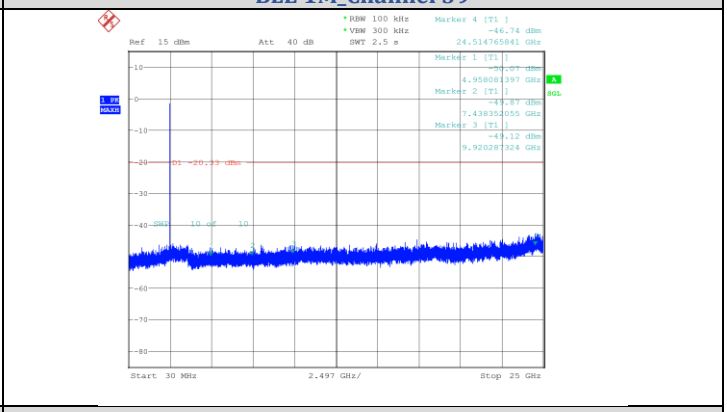

30.0 MHz - 25000.0 MHz
BLE 1M_Channel 39

Duty Cycle

Test Result

Mode	Channel	On Time (ms)	Period (ms)	Duty Cycle (%)	Duty Cycle (linear)	Duty Cycle Factor (dB)
BLE 1M	0	1.633	1.874	87.15	0.8715	0.5973
	19	1.633	1.874	87.15	0.8715	0.5973
	39	1.633	1.874	87.15	0.8715	0.5973

Test Graphs

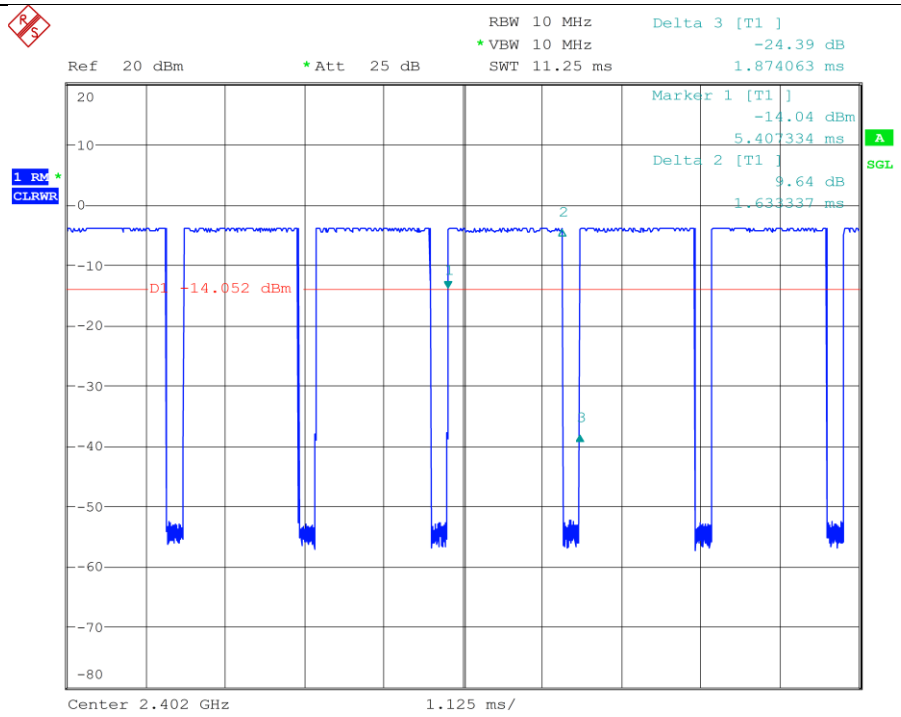

BLE 1M_Channel 0

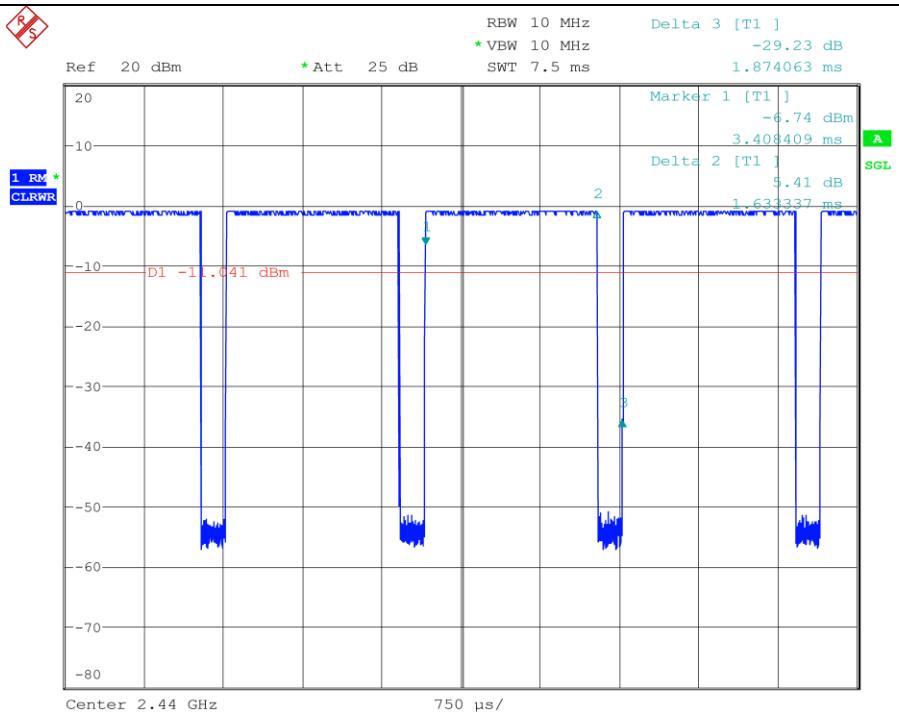

BLE 1M_Channel 19

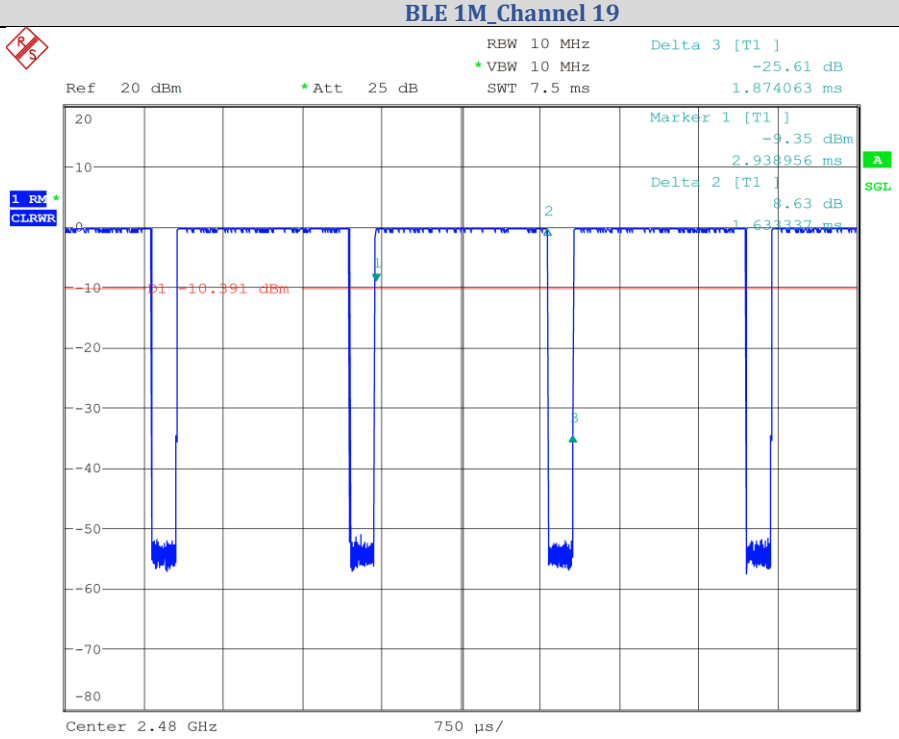

BLE 1M_Channel 39

Power Spectral Density

Test Result

Mode	Channel	PSD (dBm/3kHz)	Limit (dBm/3kHz)	Result
BLE 1M	0	-20.142	≤8	PASS
BLE 1M	19	-17.301	≤8	PASS
BLE 1M	39	-16.597	≤8	PASS

Test Graphs

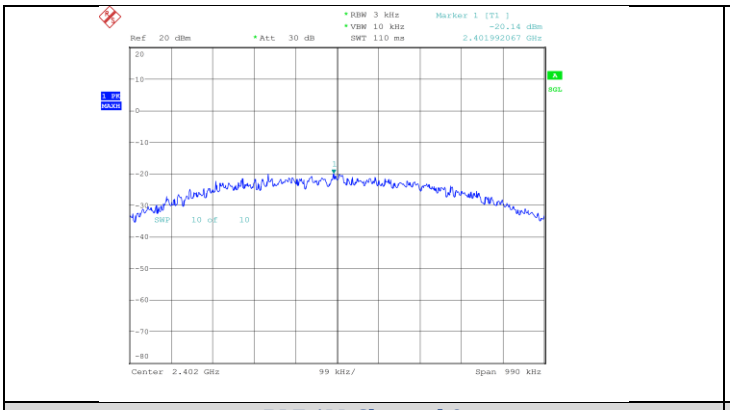

BLE 1M_Channel 0

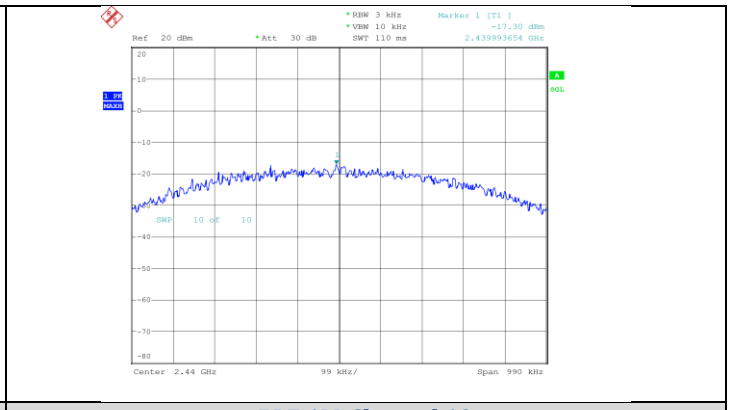

BLE 1M_Channel 19

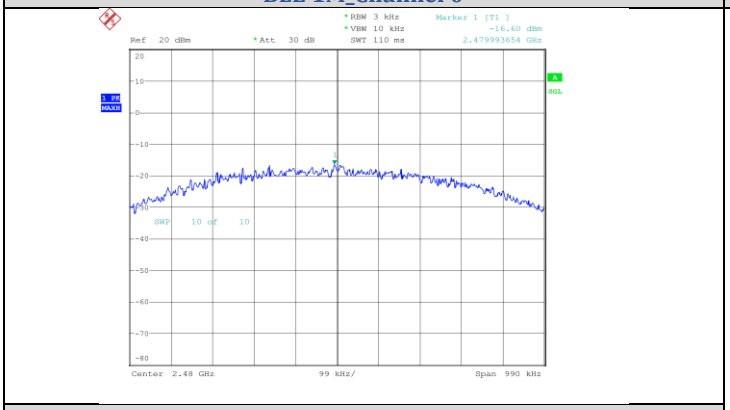

BLE 1M_Channel 39