

USER INSTRUCTION

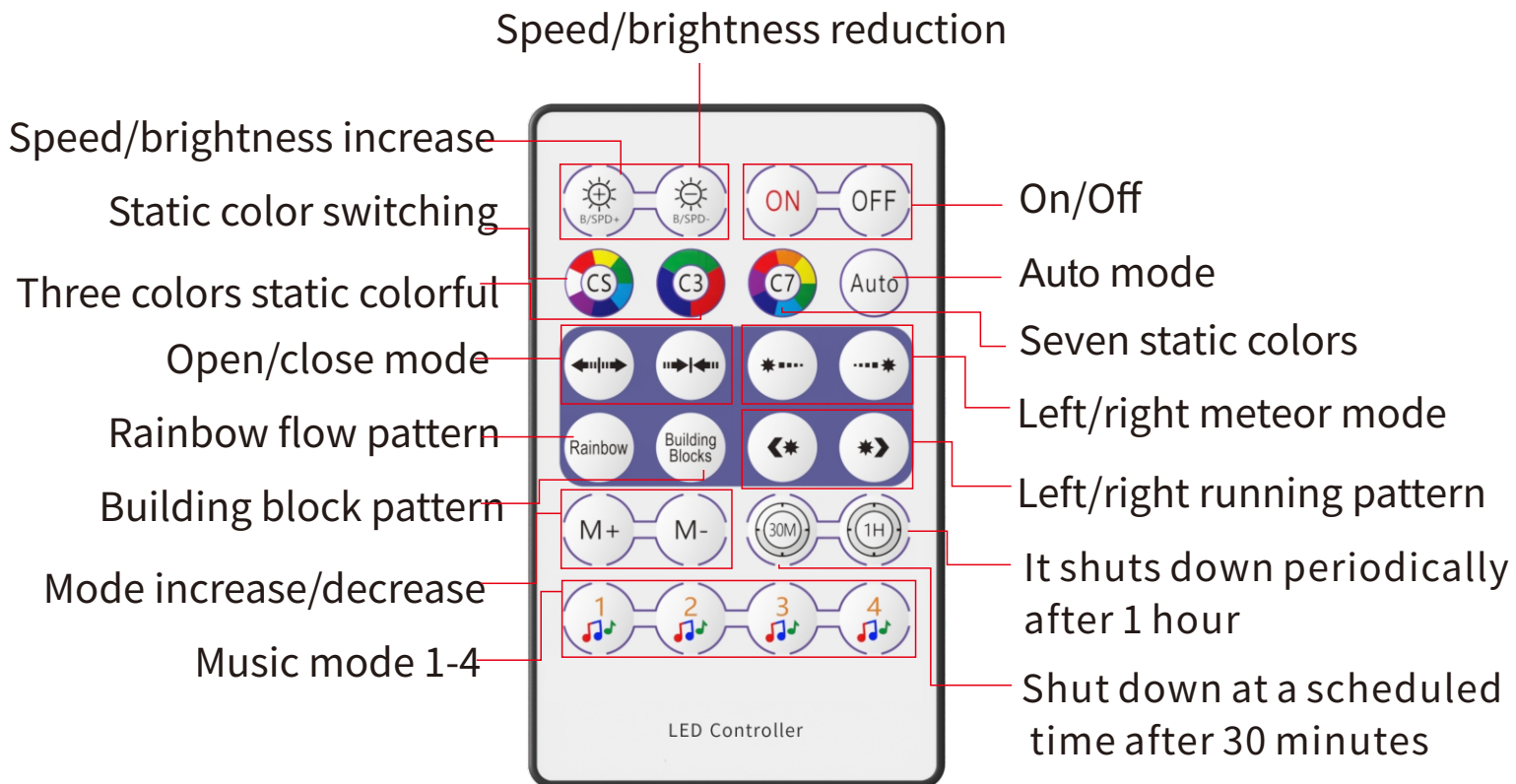
BT SPI USB Led Controller



I .ProductParameter:

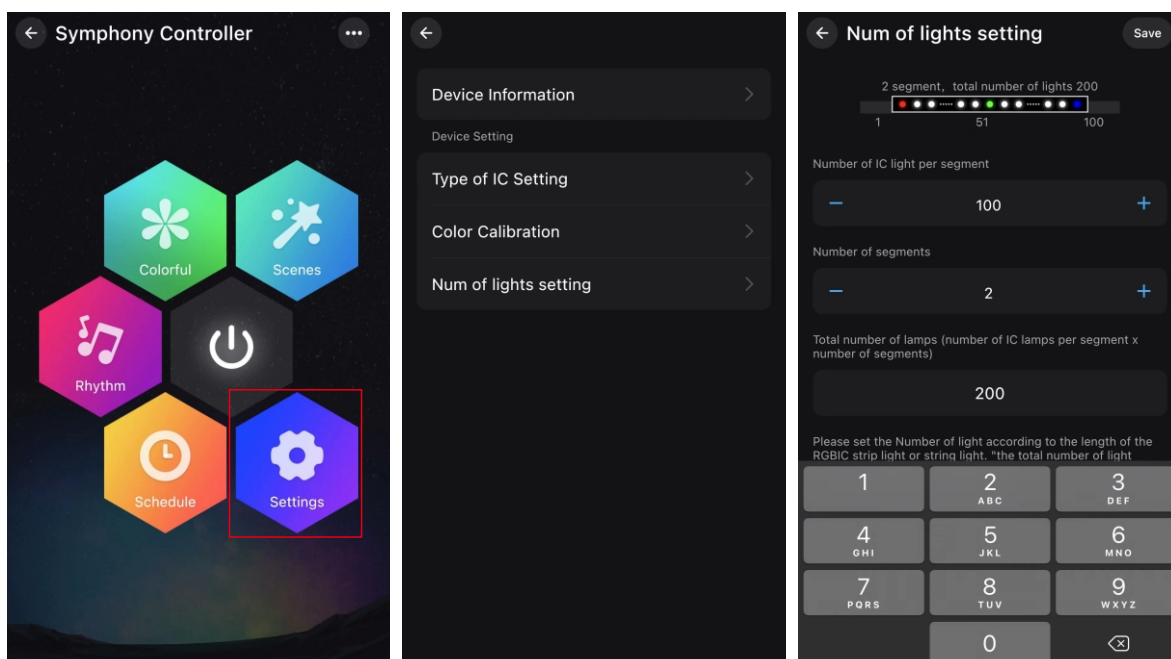
Category	LEDController
DominationPrinciple	BT
APP	ZENGGE
PartNumber	ZJ-YBCUAS-HCQ2-1K-Z
OperationPlatform	Android6.0orIOS11
InputVoltage	5V
MaxOutputPower	144W
LEDDriveType	WS2812B,SM16703,SM16704,WS2811, UCS1903,SK6812,INK1003,UCS2904B
WorkFor	PixelLEDStrip
ConnectMethod	CommonAnode
WorkingTemperature	-20~+55°C
ControlDistance	Visibledistance30M
Certification	CE,RoHS,FCC
Warranty	1Year
NetWeight	10.5g
Dimension(L*B*H)	74MM*19MM*15MM

I. Key Instruction



II.About Settings:

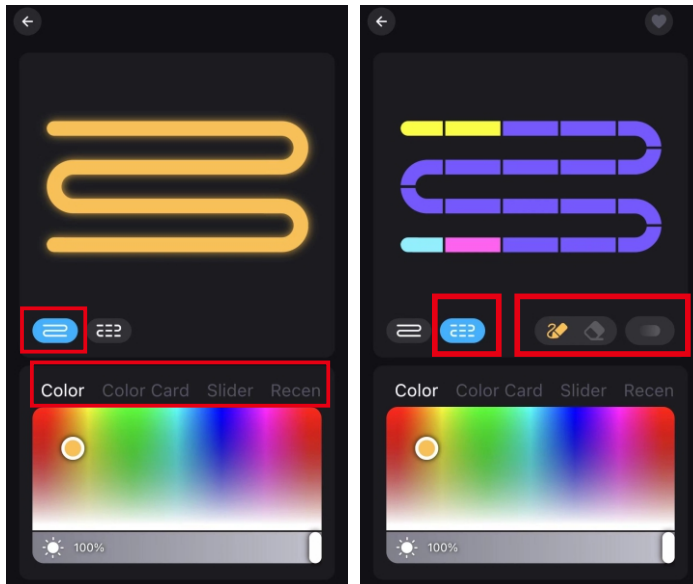
In the setting interface, you can set the IC model, color correction, number of points(Total number of points can not exceed 300 in each segment and total LED chips quantity can not exceed 2048)



III.Detailed introduction of APP functions:

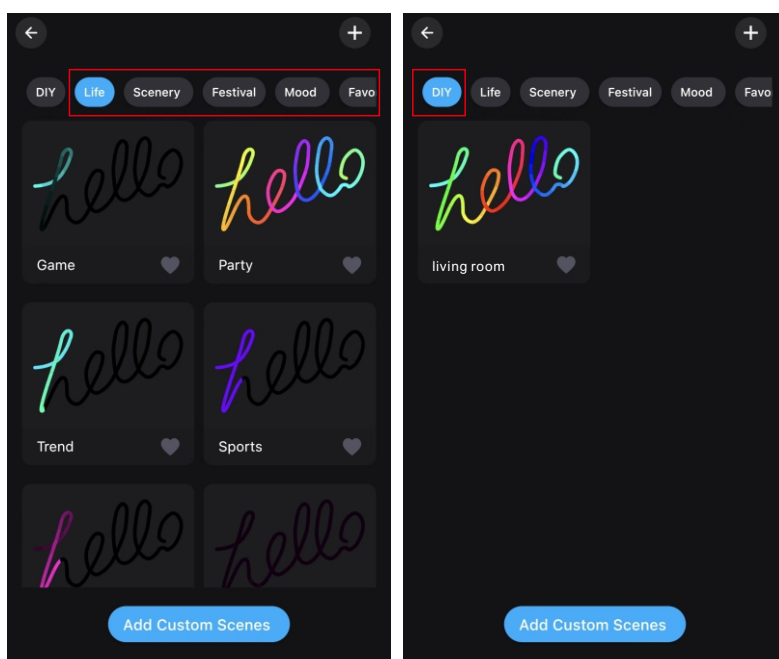
1) Multi color function

The color of the light can be adjusted by the whole and each segment. App provides different columns for color selection or editing, and the brightness can also be adjusted. In the segmentation interface, users can freely smear or erase the color of each segment, and also set the gradient effect.



2) Scene settings

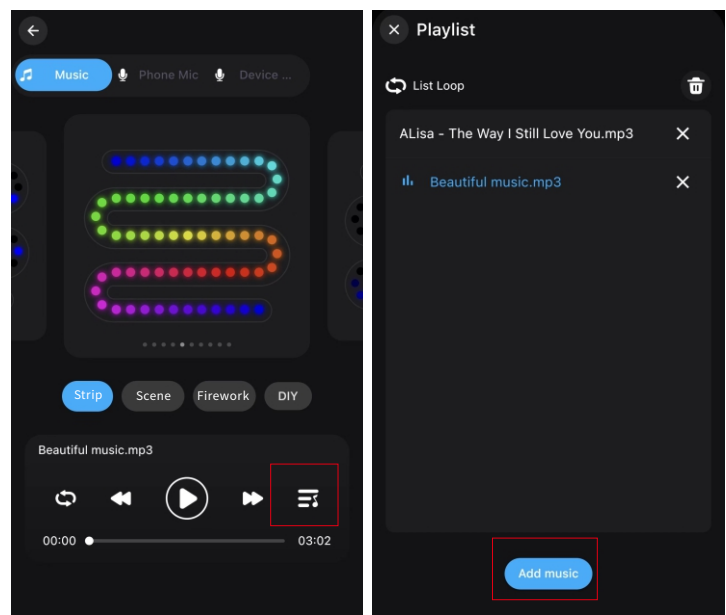
There are Four Build-in scenes: "Life", "Scenery", "Festivals", "Mood", and click "DIY" or "Collection" to create your favorite light effect.



3).Music Mode

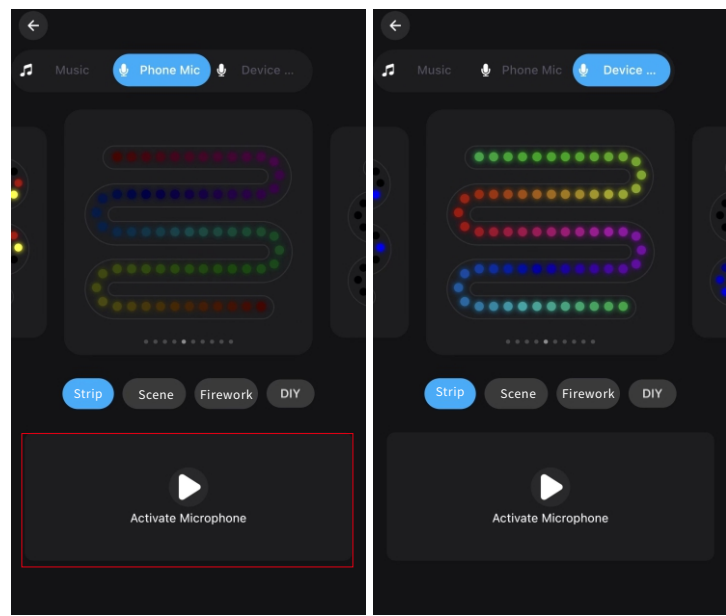
1.Synchronization function of lighting and music rhythm.

Click "Add Music" > Import a music file or import it from the built-in music library.



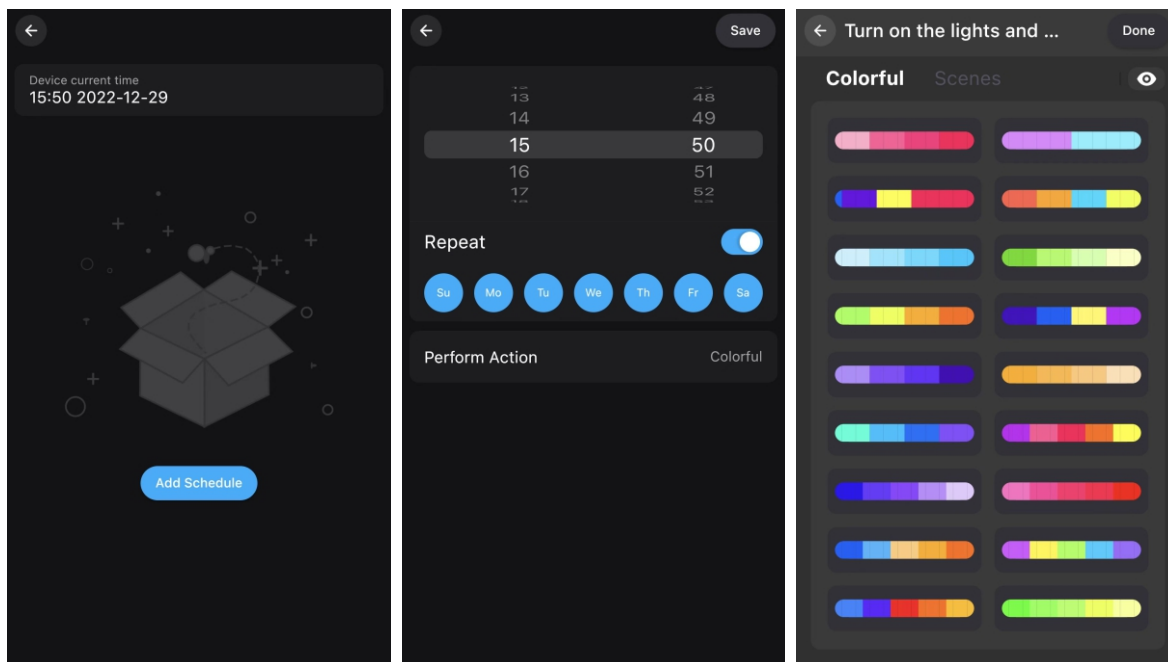
2.MIC

The lights color will change with the sound rhythm when your phone microphone catches the sound. The microphone sensitivity can be adjusted by the slider. There are two ways to input the audio signal on the controller, built in APP microphone and external microphone (For sound control version).



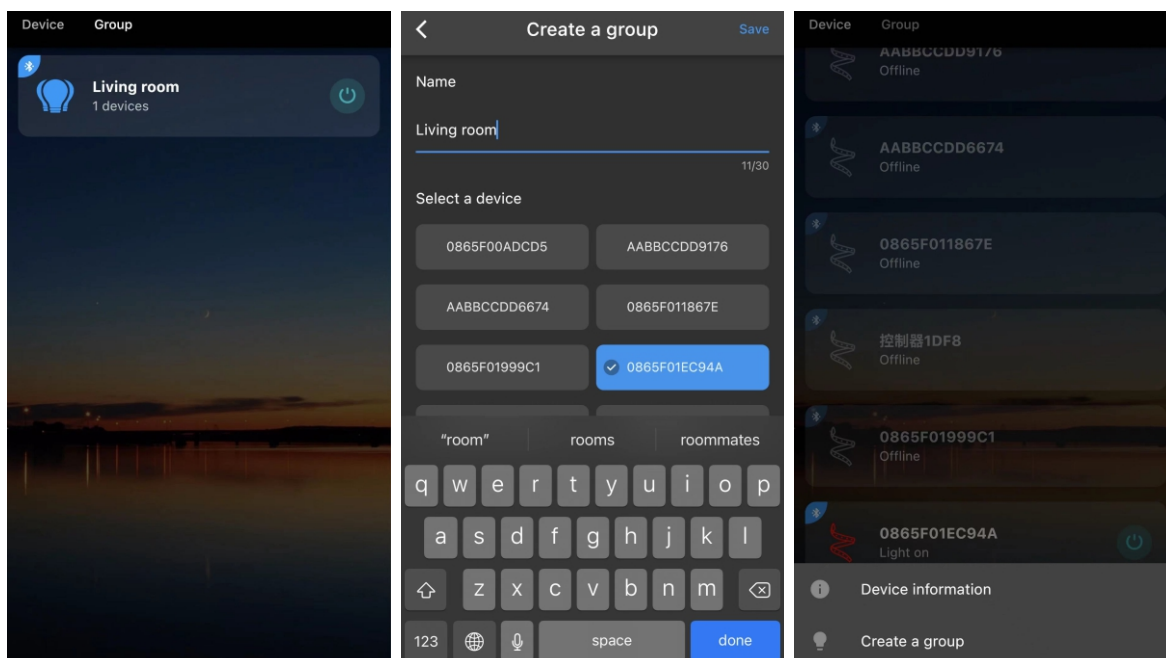
4) Light timer

Smart lights automatically come on and off at given times through the timer function, choose your favorite effect and color then save it



5) Group Control

This mode allows you to create different groups to control more than one controllers at the same time.



Attentions

a) Please use the product in a dry environment. b) For input voltage, please use the DC voltage within the specified range as instructed in the manual, must not connect into 220V AC directly. c) The product is requested common anode connection. The wrong connection will cause a malfunction.

Scan the below QRcode to download “ZENGGE” free APP.



APP

If there are any other questions, please scan the below QRcode to see more detail operations.



Instruction

Attentions

a) Please use the product in a dry environment. b) For input voltage, please use the DC voltage within the specified range as instructed in the manual, must not connect into 220V AC directly. c) The product is requested common anode connection. The wrong connection will cause a malfunction.

FCC Warning:

This equipment has been tested and found to comply with the limits for a Class B digital device, pursuant to part 15 of the FCC Rules. These limits are designed to provide reasonable protection against harmful interference in a residential installation. This equipment generates, uses and can radiate radio frequency energy and, if not installed and used in accordance with the instructions, may cause harmful interference to radio communications. However, there is no guarantee that interference will not occur in a particular installation. If this equipment does cause harmful interference to radio or television reception, which can be determined by turning the equipment off and on, the user is encouraged to try to correct the interference by one or more of the following measures:

- Reorient or relocate the receiving antenna.
- Increase the separation between the equipment and receiver.
- Connect the equipment into an outlet on a circuit different from that to which the receiver is connected.
- Consult the dealer or an experienced radio/TV technician for help.

Caution: Any changes or modifications to this device not explicitly approved by manufacturer could void your authority to operate this equipment.

This device complies with part 15 of the FCC Rules. Operation is subject to the following two conditions:

(1) This device may not cause harmful interference, and (2) this device must accept any interference received, including interference that may cause undesired operation.

This equipment complies with FCC radiation exposure limits set forth for an uncontrolled environment. This equipment should be installed and operated with minimum distance 0cm between the radiator and your body.

ISED Statement

- English: This device contains licence-exempt transmitter(s)/receiver(s) that comply with Innovation, Science and Economic Development Canada's licence-exempt RSS(s). Operation is subject to the following two conditions:

(1) This device may not cause interference.

(2) This device must accept any interference, including interference that may cause undesired operation of the device.

- French: Cet appareil contient des émetteurs/récepteurs exempts de licence qui sont conformes aux CNR exempts de licence d'Innovation, Sciences et Développement économique Canada. Le fonctionnement est soumis aux deux conditions suivantes :

(1) Cet appareil ne doit pas causer d'interférences.

(2) Cet appareil doit accepter toute interférence, y compris les interférences susceptibles de provoquer un fonctionnement indésirable de l'appareil.

This device meets the exemption from the routine evaluation limits in section 2.5 of RSS 102 and compliance with RSS 102 RF exposure, users can obtain Canadian information on RF exposure and compliance.

cet appareil est conforme à l'exemption des limites d'évaluation courante dans la section 2.5 du cnr - 102 et conformité avec rss 102 de l'exposition aux rf, les utilisateurs peuvent obtenir des données canadiennes sur l'exposition aux champs rf et la conformité.

This equipment complies with Canada radiation exposure limits set forth for an uncontrolled environment.

This equipment should be installed and operated with minimum distance 0cm between the radiator & your body.

Cet équipement est conforme Canada limites d'exposition aux radiations dans un environnement non contrôlé.

Cet équipement doit être installé et utilisé avec une distance minimale de 0 cm entre le radiateur et votre corps.