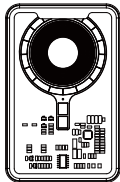



POWER GAME CONSOLE

INSTRUCTIONS



POWER GAME CONSOLE

Introduction

Please carefully read the INSTRUCTIONS before use, and use the product in the correct manner.

Please store the INTSTRUCTIONS properly

Health precautions



Warning To avoid causing damage to health ,Please make sure you pay attention to the following items.

Do not sit too close to the screen when using the product. Do not use the product in a dark place. the light from the screen can cause excessive irritation to the eyes. when a user is watching the screen. he or she may experience temporary vertigo or muscle spasms or even lose consciousness under the stimulation of strong light or rays. depending on the individuals' physical condition and physique. if you experience any of the above stated symptoms. stop using the product immediately and promptly see a doctor. If you have encountered any of such symptoms before, please consult your doctor before using the product.

Do not continuously use the product for a long time. For the safety of your health, make sure to rest every 10 to 15 minutes per hour of gameplay.

Do not use the product when you are tired. This may lead to adverse effects on your health.

If your hand or arm is injured or if you feel any sort of pain, consult your doctor before using the product.

POWER GAME CONSOLE

Do not continuously use the product for a long time. For the safety of your health, make sure to rest every 10 to 15 minutes per hour of gameplay.

Do not use the product when you are tired. This may lead to adverse effects on your health.

If your hand or arm is injured or if you feel any sort of pain, consult your doctor before using the product.

If you play the game while your hand or arm is injured or if you are feeling any sort of pain, it may cause the symptoms to worsen.

If you suffer from dizziness or headache, nausea, motion sickness or any sort of pain in your eyes, hands arms, etc. or feel tired or unwell, stop using the product immediately. if these symptoms persist, please promptly go to see a doctor.

Safety precautions for Use



Warning To avoid of causing fires, electric shocks, strangulation hazard or injures, please make sure you pay attention to the following items.

Do not use, install or store the product in the following places.

- Places your children can easily reach
- Unstable places
- Dusty or excessively damp places
- Places that receive direct sunlight or high temperature or near high-temperature objects

Do not get the machine wet, or place them in any liquid or foreign matter. if any liquid or foreign matter penetrates into the console or the wires, stop using them immediately.


Do not apply any strong shocks or excessive force to the machine, Do not heat the or wires.

Do not disassemble or modify the machine. if the machine are damaged or deformed, stop using them immediately and do not try to repair them by yourself.

Do not allow the port to come in contract with any metal.

Regularly clean the port or plug with a dry cloth or swab to prevent them from becoming dirty due to dust.

POWER GAME CONSOLE

 **Caution** To avoid of causing damage, malfunction or exhibit improper operation. Please make sure you pay attention to the following items.

Do not scratch or press hand on the surface of the LCD screen.

Do not place the LCD screen indirect sunlight for a prolonged amount of time, when using the product near a window, avoid direct sunlight on the LCD screen.

Do not press hard on the LCD screen and its surrounding areas. Due to the weak bearing ability of the LCD screen. If excessive force is applied to it, it may cause malfunction.


Do not connect the product with devices that are incompatible with the product.

Do not use thinners, gasoline, alcohol or any other solvents to clean the product.

Do not use or place the machine in places where temperature suddenly changes, in order to avoid misting the display

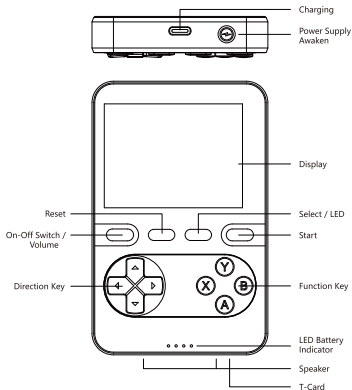
Please dispose the product when it's no longer useful according to the instructions of the local government.

How to Operate

 **Warning** when inserting/pulling out a connector, please make sure you hold the connector with you hand and insert and pull it out directly without exerting any excessive force. also please make sure you check the direction of the port and insert the plug into it correctly.

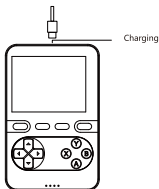
POWER GAME CONSOLE

When supplying power from a power outlet, please use a commercially available USB-compatible AC adapter. it is recommended and suitable to use AC adapter that can output 5V/3.0A/15W.



POWER GAME CONSOLE

Please plug Type-C connector carrying a power supply USB cable into the dedicated port on the back of machine (figure5)



In addition, you can use any other proper available USB-compatible DC adapter to supply power from the power outlet. after the connection completes .press the power switch on the back of the mobile (figure1) to start game machine.

How to use wireless charging

Please the game machine wireless back touch on the back of the mobile (wireless charging function)



How to use T card (optional purchase)

If you need to play other games, please copy the game software, insert T-card into T-cared port on the side of console to connect it (Figure3).



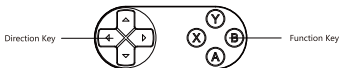
POWER GAME CONSOLE

About the ON/VOL button and SELECT button

Long press the 'ON/VOL' button for about 3 seconds to start the game machine, short press the 'ON/VOL' button to set the volume. Long press the 'SELECT' button to switch on/off the LED light.

About the main menu UI

After you start the game machine, the main UI will be displayed. move the joystick left or right to move 'Game Icon' to select the title, then press Button A to confirm the selection.



About the game operation

After selecting the title, press the 'START' button to start playing, and then press the 'SELECT' button to pause the game(it may be different for some game titles). For the functions of the joystick and button A/B/X/Y, refer to the operating instruction in each game.

About the setting UI

During gaming, when you press the 'START' button and the 'SELECT' button at the same time, the setting UI pops up.at this time, you can end the game or load the game and read the file.

About voice volume

If not connected to any external device, select the ' VOLUME' option in the setting UI

POWER GAME CONSOLE

Product Specifications

Type-C: $5V=3.1A$ $19V=2.22A$ $12V=1.67A$ MAX 22.5W

Type-C: $5V=2A$ $19V=2.22A$ $12V=1.67A$ MAX 22.5W

Transmitting: MAX 15W


Battery Capacity: 5000mAh 18.5 Wh

Rated Capacity: 3300mAh

Battery Type: Polymer Battery

Executive Standard: GB/T 35590-2017

Contact us

 The crossed-out wheeled bin symbol that this product should not be disposed of in your general household waste. waste electrical and electronic equipment may contain hazardous substances which, if not treated properly, could lead to damage to the environment and human health. instead, please contact your local authority for information on suitable collection sites and recycling facilities.

This product is protected by copyright laws. any unauthorized duplication or transfer of its internal software is strictly prohibited. Please beware failure to abide by this may result in legal actions.

FCC Warning

This device complies with part 15 of the FCC Rules. Operation is subject to the following two conditions:

- (1) This device may not cause harmful interference, and
- (2) this device must accept any interference received, including interference that may cause undesired operation.

Any Changes or modifications not expressly approved by the party responsible for compliance could void the user's authority to operate the equipment.

Note: This equipment has been tested and found to comply with the limits for a Class B digital device, pursuant to part 15 of the FCC Rules. These limits are designed to provide reasonable protection against harmful interference in a residential installation. This equipment generates and can radiate radiofrequency energy and, if not installed and used in accordance with the instructions, may cause harmful interference to radio communications. However, there is no guarantee that interference will not occur in a particular installation. If this equipment does cause harmful interference to radio or television reception, which can be determined by turning the equipment off and on, the user is encouraged to try to correct the interference by one or more of the following measures:

- Reorient or relocate the receiving antenna.
- Increase the separation between the equipment and receiver.
- Connect the equipment into an outlet on a circuit different from that to which the receiver is connected.
- Consult the dealer or an experienced radio/TV technician for help.

The FCC certification of this device refers to RF exposure testing performed in typical operating conditions, where a person is no closer than 0 centimeters from the device surface at all times, except for non-repetitive patterns with transient time intervals in the order of a second. Only in the stated conditions, the device is shown to fully comply with the FCC RF Exposure requirements of KDB 447498.