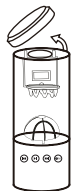


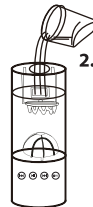


User Manual for
TS-BT103-101

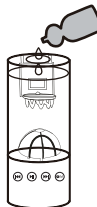
INSTRUCTIONS



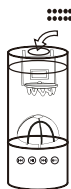
1. Remove the container cover.



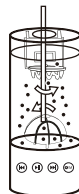
2. Fill the bottle with clean water (It is recommended to use pure or filtered water, instead of tap water).



3. Add 1-2 drops of liquid detergent to help the basketballs float.



4. Place basketballs in the water.



5. Use a stick or straw to shake any air bubbles off the basketballs once submerged in the water.



6. Cover the lip on the top and make sure the product is totally dry on the outside.

PAIRING TO A DEVICE:

- Press and hold the (⏮) button to turn the Basketball Lamp Speaker on or off.
- On your mobile phone or pad device, open the Bluetooth® settings and search for “TECH SOL BT103” in the list of available devices. Once connected, an alert will sound, and you can begin playing music through the speaker.

CHANGING MODES:

- Quickly press the (⏮) button twice to switch between Bluetooth® and FM mode.
- Press the (⏮) button once to cycle through the LED color options.

BLUETOOTH® MODE:

1. Play/Pause: Press the (⏮) button once to play or pause music.
2. Volume Control:
 - Press the (⏮) button once to decrease the volume.
 - Press the (⏮) button once to increase the volume.
3. Track Navigation:
 - Press and hold the (⏮) button to skip to the previous track.
 - Press and hold the (⏮) button to skip to the next track.

FM MODE CONTROLS:

1. FM Radio Station Search:
 - Press the (⏮) button twice quickly to automatically search for and save radio stations.
 - Press and hold the (⏮) button to stop searching.

2. FM Radio Station Selection:
 - Press and hold the (⏮) button to tune to the previous radio station.
 - Press and hold the (⏮) button to tune to the next radio station.

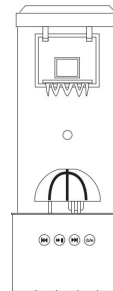
3. Speaker Volume Control:
 - Press the (⏮) button once to decrease the volume.
 - Press the (⏮) button once to increase the volume.

LIGHT MODES:

- Briefly press the (⏮) button once to change the light mode or turn the light off.
- There are a total of 8 light modes you can cycle through, including RGB, red, green, blue, purple, yellow, light blue, and off.

RECONNECT TO BLUETOOTH®

- You only need to pair your Bluetooth® device with the speaker once.
- With your previously paired device's Bluetooth® turned on and in range, power on the speaker.
- The speaker will automatically reconnect to the last Bluetooth® device it was connected to.
- If you have a previously paired device that does not auto-reconnect, navigate to the Bluetooth® settings menu on your device, turn on the Bluetooth® feature, and select “TECH SOL BT103” from your list of paired Bluetooth® devices and select “Forget.” Repeat Pair & Connect steps stated above.



IMPORTANT NOTES

The product will be automatically turn off after 4 hours play in order to protect the motor and save power.

1. It can take up to 24 hours for the basketballs to “bounce” normally. If you see air bubbles trapped, shake them off with a stick or straw.
2. LED is not replaceable.
3. For indoor use only.
4. Change water occasionally when dirty.

⚠ WARNING

1. Do not eat the basketballs or small parts, as they could be a choking hazard.
2. The lamp is for indoor use only, keep out of direct sunlight.
3. Please keep the product on a flat surface to avoid spilling.

FCC CAUTION:

Any Changes or modifications not expressly approved by the party responsible for compliance could void the user's authority to operate the equipment.

This device complies with part 15 of the FCC Rules. Operation is subject to the following two conditions:

- (1) This device may not cause harmful interference, and (2) this device must accept any interference received, including interference that may cause undesired operation.

FCC Warning Statement

Changes or modifications not expressly approved by the party responsible for compliance could void the user's authority to operate the equipment. This equipment has been tested and found to comply with the limits for a Class B digital device, pursuant to Part 15 of the FCC Rules. These limits are designed to provide reasonable protection against harmful interference in a residential installation. This equipment generates uses and can radiate radio frequency energy and, if not installed and used in accordance with the instructions, may cause harmful interference to radio communications. However, there is no guarantee that interference will not occur in a particular installation. If this equipment does cause harmful interference to radio or television reception, which can be determined by turning the equipment off and on, the user is encouraged to try to correct the interference by one or more of the following measures:

- Reorient or relocate the receiving antenna.
- Increase the separation between the equipment and receiver.
- Connect the equipment into an outlet on a circuit different from that to which the receiver is connected.
- Consult the dealer or an experienced radio/TV technician for help.

FCC RADIATION EXPOSURE STATEMENT:

This equipment complies with FCC radiation exposure limits set forth for an uncontrolled environment. This equipment should be installed and operated with minimum distance 20cm between the radiator & your body.

MERKURY INNOVATIONS

45 Broadway, 3rd Floor
New York, New York 10006
www.merkuryinnovations.com
E-mail: support@mercuryinnovations.com

© 2025 MERKURY INNOVATIONS LLC

To explore our full selection of products, visit us at: www.merkuryinnovations.com
The illustrated product and specifications may differ slightly from that supplied.
The Bluetooth word mark and logos are registered trademarks owned by Bluetooth SIG, Inc.
All other trademarks and trade names are those of their respective owners.
Made in China

HOOPTUNES BASKETBALL LED WATER SPEAKER AND FM RADIO

WHAT'S INSIDE:
Basketball Lamp Speaker
16 Basketballs
User Manual

* IMPORTANT Please read before using this product