

Zkoee



Zkoee Orp01 True Wireless Earphones Instruction

Please read this manual carefully before using the product and keep it properly

1.Product diagram

Music mode

- Click left/right earphone(L/R): Play/Pause
- ▲ Double click the right earphone: next song
- ▼ Double click left earphone (L): last song
- + Press 3 clicks on the right earphone(R): volume increase
- - Press 3 clicks on the left earphone (L): volume decreases
- ⦿ long press the left/right earphone(L/R) for 3 seconds, and let go after hearing the beep: activate the voice assistant (Sir)
- ⦿ long press left/right earphone(L/R) for 5 seconds: power off

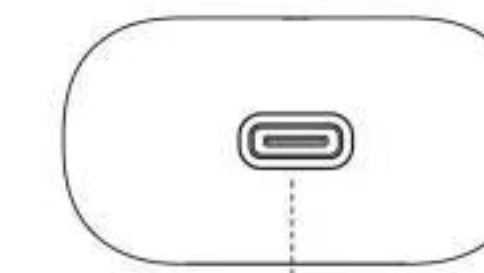
Phone Mode

- Click left/right earphone(L/R): answer/hangup
- ⦿ Long press on left/right earphone (L/R): rejection

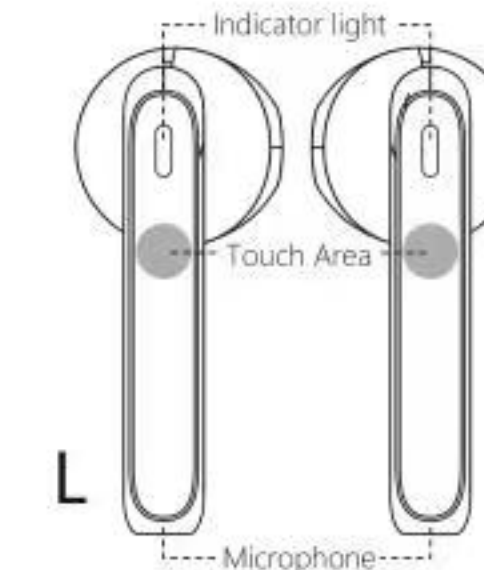


Indicator light

- Red 0%-30%
- Orange 30%-80%
- Green 80%-100%



Type-C Charging Port



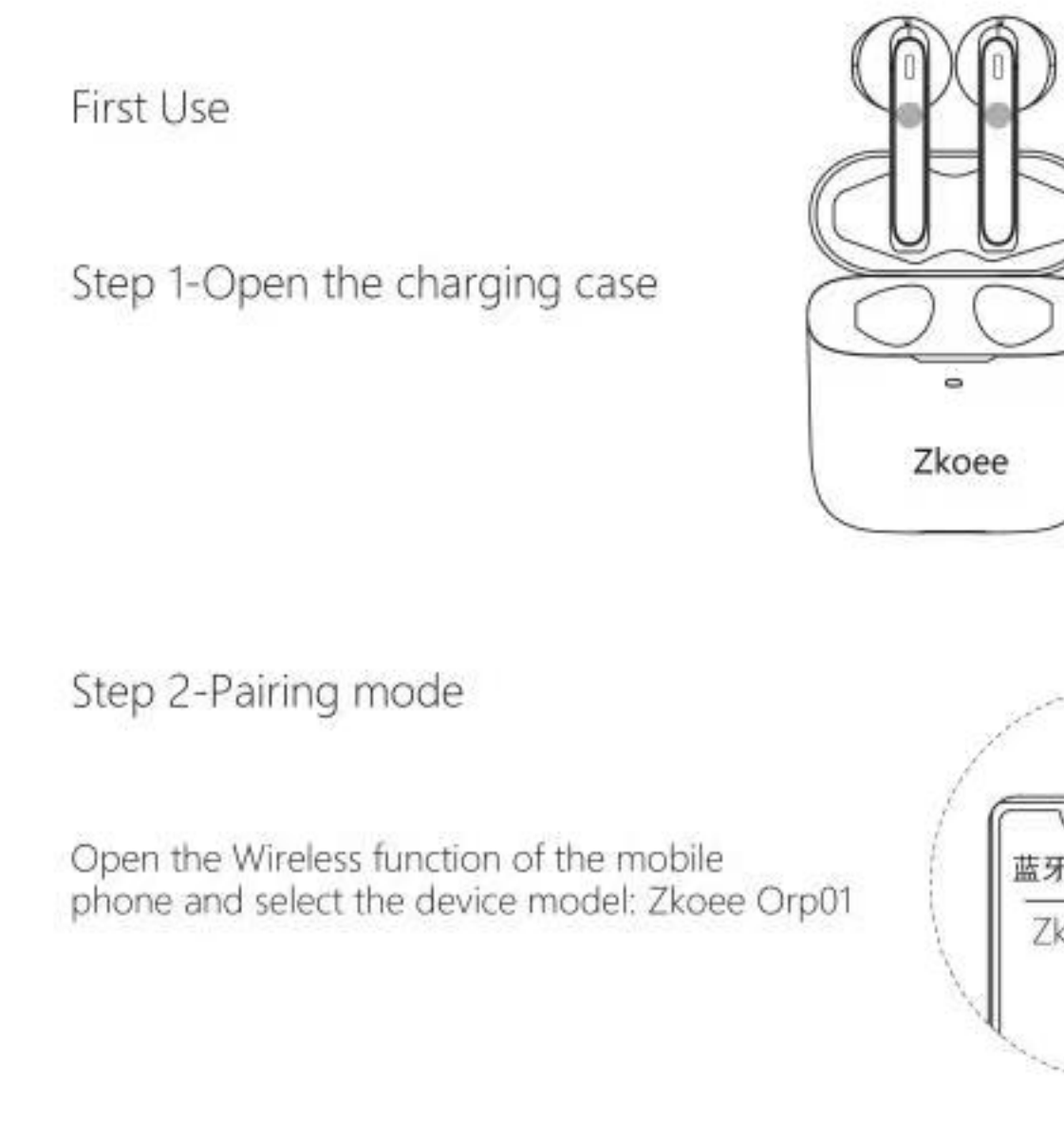
2.Product operation method

First Use

Step 1-Open the charging case

Step 2-Pairing mode

Open the Wireless function of the mobile phone and select the device model: Zkoee Orp01



Step3-Power Off

Put the earphone back into the charging box and close the cover to complete the shutdown



Attention

In pairing mode, if the connection is not completed within 5 minutes, the earphone will be automatically turned off (the earphone has a memory function, and will automatically connect back to the phone after the subsequent power on)

3.FAQs

- Why the wireless earphone can not be searched or the sound gets stuck during use?
Answer: 1) Please do not exceed the Wireless connection distance of your mobile phone by 10 meters to avoid interference from walls or other objects;
2) Due to the characteristics of Wireless earphone, your area may be interfered by other electromagnetic waves. Please stay away from this area.
- Why is the touch insensitive?
Answer: 1) Please ensure that there is no water stain or other foreign matter on the fingers when you touch;
2) Please ensure that the touch position is correct and the control can be realized quickly.
- Why the product can't be connected back?
Answer: 1) When the Wireless earphone exceeds the 10 meter connection range, it will be disconnected. If it does not return to the connection range within 5 minutes, the earphone will automatically shut down;
2) If the earphone is not reconnected after 5 minutes, please put it back into the charging box and cover it, and then take it out again.
- Why is there no sound on the side of the earphone?
Answer: 1) In this case, please put the earphone back into the charging box and cover it, then take it out;
2) If the above operation fails, please turn off the Wireless of your phone and reconnect it;
3) If the above operation fails, please contact the local retailer.

4.Safety precautions

Important Tips

Please be careful when using the Zkoee Wireless earphone. It contains highly sensitive electronic components (including batteries). Falling, burning, squeezing, disassembling, acupuncture, etc. will cause damage or personal injury. Do not use a damaged Zkoee Wireless earphone.

Battery

Do not try to replace the battery of the Wireless earphone or charging box by yourself. You may damage the battery, causing overheating and personal injury.

Prolonged heat exposure

Please avoid touching the charging Wireless earphone for a long time, or it may cause discomfort or injury. For example, please do not sit or sleep on the earphone case, charging cable, plug, power adapter, or place it under the blanket, pillow or your body.

Hearing impairment

Do not listen to music at high volume for a long time to avoid hearing damage.

Medical equipment interference

The Zkoee Wireless earphone contains some components and radio devices that emit electromagnetic fields. Zkoee Wireless earphone also contains magnets, which may interfere with pacemakers, defibrillators or other medical devices. Please consult your doctor or medical device manufacturer for specific information about your medical device, so that the medical device can keep a safe distance from your Zkoee Wireless earphone.

Asphyxiation hazard

Zkoee Wireless earphone may cause suffocation or other personal injury to children. Please keep the earphone out of the reach of children.

5.Specifications

Name: Zkoee Orp01 True Wireless earphone	Material: ABS
Wireless version: V5.3	Communication distance: 10m
Standby time: 350h	Weight: 42g
Rated input of earphone: DC5V=20mA	Battery capacity: 28mAh/3.7V (earphone) 250mAh/3.7V (charging chamber)
Rated current consumption of headphones: 7mA	Frequency response: 20Hz-20kHz
Charging interface: Type-C	Charging time: 1h
Listening time: 4-5 hours (80% volume);	Battery display:Cell phone battery bar display
listening time with charging box: 16-22 hours	

6.Declaration on Toxic or hazardous substances and elements contained in electronic products

Component name	Hazardous substances					
	Lead(Pb)	Mercury(Hg)	Cadmium(Cd)	Hexavalent chromium(Cr(VI))	Polybrominated biphenyls(PBB)	Polybrominated diphenyl ethers(PBDE)
PCB	×	○	○	○	○	○
Battery	○	○	○	○	○	○
Accessory	○	○	○	○	○	○

○:It means that the content of the hazardous substance in all homogeneous materials of the component is below the limit specified in GB/T 26572-2011.

×:It indicates that the content of the hazardous substance in at least one homogeneous material of the component exceeds the limit specified in GB/T 26572-2011.

According to the Chinese electronic industry standard SJ/T 11364-2014 and relevant Chinese government regulations, this product and some of its internal or external components may have environmental protection service life marks. Depending on the component and component manufacturer, the service life identification on the product and its components may vary. The service life identification on components takes precedence over any conflicting or different environmental protection service life identification on products.

7.Warranty terms

Zkoee provides a warranty for defects in materials and workmanship of the hardware products and accessories in the packaging for a period of one year from the date of your initial retail purchase. Normal wear and tear or normal aging and damage caused by accidental or improper use are not covered by Zkoee's warranty.

8.Packing list

Earphone Charging box * 1pcs Instruction*1pcs Earphone*2pcs Charging cable*1pcs

Brand name: Guangzhou Lear Electronic Technology Co., Ltd
Address: Room 101, No. 8, Second Lane, East Dalang Road, Baiyun District, Guangzhou
Executive standard: GB4943.1-2011
Hotline: 400-653-1868 Website: www.zkoeetws.com
Manufacturer: Shenzhen Tengliwei Electronic Development Co., Ltd
Production place: 4th Floor, Weixing Science Park, No. 268, Baoshi East Road, Shiyuan Street, Bao'an District, Shenzhen
Copyright2010-2021 Guangzhou Lear Technology Co, Ltd. All Rights Reserved



Only applicable to safe use in areas with an altitude of 2000 meters and below

FCC Warning:

This equipment has been tested and found to comply with the limits for a Class B digital device, pursuant to part 15 of the FCC Rules. These limits are designed to provide reasonable protection against harmful interference in a residential installation. This equipment generates, uses and can radiate radio frequency energy and, if not installed and used in accordance with the instructions, may cause harmful interference to radio communications. However, there is no guarantee that interference will not occur in a particular installation. If this equipment does cause harmful interference to radio or television reception, which can be determined by turning the equipment off and on, the user is encouraged to try to correct the interference by one or more of the following measures:

- Reorient or relocate the receiving antenna.
- Increase the separation between the equipment and receiver.
- Connect the equipment into an outlet on a circuit different from that to which the receiver is connected.
- Consult the dealer or an experienced radio/TV technician for help.

Caution: Any changes or modifications to this device not explicitly approved by manufacturer could void your authority to operate this equipment.

This device complies with part 15 of the FCC Rules. Operation is subject to the following two conditions:

(1) This device may not cause harmful interference, and (2) this device must accept any interference received, including interference that may cause undesired operation.

This equipment complies with FCC radiation exposure limits set forth for an uncontrolled environment. This equipment should be installed and operated with minimum distance 0cm between the radiator and your body.