

边缘留4mm出血位置,如图,在红色虚线内设计内容
双面印刷
单页尺寸96x70mm



Magnetic Wireless Power Bank Instruction Manual With Warranty



Thank you for purchasing this mobile battery. Please read this instruction manual carefully before use and keep it in a safe place for future reference.

Caution

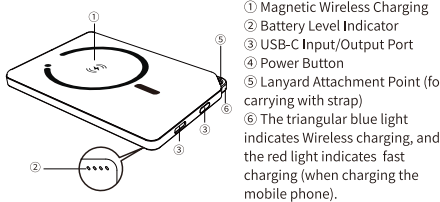
To use this product safely, be sure to follow these precautions:

- Do not touch the power plug or cable with wet hands.
- Insert the power plug fully and firmly into a household socket when in use.
- Never disassemble or modify this product.
- Do not use or store the product in the following places:
 - ① Places exposed to direct sunlight or near high - temperature sources like heating appliances.
 - ② Damp places or near water sources.
 - ③ Places with a lot of dust.
 - ④ Places with strong vibrations.
- Do not use an incompatible charging cable. This may cause fire, melting, or malfunction.
- This product is not waterproof. Use and store it in a place where it won't be splashed by water or other liquids.
- Do not drop this product, subject it to strong impacts, or place heavy objects on it.
- When not using this product for a long time, charge it at least once every three months.
- It is normal for the product to generate heat during use.

Product Specifications

Product Name:	Magnetic Wireless Power Bank
Product Code:	Mini Pro
Main Accessories:	User Manual USB-C Charging Cable
Capacity:	5000mAh / 3.85V / 19.25Wh
USB-C Input:	5V/3A, 9V/2.22A, 12V/1.67A
USB-C Output:	5V/3A, 9V/2.22A, 12V/1.67A
Wireless Charging Output:	5W, 7.5W, 15W
Magsafe Compatibility:	iPhone 12/13/14/15/16/17 Full Series
Product Dimensions:	92.5 × 64 × 9 mm
Product Weight:	105g

Product Introduction



Usage Method

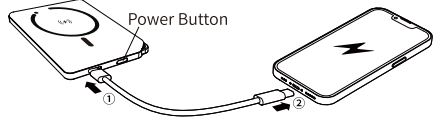
Charging method for smartphones, tablets, etc.

[When used as a wireless charging power bank]

- ① Bring this product close to the back of the iPhone and fix it with the magnet.
 - ② This product is not suitable for phone cases incompatible with MagSafe. When using a phone case, be sure to use a MagSafe-compatible one.
- No case: OK
MagSafe-compatible case: OK
Ordinary case: No

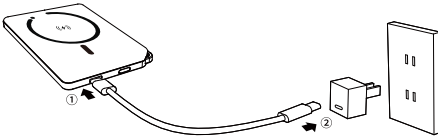


[When used as a power bank]



[How to Charge the Power Bank]

- ① Connect the charging cable to the USB-C port of this product.
- ② Connect the USB-C port at the other end of the charging cable (connected to this product) to a USB-C wall charger.
- ③ Plug the USB-C wall charger into a household socket to start charging.



[Charging 2 Devices Simultaneously is Possible]

- ① Magnetic wireless charging
- ② Connect the charging cable to the input/output compatible USB-C port for charging

[Power Button]

Press the power button once to turn on the power.
Press the power button twice in a row to turn off the power.

Frequently Asked Questions

1: Unable to charge using MagSafe

- ① MagSafe does not support charging devices other than the iPhone 12/13/14/15/16/17 series.
- ② The power bank is not compatible with non-MagSafe phone cases. When using a phone case, be sure to use a MagSafe-compatible one.
- ③ Adjust the charging position of the phone.
- ④ First press the power button once, then attach the phone to the power bank.

2: Unable to turn on the power button

- ① Simply press the power button once to turn it on. There's no need to press and hold or press twice. A sound will be made when pressed, and release your hand immediately after pressing the button.
- ② The battery is low, please charge it as soon as possible.

3: Charging the power bank is very slow.

- ① The USB-C charging cable included with the product is used to charge this product. Using a 5V3A, 9V2A or 12V1.5A charging plug (no need to use your own charging cable), the charger can be fully charged in just 1.5 hours. (Please do not choose a low-voltage charging plug as it will affect the charging time of this product.)

4: When the smartphone cannot charge via MagSafe

- ① If the smartphone model cannot use MagSafe charging, do not use an iPhone case and do not install a MagSafe-compatible metal ring. Choose wireless charging or USB-C charging according to the smartphone model.

FCC Statement

This device complies with Part 15 of the FCC

Rules. Operation is subject to the following two conditions:

(1) This device may not cause harmful interference, and (2) this device must accept any interference received, including interference that may cause undesired operation.

Warning: Changes or modifications not expressly approved by the party responsible for compliance could void the user's authority to operate the equipment.

Note: This equipment has been tested and found to comply with the limits for a Class B digital device, pursuant to Part 15 of the FCC Rules. These limits are designed to provide reasonable protection against harmful interference in a residential installation.

This equipment generates, uses, and can radiate radio frequency energy and, if not installed and used in accordance with the instructions, may cause harmful interference to radio communications.

However, there is no guarantee that interference will not occur in a particular installation. If this equipment does cause harmful interference to radio or television reception, which can be determined by turning the equipment off and on, the user is encouraged to try to correct the interference by one or more of the following measures:

- (1) Reorient or relocate the receiving antenna.
- (2) Increase the separation between the equipment and receiver.
- (3) Connect the equipment into an outlet on a circuit different from that to which the receiver is connected.
- (4) Consult the dealer or an experienced radio / TV technician for help.

The device has been evaluated to meet general RF exposure requirement. The device can be used in portable exposure condition without restriction.

Warranty

To Customers

Thank you for purchasing the power bank, we truly appreciate it. If you have any problems or dissatisfaction with the product within 3 years from the date of purchase, we offer a free replacement or refund (no need to return the product). Please feel free to contact us, and we will reply to you within 24 hours.

Product Name:	Magnetic Wireless Power Bank
Warranty Period:	3 years from the date of purchase
Date of Purchase:	Year Month Day
Customer	Address Name Phone Number ()
Sold by	Selling Store Store Name Phone Number ()