


60*83mm

60mm

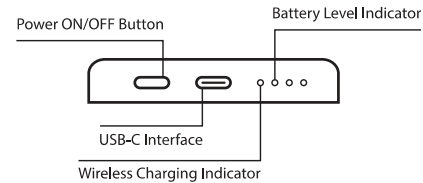
83mm

USER MANUAL

10000mAh | Magnetic Wireless Power Bank



Product Schematic



Product Specification

Model No.:	CDB01-10,YDDY01-10
Battery Capacity:	10000mAh/38.5Wh
Rated Capacity:	6000mAh
USB-C Input:	5V/3A, 9V2A
USB-C Output:	5V/3A, 9V/2.22A, 12V/1.67A
Wireless Charging:	5W, 7.5W, 10W, 15W

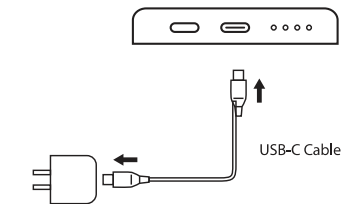
Power Display

Press the on/off button, the LED lights turns on and displays the current power level (as shown below)

LED Lights Display	••••	••••	••••	••••
Left in Power	100%	80%	40%	20%

TIPS: Please charge the power bank promptly when the first power light flashed.

Product Charging Schematic



How to Use

Place the charge flat and attach the phone to it.



Start up and Shutdown

Press the on/off button, the LED light shows the current power and the power bank enters the power-on state. You can charge other devices or directly connect devices with the cable. The LED light shows the current remaining power. Power bank will turn off automatically If it is not charging to other devices after 30 seconds. The LED will turn off and the product will enter the micro-power standby state.

Power Display

1. Magnetic Wireless Charging

For Iphone 14/Iphone 14 mini/Iphone 14 pro(max)/
Iphone 13/Iphone 13 mini/Iphone 13 pro(max)/
Iphone 12/ Iphone 12 mini/Iphone 12 pro(max)

2. Wireless Charging

Apple/Samsung/Huawei/one plus/Xiaomi/OPPO/vivo etc.

Cautions

1. For the first time use, please fully charge the power bank
2. When charging this product or using this product to charge other devices, please choose your own charger and date cable are suitable.
3. Make sure someone is present when charging the power bank, when you go out or leave for a long time, please unplug the power.
4. When the power bank is fully charged. Or when your device is fully charged by the power bank, please unplug the connection cable in time.
5. If the power bank does not have power indication after pressing the on/off button, it may be in a protected state, you can connect it to an external charger to try it.

6. When the power bank is not used for a long time, please keep the power of it at least on 25%. Store it in a cool and dry environment and avoid storing it in a full or no power state for a long time to extend the battery life.

FCC statement

1.This device complies with Part 15 of the FCC Rules. Operation is subject to the following two conditions:

- (1) This device may not cause harmful interference.
- (2) This device must accept any interference received, including interference that may cause undesired operation.

2.Changes or modifications not expressly approved by the party responsible for compliance could void the user's authority to operate the equipment.

Note: This equipment has been tested and found to comply with the limits for a class B digital device, pursuant to Part 15 of the FCC Rules. These limits are designed to provide reasonable protection against harmful interference in a residential installation.

This equipment generates uses and can radiate radio frequency energy and, if not installed and used in accordance with the instructions, may cause harmful interference to radio communications.

However, there is no guarantee that interference will not occur in a particular installation. If this equipment does cause harmful interference to radio or television reception, which

can be determined by turning the equipment off and on, the user is encouraged to try to correct the interference by one or more of the following measures:

- Reorient or relocate the receiving antenna.
- Increase the separation between the equipment and receiver.
- Connect the equipment into an outlet on a circuit different from that to which the receiver is connected.

• Consult the dealer or an experienced radio/TV technician for help.

The device has been evaluated to meet general RF exposure requirement.

The device can be used in portable exposure condition without restriction.



Made in China