



Shen zhen Runicc Wirless Technology Co., LTD

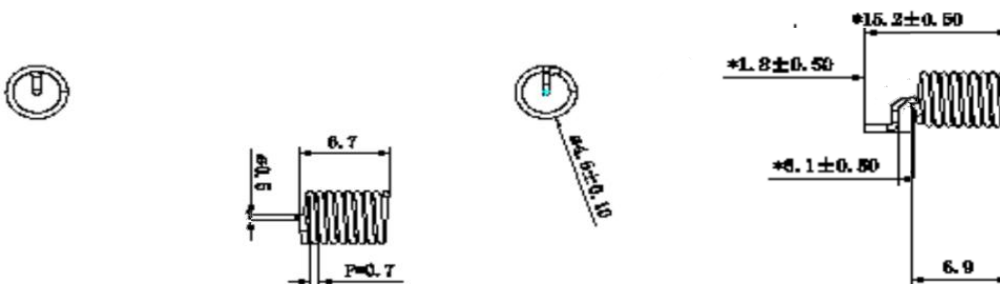
## Antenna Spec.

Customer/Project	HK/SW02	Frequency	560. 5MHz-589. 5MHz
RN P/N		Antenna Gain	1.3dBi
RF. Engineer	Jiang Ning	Approval By	
Structural Engineer	Tong		
Date	2023-05-10		
Customer Confirm			
Shenzhen Runicc Wireless Technology Co., Ltd			

Customer Satisfaction Questionnaire (Please comment on the work of our R & D and PM managers in order to better serve to you)			
RF Engineer	<input type="checkbox"/> Satisfaction	<input type="checkbox"/> Quite Satisfaction	<input type="checkbox"/> Dissatisfaction
Structural Engineer	<input type="checkbox"/> Satisfaction	<input type="checkbox"/> Quite Satisfaction	<input type="checkbox"/> Dissatisfaction
PM Manager	<input type="checkbox"/> Satisfaction	<input type="checkbox"/> Quite Satisfaction	<input type="checkbox"/> Dissatisfaction
Note:			

### 1、Antenna Diagram

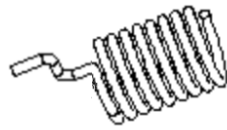
Antenna shape



[www.Runicc.com](http://www.Runicc.com)

Runicc Wireless Technology has possession of proprietary information provided in this report and this proprietary information shall be kept in strict confidence and not disclosed to any person or firm without the prior written consent of Runicc Communication Technology.

The report focuses on the test status of the SW02 main antenna with respect to various electrical performance parameters. the SW02 antenna diagram and the assembly diagram are shown below.



Antenna Diagram

## 2、Antenna test Equipment

Agilent E5071C vector network analyzer is used for antenna input characteristic test; Satimo starlab 3D near-field microwave darkroom is used for antenna radiation characteristic test. And Agilent 8960 E5515 comprehensive tester is used. The OTA coordinates are as follows:

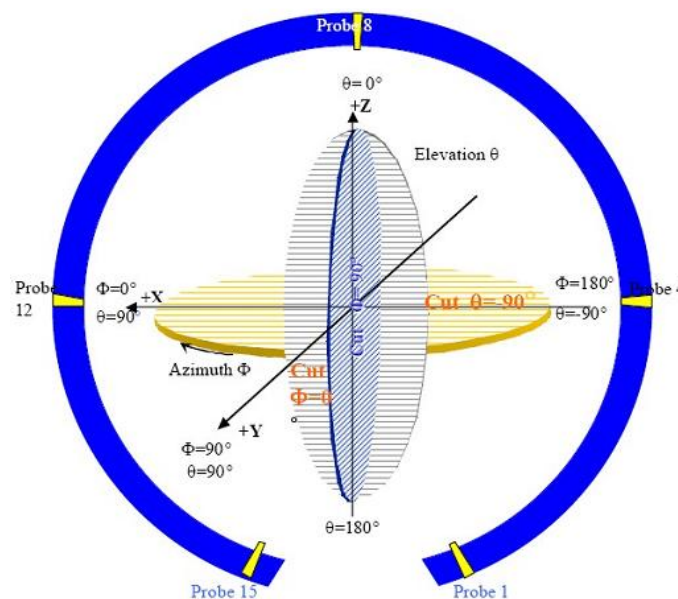


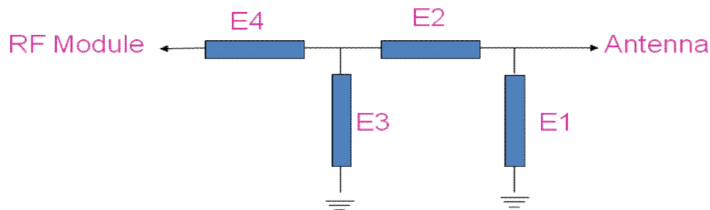
图4 3D微波暗室测试坐标系(back view)

## 3.Antenna matching circuit

The antenna is made of a single spring soldered to the main board. Antenna matching circuit no changed, as follow original main-board .

[www.Runicc.com](http://www.Runicc.com)

Runicc Wireless Technology has possession of proprietary information provided in this report and this proprietary information shall be kept in strict confidence and not disclosed to any person or firm without the prior written consent of Runicc Wireless Technology.



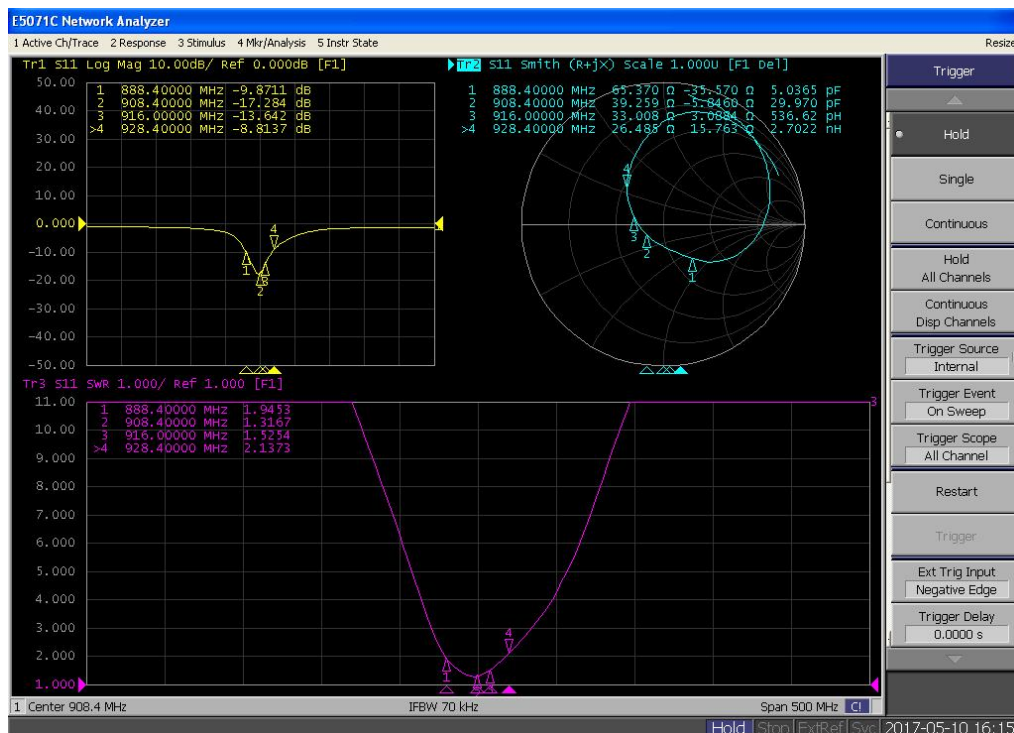
Element	Value
E1(0402)	NA
E2(0402)	0 $\Omega$
E3(0402)	NA
E4(0402)	0 $\Omega$

## 4. Electrical Characteristics

### 4.1 Specification

The SW02 main antenna operates in the frequency band 560.5MHz-589.5MHz; resonance is generated in this band. The following table shows the test specifications for the performance of the SW02 main antenna.

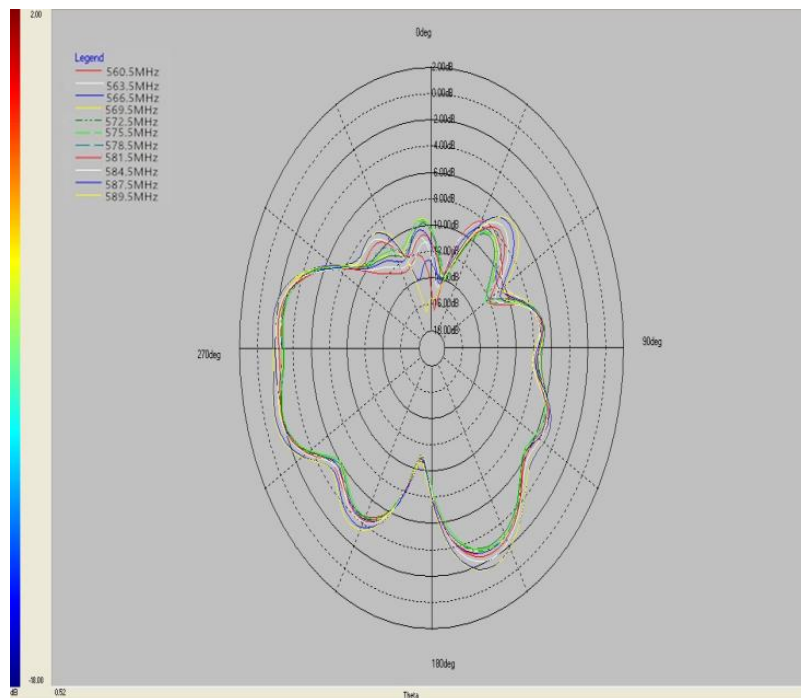
### 4.2 Passive S11 parameter:



[www.Runicc.com](http://www.Runicc.com)

Runicc Wireless Technology has possession of proprietary information provided in this report and this proprietary information shall be kept in strict confidence and not disclosed to any person or firm without the prior written consent of Runicc Wireless Technology.

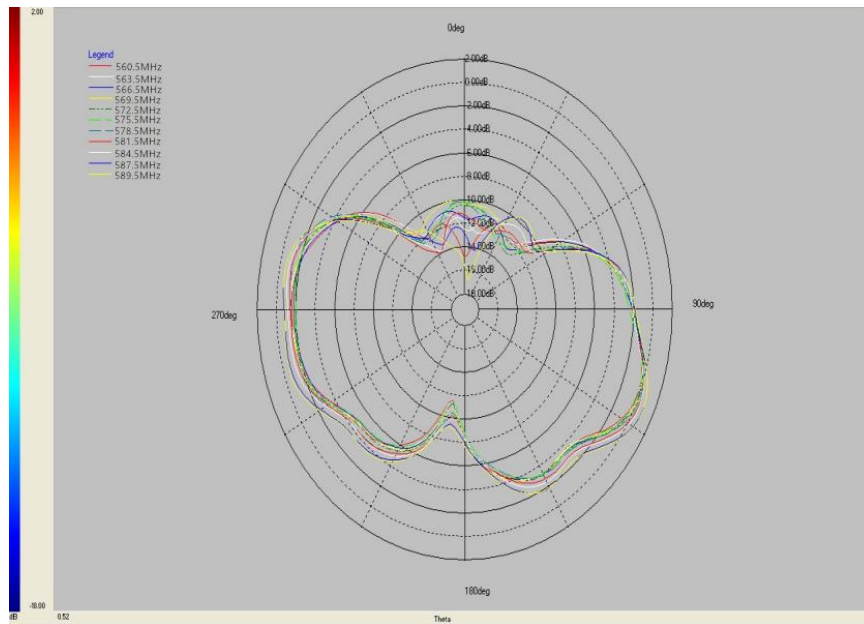
## Direction map:



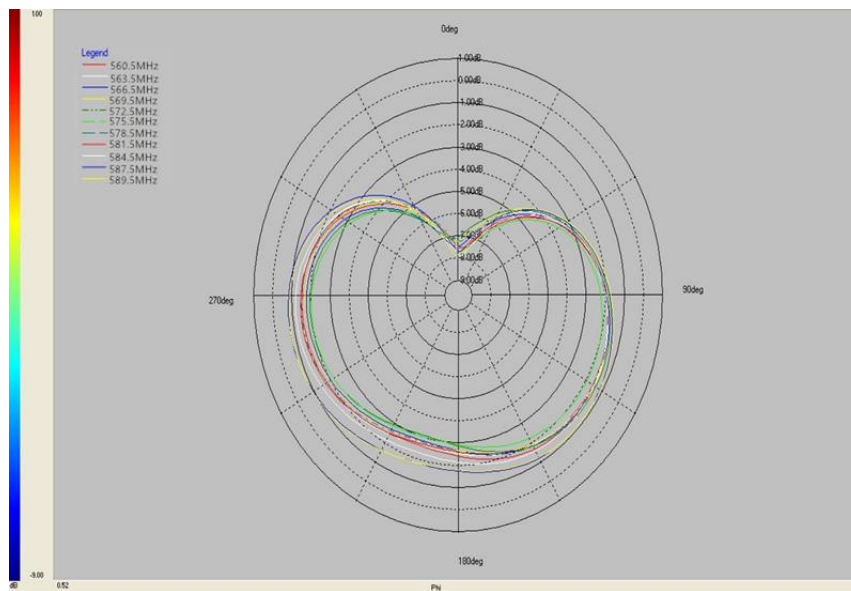
PHI 0°

[www.Runicc.com](http://www.Runicc.com)

Runicc Wireless Technology has possession of proprietary information provided in this report and this proprietary information shall be kept in strict confidence and not disclosed to any person or firm without the prior written consent of Runicc Wireless Technology.



PHI 90°



THETA 90°

[www.Runicc.com](http://www.Runicc.com)

Runicc Wireless Technology has possession of proprietary information provided in this report and this proprietary information shall be kept in strict confidence and not disclosed to any person or firm without the prior written consent of Runicc Wireless Technology.