

使用说明书 Mini PC

注意事项

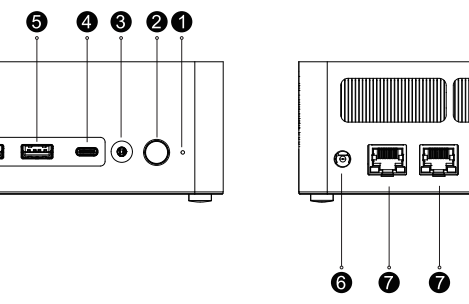
- 产品使用手册及相关软件随时更新,恕不另行通知,如发现与产品使用手册不符,请以实物为准。
- 使用错误型号充电器可能会有爆炸危险,推荐使用原装充电器。
- 消费者若使用电源适配器供电,则应购买配套使用获得CCC认证,并满足标准要求电源适配器。《新消法》第七条第<二>点,“经激活或者试用后价值较大的商品”,不适用“无理由退货”。
- 为充分保障您的权益,建议您在试用、体验后,确定不退货后再行激活。
- 如果电池使用不当会有爆炸危险,只能用同类型或等效类型的电池来更换,用错误型号电池更换会有爆炸危险,务必按照说明处置用完的电池,电池包或组合电池不得暴露在诸如日照、烤火等电池不得暴露在诸如日照、烤火或类似过热环境中。

- 产品在海拔2000米以下非热带地区。
- 请勿靠近水源或潮湿的地方,如浴室、厨房、地下室、游泳池等。
- 确保设备安装放置平稳处,避免本机跌落地面或其它强烈冲击。
- 在阴凉、干燥、通风处存放、使用,请勿靠近辐射热源。
- 设备存放温度:-15℃~45℃
- 尽量避免在强磁、强静电环境下使用。
- 当设备长期不使用,请切断电源,防止在雷雨天受到电击或异常电源电压的损伤。
- 一旦有水或其它液体泼洒到本机上,应立即关机,将本机擦拭、晾干后才使用。
- 切勿使用任何含化学成分清洁剂或其它液体擦拭本机,避免因腐蚀性造成损坏,如确实有必要清洁,请用干燥的软布或中性擦拭。
- 请勿覆盖、堵塞外壳上的通风孔。请勿置于床、沙发、毛毯或类似物体表面使用。
- 请使用可靠接地插座,勿让插座过载,否则会引起火灾或电击。
- 请勿把异物放入设备内,否则可能会引起短路而导致火灾或电击。
- 请勿过度拉扯、扭曲电源线。
- 购买并使用正规品牌的内存和硬盘。
- 本公司对人为非正常的软硬件操作、维修或其他意外情况导致的设备内存资料损失或删除不承担任何责任,也不承担因此而导致的其它损失。
- 请随时备份您的重要资料,以免丢失。
- 请不要自行拆卸本机,否则可能会丢失保修权利。

塑料包装安全警告:
请将塑料包装袋放在婴儿和儿童接触不到的位置,避免窒息危险。

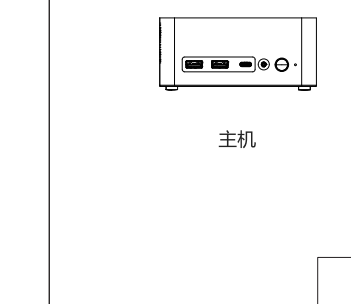
产品介绍

按键及接口布局示意图和说明



- 1 复位键
- 2 电源按钮
- 3 3.5mm音频接口
- 4 Type-C 接口
- 5 USB 接口
- 6 电源适配器接口
- 7 以太网接口
- 8 DP 接口
- 9 HDMI 接口

包装清单



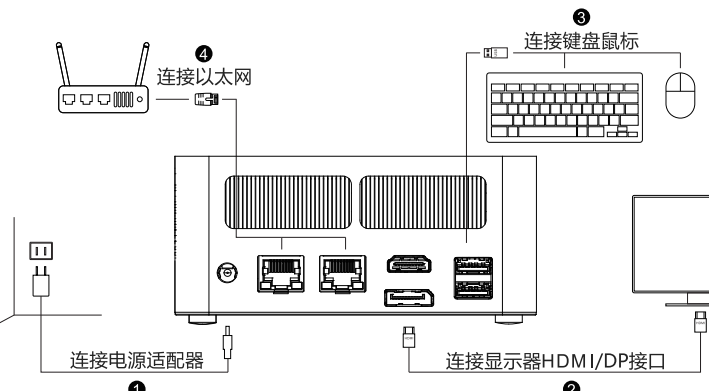
- 主机
- 电源适配器
- HDMI 线
- 使用说明书
- 螺丝包

提示:
说明书中的产品、配件、用户界面等插图均为示意图,仅供参考。由于产品的更新与升级,产品实物与示意图可能略有差异,请以实物为准。

快速安装指南

- 请自行准备有线或无线键盘、鼠标。

- 1. 连接电源适配器接入电源;
- 2. 连接显示器HDMI接口;
- 3. 连接键盘有线键盘鼠标(无线键盘进入系统后连接);
- 4. 连接以太网口接入家用路由器。
- 5. 按下电源键,开机使用。



电脑保修条款说明

一、服务范围

- 产品自销售之日起(以购机发票或三包凭证日期为准)七日内,整机出现电性能故障,您可以选择维修、换货或退货;
- 产品自销售之日起第八日至第十五日(以购机发票或三包凭证日期为准);整机出现电性能故障,您可以选择维修或换货;
- 自您购机之日起一年内(以购机发票或三包凭证日期为准)产品出现主要部件故障,请送至本公司授权服务机构;
- 自您购机之日起一年内(以购机发票或三包凭证日期为准)产品随机配备的外接设备、摄像头、各类卡、线材、喇叭电池等机器内部其它部件出现故障,请送至本公司授权服务机构维修;
- 本公司电脑服务机构只负责咨询和维修业务,退换货请您与销售商联系,退换货时请保证原机的所有附件(随机资料和其它赠品)完好无缺。

二、响应时间

- 为确保您的服务需求得到有效满足,当您的电脑出现故障时,请您首先拨打本公司电脑服务热线进行咨询和报修。

服务细则

2.2小时电话响应:

- 当您接到您的报修电话时,我们的授权服务机构将在2小时内与您取得联系,确定维修事宜。
- 3.7x24小时服务:我司认证的服务机构将为您提供7x24小时。

三、三包凭证

1.保修凭证:

- 您的电脑在保修范围内的硬件故障时,均可凭该电脑的“电脑维修主证书”(含三包凭证)或购机发票享受我们的维修服务;

2.保修起始日期:

- 通常情况下,将以您的购机发票或“电脑维修证书”标注的日期计算。若您不能提供有效的保修凭证,或购买日期超过生产日期45天,我们将以产品的生产日期加45天计算保修日期;

3.在保修范围内维修或更换后的产品或部件:

- 在剩余保修期内继续享有保修,剩余保修期不足3个月的按3个月计算,但对初始保修期在1年以下的产品或部件,在上述情况下,剩余保修期不足30天的按30天计算。

有毒、有害物质或元素情况一览

依据中国政府针对“电子信息产品污染控制管理办法”为控制和减少电子信息产品废弃后对环境造成的污染,促进生产和销售符合环保电子信息产品,保护环境对人体健康,仅提供有关产品可能含有毒及有害物质如下:

部件名称

有毒有害物质或元素

铅(Pb)

汞(Hg)

镉(Cd)

六价铬(Cr6+)

多溴联苯(PBB)

多溴二苯醚(PBDE)

电路板组件

金属外壳

塑料外壳

紧固件

电源

安装硬件

电缆

连接部件

注:

- :表示该有毒有害物质在该部件所有均质材料中的含量均SJ/T11363-2006标准规定的限量要求以下。
- ×:表示该有毒有害物质至少在该部件的某一均质材料中的含量超出SJ/T11363-2006标准规定的限量。

温馨提示:保修条例仅适用于中国。

维修记录表

送修日期

故障描述

故障处理情况

交验日期

维修人员签名

经销商盖章处:(盖章生效)

User manual Mini PC

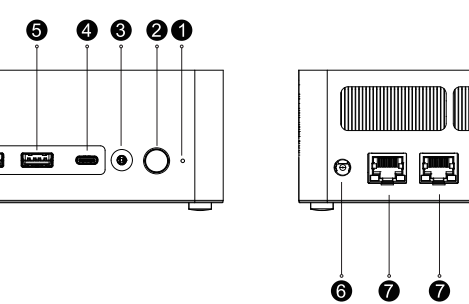
Attention

- This product is suitable for non-tropical areas below 2000 meters above sea level.
- Do not put to damp places, such as bathrooms, kitchens, basements, etc.
- Ensure that the equipment is installed in a stable place to avoid the machine falling or other strong impacts.
- Store and use in a cool, dry and ventilated place, and do not close to the radiation source or heat source.
- Equipment storage temperature: -15C~45C
- When the device is not in use for a long time, please cut off the power to prevent damage from electric shock or abnormal power supply voltage during thunderstorms.
- Once liquid is spilled on the device, it should be shut down immediately, and the machine should be wiped and dried before use.
- Do not use any chemical detergents or liquids to wipe the machine to avoid damage caused by corrosion and moisture. If it is really necessary to clean, wipe it with a soft, dry towel.
- Do not cover or block the ventilation holes. Do not use on beds, sofas, blankets or similar surfaces.
- Please use a reliable grounding socket and do not overload the socket, otherwise it will cause fire or electric shock.
- Do not put external objects into the device, otherwise a short circuit may cause fire hazard or electric shock.
- Do not pull or twist the power cord excessively.
- Please purchase and use genuine brand memory and hard disk.
- Please keep a backup of your important data on time to avoid loss.
- Please do not disassemble the device or the warranty rights will be lost.

Plastic Packaging Safety Warning:
Please keep plastic packaging bags out of reach of infants and children to prevent the risk of suffocation.

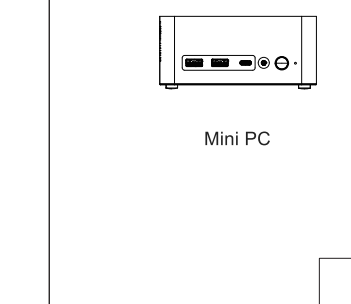
Product Introduction

The layout of buttons and ports



- 1 Reset button
- 2 Power key
- 3 3.5mm audio port
- 4 Type-C port
- 5 USB port
- 6 Adapter port
- 7 Network port
- 8 DP port
- 9 HDMI port

Packing list

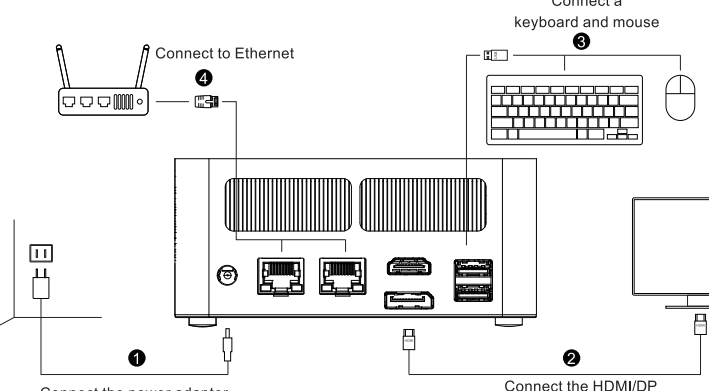


- Mini PC
- Power adapter
- HDMI Cable
- User manual
- Screws

Installation guide

- Please prepare yourself: Wired or wireless keyboards and mouse.

- 1. Connect the power adapter to the power supply;
- 2. Connect the HDMI interface of the display;
- 3. Connect the keyboard to the wired keyboard and mouse (the wireless keyboard can be connected after entering the system);
- 4. Connect to network with a router;
- 5. Press the power button to turn on the machine.



Warranty Terms

① Service scope

- Within seven days from the date of sale of the product (based on the date of the purchase invoice), consumers can choose to repair, exchange, or return if the entire device had electrical performance malfunction;
- From the eighth to fifteenth day from the date of sale of the product (based on the date of the purchase invoice), consumers can choose to repair or exchange the product if there was an electrical performance malfunction;
- Within one year from the date of purchase (based on the date of the purchase invoice), if there is a major component failure in the product, please send it to our authorized service agency for repair;
- Within one year from the date of purchase (based on the date of the purchase invoice), if the external devices, cameras, various boards, wires, speaker batteries, and other internal components of the device that are malfunctions, please send them to our authorized service agency for repair;
- Our computer service organization is only responsible for consulting and repairing. Please contact the seller for returns and exchanges and ensure that all accessories of the original machine are intact;

② Response time

- To ensure the consumers' demands are effectively meet, Please call our service hotline for consultation and repair if malfunctions;

Service Details

2.Two hours phone response:

- When we receive your repair call, our authorized service agency will contact you within 2 hours and confirm maintenance matters;

3. Our certified service agency will provide you with 7 days after-sale service.

③ Service Details

1.Warranty Certificate:

- A hardware failure is supported to maintain under the valid Warranty Certificate or purchase invoice.

2.Warranty start date:

- It will be based on the date indicated on your purchase invoice or warranty certificate. The after-sales service is not supported if unable to provide a valid warranty certificate.

3. Products or components repaired or replaced within the warranty period shall continue to enjoy warranty for the remaining warranty period.

- If the repair period is less than 3 months, it will be calculated as 3 months. However, for products or components with an initial warranty period of less than 1 year, if the remaining warranty period is less than 30 days, it will be calculated as 30 days.

Toxic, harmful substances or elements

According to the Chinese government's "Management Measures for Pollution Control of Electronic Products", in order to control and reduce environmental pollution caused by discarded electronic products, promote the production and sale of low-polluting electronic products, and protect the environment and human health, there are some may contain toxic and harmful substances:

Component

Toxic, harmful substances or elements

(Pb)

(Hg)

(Cd)

(Cr6+)

(PBB)

(PBDE)

Board assembly

Metal shell

Plastic shell

Fastener

Power

Installation Hardware

cable

Connection Components

注:

- : Indicates that the above of the toxic and harmful substances in the component of the device are below the limit requirements specified in the SJ/T11363-2006 standard.
- ×: Indicates that the above of the toxic and harmful substances in the component of the device exceeds the limit requirements specified in the SJ/T11363-2006 standard.

Kindly Remind: The warranty regulations apply to China only.

维修记录表

送修日期

故障描述

故障处理情况

交验日期

维修人员签名

经销商盖章处:(盖章生效)

FCC Warning

This device complies with part 15 of the FCC rules. Operation is subject to the following two conditions: (1) this device may not cause harmful interference, and (2) this device must accept any inte rference received, including interference that may cause undesired operation.

Changes or modifications not expressly approved by the party responsible for compliance could void the user’s authority to operate the equipment.

NOTE: This equipment has been tested and found to comply with the limits for a Class B digital device, pursuant to part 15 of the FCC Rules. These limits are designed to provide reasonable protection against harmful interference in a residential installation. This equipment generates uses and can radiate radio frequency energy and, if not installed and used in accordance with the instructions, may cause harmful interference to radio communications. However, there is no guarantee that interference will not occur in a particular installation. If this equipment does cause harmful interferenceto radio or television reception, which can be determined by turning the equipment off and on, the user is encouraged to try to correct the interference by one or more of the following measures:

- Reorient or relocate the receiving antenna.
- Increase the separation between the equipment and receiver.
- Connect the equipment into an outlet on a circuit different from that to which the receiver is connected.
- Consult the dealer or an experienced radio/TV technician for help.

Radiation Exposure Statement

This equipment complies with FCC radiation exposure limits set forth for an uncontrolled environment. This equipment should be installed and operated with minimum distance 20cm between the radiator and your body.