



# Appendix D

## Photographs

1. SAR measurement System
2. Photographs of Tissue Simulate Liquid
3. Photographs of EUT test position
4. EUT Constructional Details










# 1. SAR measurement System





## 2. Photographs of Tissue Simulate Liquid

<p><b>Photo 1: Tissue Simulant Liquid for Head 835</b></p>	<p><b>Photo 2: Tissue Simulant Liquid for Head 1900</b></p>
	
<p><b>Tissue Simulant Liquid for Head 2300</b></p>	<p><b>Tissue Simulant Liquid for Head 2450</b></p>
	
<p><b>Photo 3: Tissue Simulant Liquid for Head 2600</b></p>	
	






### 3. Photographs of EUT test position

<b>Photo 4: Front side 0mm</b>	<b>Photo 5: Back side 0mm</b>
	
<b>Photo 6: Left side 0mm</b>	<b>Photo 7: Right side 0mm</b>
	
<b>Photo 8: Top side 10mm</b>	
	





### 4. EUT Constructional Details



立讯检测股份  
LCS Testing Lab

立讯检测股份  
LCS Testing Lab

立讯检测股份  
LCS Testing Lab

立讯检测股份  
LCS Testing Lab

立讯检测股份  
LCS Testing Lab

立讯检测股份  
LCS Testing Lab

立讯检测股份  
LCS Testing Lab

立讯检测股份  
LCS Testing Lab

立讯检测股份  
LCS Testing Lab

立讯检测股份  
LCS Testing Lab

立讯检测股份  
LCS Testing Lab



Shenzhen LCS Compliance Testing Laboratory Ltd.  
Add: 101, 201 Bldg A & 301 Bldg C, Juji Industrial Park Yabianxueziwei, Shajing Street, Baoan District, Shenzhen, 518000, China  
Tel: +(86) 0755-82591330 | E-mail: webmaster@lcs-cert.com | Web: www.lcs-cert.com  
Scan code to check authenticity