

Automobili Lamborghini OWS

使用说明
使用前请阅读使用说明书

蓝牙耳机

充电线

说明书

指示灯

触控区

拾音孔

耳机孔

充电孔

Type-C接口

指示灯

耳机

耳机仓

产品参数

1.充电仓参数

输入电压：DC5V

充电接口：Type-C接口

额定输入：5V= 500mA

电池容量：300mAh

充电时间：约1.5小时

包装清单

2.耳机参数

蓝牙名称：Automobili Lamborghini OWS

蓝牙版本：V5.4

蓝牙距离：≥10m

频率响应：20-20KHz

蓝牙协议：AVRCP、A2DP、HFP、HSP

电池容量：3.7V/40mAh

音乐播放时间：约5小时

充电时长：约1.5小时

触摸操作说明

耳机

●连接蓝牙：蓝牙界面搜索蓝牙名称连接“Automobili Lamborghini OWS”
●播放/暂停：单击左/右耳
●接听电话：单击任意耳机，左右均可操作
●拒接电话：长按左/右耳2秒
●挂断电话：单击任意耳机，左右均可操作
●上一曲：长摁左耳2秒
●下一曲：长摁右耳2秒
●启动SIRI：长按三秒，左右耳均可操作
●音量加：双击右耳
●音量减：双击左耳
●开机：开仓耳机取出自动开机
●关机：耳机放入充电盒内关仓,自动关机并充电;
●与手机配对/连接：取出耳机自动连接;

操作流程

①打开充电仓取出耳机

②打开手机蓝牙进行搜索配对

③音乐播放时，单击左/右耳播放，单击左/右耳暂停。

④音乐播放时，长摁左耳2秒上一曲，长摁右耳2秒下一曲

⑤耳机机关：耳机放入充电盒内关仓，自动关机并充电

⑥请使用5V-2.1A以下的充电器充电。在充电时，充电LED灯的红灯闪烁。

注意事项

①请在常温环境中存放以及使用本产品

②请勿将本产品暴露在雨中或是潮湿环境中

③请勿丢掷，避免因跌落造成产品损坏

④请勿自行拆解、修理和改造本产品

⑤请勿使用化学溶剂擦拭本产品

⑥请勿随意丢弃，或至于高温(温度高于60度)与火中，以免引起危险!

⑦蓝牙产品均受环境和距离影响，请勿靠近大电磁场干扰和辐射的环境中使

⑧若长时间不使用蓝牙耳机，请充满电并隔一个星期充一次电，延长蓝牙耳机使用寿命。

凭本卡保修
请注意保留

保修卡

在购买产品时,请完整清楚地填写下列信息，并加盖销售商印章，以保障您的合法权益。

用户档案

____年__月__日

用户名

通信地址

联系电话

电子邮箱

性别

年龄

产品信息

产品名称

产品型号

产品条码/
编号/批号

销售商信息

名称

地址

联系电话

销售日期

发票日期

备注

注：(1)此表应由销售商盖章确认；(2)对于可适用相关“三包”规定的产品，本保修卡等同于“三包”凭证；（3）维修记录以授权服务机构维修凭证为准，申请服务。

合格证


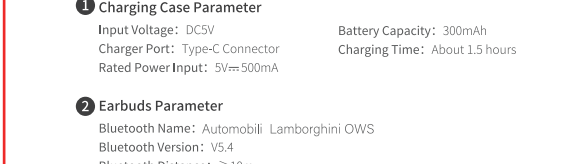

型号：

QC PASS

检验员：

PASS #011

出厂日期：

| | | | | |
|--|---|--|---|---|
| <h2>1 Packing List</h2> <div> <div>1 Bluetooth</div> <div>2 USB Cable</div> <div>3 Instruction Book</div> </div>  | <h2>2 Schematic Description</h2>  | <h2>3 Product Parameter</h2> <div> <div> 1 Charging Case Parameter Input Voltage: DC5V Charger Port: Type-C Connector Rated Power Input: 5V=500mA </div> <div> Battery Capacity: 300mAh Charging Time: About 1.5 hours </div> </div> <div> 2 Earbuds Parameter Bluetooth Name: Automobili Lamborghini OWS Bluetooth Version: V5.4 Bluetooth Distance: ≥10m Battery Capacity: 3.7V/40mAh Music Play Time: About 5 hours Charging Time: About 1.5 hours Frequency Response: 20-20KHz Bluetooth Protocol: AVRCP、A2DP、HFP、HSP </div> | <h2>4 Touch Operation Guide</h2> <p>Earbud</p> <ol style="list-style-type: none"> Connect Bluetooth: Searches for Bluetooth name connection "Automobili Lamborghini OWS" Play/Pause: Click left/right earbuds Answer Calls: Click any headset to perform operations left or right Reject A Call: Long hold left/right earbuds for 2 seconds Ring Off: Click any headset to perform operations left or right Previous Track: Hold the left ear for two seconds Next Track: Hold your right ear for two seconds Start SIRI: Triple click left/right earbuds Volume +: Double click right earbud Volume -: Double click left earbud | <h2>5 Notice</h2> <ol style="list-style-type: none"> Please store and use this product at room temperature. Do not expose this product to rain or humidity. Do not throw to avoid product damage due to falling. Do not disassemble, repair or modify the product. Do not wipe this product with chemical solvents. Do not discard at will, or as for the high temperature (temperature above 60 degrees) and fire, so as not to cause danger! Bluetooth products are affected by the environment and distance, do not use near the environment of large electromagnetic field interference and radiation. If you do not use the Bluetooth earbuds for a long time, please fully charge it and charge it once every week to extend the service life of the Bluetooth earbuds. |
| | | | | <div>  <p>Automobili Lamborghini OWS</p> <p>Instruction manual</p> <p>Please read the instruction manual before use</p> </div> |

FCC Warning Statement: Changes or modifications to this unit not expressly approved by the party responsible for compliance could void the user's authority to operate the equipment. This equipment has been tested and found to comply with the limits for a Class B digital device, pursuant to Part 15 of the FCC Rules. These limits are designed to provide reasonable protection against harmful interference in a residential installation. This equipment generates, uses and can radiate radio frequency energy and, if not installed and used in accordance with the instructions, may cause harmful interference to radio communications.

However, there is no guarantee that interference will not occur in a particular installation. If this equipment does cause harmful interference to radio or television reception, which can be determined by turning the equipment off and on, the user is encouraged to try to correct the interference by one or more of the following measures:

- Reorient or relocate the receiving antenna.
- Increase the separation between the equipment and receiver.
- Connect the equipment into an outlet on a circuit different from that to which the receiver is connected.
- Consult the dealer or an experienced radio/TV technician for help.

This device complies with Part 15 of the FCC Rules. Operation is subject to the following two conditions: (1) this device may not cause harmful interference, and (2) this device must accept any interference received, including interference that may cause undesired operation.

FCC Radiation Exposure Statement

The device has been evaluated to meet general RF exposure requirement.
The device can be used in portable exposure condition without restriction.