

本页不印刷

尺寸: 78×105mm (成品尺寸)


材质: 105g铜版纸

装订: 骑马钉

颜色: 四色

工艺: 过油

备注: 画板四周的红色边框是方便打印
预览, 做货时无需印刷。



CUSTOMER SUPPORT:
DrmpryService@163.com

3 in 1 Wireless Powerbank

User Manual

Contents

| | |
|---|-----|
| Important Safeguards | 1~2 |
| Product Accessories and Specifications... | 3 |
| How to Use | 4 |
| Environment Protection | 5 |
| After-sale service | 6~7 |

IMPORTANT SAFEGUARDS

Basic safety precautions should be followed when using electrical products, especially when children are present.

PLEASE READ ALL INSTRUCTIONS BEFORE USE!

WARNING: To reduce burns, electric shock, fire and personal injury risks, please follow the instructions provided below.

Ensure to keep this manual in a safe place for future reference!

DANGER: To reduce electric shock and other hazards, please pay attention to the instructions and guidelines below:

Precautions for first use:

Only use the device for its intended purpose as outlined in this user manual.

People (including children) who do not have full mental capacity and lack relevant experience and knowledge must use, clean and maintain this device under the supervision and guidance of a caregiver.

Please keep this device out of the reach of children and infants, and do not use it as a toy.

IMPORTANT SAFEGUARDS

Keep the device away from fire or heat sources.

Avoid submerging device in water, to prevent product malfunction.

Avoid using wet hands when handling the charger. Do not pull the power cord and always grip the plug securely with dry hands when plugging or unplugging the charger.

Do not damage, destroy or modify the charging equipment, including forcefully stretching, bending or twisting the charging cable. Never place heavy objects on the charging cable or let the charging cable get stuck between objects.

Do not drop or insert foreign objects into any openings of the device.

Never place the device, charger, or charging cable on a heated surface.

Keep the device away from places with high temperature or humidity, and avoid direct sunlight.

Before cleaning and maintenance, please ensure that the device is not charged and powered off.

Product Accessories and Specifications

Product Accessories



User Manual

Quick Start
Guide

Warranty card

Specifications

Product name: 3 in 1 Wireless PowerBank

Model: M1

Input: 5V=3A 9V=2A 12V=1.5

Output: 5V=3A 9V=2A 12V=1.5

Battery: 10000mAh/37WH

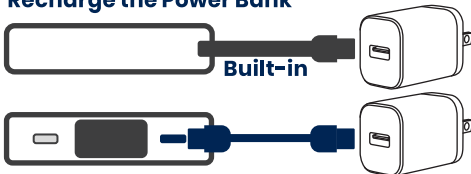
Warranty: 12 months

Size: 104.5mmX71.7mmx23.6mm


Weight: 205g

How to Use

Recharge the Power Bank



Charging Portable Devices



Place Charge



Plug in the lightning port to charge



Plug in the Type-C port to charge

Environment Protection

1. Battery maintenance

Before using the device for the first time, ensure that it is fully charged. Additionally, if the device will be stored for an extended period, please remember to fully charge it before putting it away. To prolong the battery's lifespan, it is recommended to charge it right away when the battery level is low.

2. Battery recycling

This device is equipped with built-in recyclable rechargeable batteries. Once the device reaches the end of its lifespan, it is recommended to safely remove the battery and recycle or dispose of it following local waste management guidelines.

After-sale service

Warranty Coverage

Wireless power bank is warranted against defects in materials and workmanship for a period of 12 months from the date of purchase.

Available via email:
DrmpyService@163.com

Contact us on Amazon:

- a. Enter "Your Orders" in your Amazon account;
- b. Find the corresponding order;
- c. Select "Order Issues" and choose a topic;
- d. Select "Contact Seller"

After-sale service

We hope you find great satisfaction in using Wireless power bank. However, if you have any questions or encounter any problems reach out to us via email. We are committed to addressing all your questions and resolving all your problems to your satisfaction.

Email: DrmpyService@163.com

Support hours:

Monday to Friday: You will receive a reply from us within 24 hours.

Weekends: You will receive a reply from us within 48 hours.



CUSTOMER SUPPORT:
DrmpryService@163.com



Made in China

FCC Caution

This device complies with Part 15 of the FCC Rules. Operation is subject to the following two conditions: (1) This device may not cause harmful interference, and (2) this device must accept any interference received, including interference that may cause undesired operation.

Any changes or modifications not expressly approved by the party responsible for compliance could void the user's authority to operate this equipment.

This equipment has been tested and found to comply with the limits for a Class B digital device, pursuant to Part 15 of the FCC Rules. These limits are designed to provide reasonable protection against harmful interference in a residential installation. This equipment generates, uses and can radiate radio frequency energy and, if not installed and used in accordance with the instructions, may cause harmful interference to radio communications. However, there is no guarantee that interference will not occur in a particular installation. If this equipment does cause harmful interference to radio or television reception, which can be determined by turning the equipment off and on, the user is encouraged to try to correct the interference by one of the following measures:

- Reorient or relocate the receiving antenna.
- Increase the separation between the equipment and receiver.
- Connect the equipment into an outlet on a circuit different from that to which the receiver is connected.
- Consult the dealer or an experienced radio/TV technician for help.