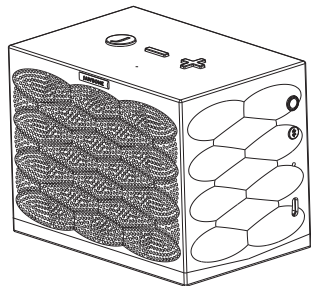


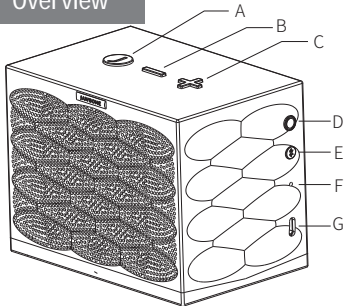
# J-Cubic Bluetooth Speaker



Brilliant colors  
Superb sound quality  
Fashionable trends

## User Manual

### Overview



- A Play / Pause
- B Volume -
- C Volume +
- D Power Key
- E BT Pair Key
- F Microphone
- G Type-C charging port

### Packing list

- Bluetooth portable speaker\*1
- Type-C charging cable\*1
- User manual\*1

PKCC  
This equipment has been tested and found to comply with the limits for a Class B digital device, pursuant to Part 15 of the FCC Rules. These limits are designed to provide reasonable protection against harmful interference in a residential installation. This equipment generates uses and can radiate radio frequency energy and, if not installed and used in accordance with the instructions, may cause harmful interference to radio communications. However, there is no guarantee that interference will not occur in a particular installation. If this equipment does cause harmful interference to radio or television reception, which can be determined by turning the equipment off and on, the user is encouraged to try to correct the interference by one or more of the following measures:  
-- Reorient or relocate the receiving antenna.  
-- Increase the separation between the equipment and receiver.  
-- Connect the equipment into an outlet on a circuit different from that to which the receiver is connected.  
-- Consult the dealer or an experienced radio/TV technician for help.  
This device complies with part 15 of the FCC Rules. Operation is subject to the following two conditions:  
(1) This device may not cause harmful interference, and (2) this device must accept any interference received, including interference that may cause undesired operation.  
Changes or modifications not expressly approved by the party responsible for compliance could void the user's authority to operate the equipment.

### Product Introduction

Thank you for choosing the J-Cubic Bluetooth speaker. J-Cubic is a fashionable and trendy desktop Bluetooth speaker with brilliant colors and strong sound quality. The overall design is simple and atmospheric, allowing you to enjoy the charm of no "line". Specially using Bluetooth V5.3 Bluetooth technology, it has high stability, low power consumption, fast speed, and long transmission distance; More innovative functional applications, I believe the experience will be very enjoyable. To help you better use this product, please read the user manual carefully before operation.

### Note

In order for users to use the player correctly and ensure good performance, please read and follow carefully:

- Do not severely impact the host.
- Do not come into contact with chemicals such as benzene and diluents.
- Please do not approach strong magnetic or electric fields.
- Please avoid direct sunlight or heating appliances.
- Do not disassemble, repair, or modify on your own.
- When listening at a higher volume, please pay attention to controlling the listening distance to avoid adverse effects on your hearing.
- Abandoned packaging, batteries, and old electronic products should be properly classified and disposed of.
- Please use a charging device with an output voltage not exceeding 5V/2A to avoid damage to the lithium battery or device.
- Do not expose this product to rain, moisture, dripping or splashing of any liquid.
- Do not allow this product to be near high temperature heat sources, and do not bake or blow dry at high temperatures.

### Functional characteristics





Bluetooth audio	5.3Bluetooth+ Bluetooth broadcasting
Receive distance	10m(Maximum reception)
Battery capacity	5800mAh
Play time	20 hours (Music playback time)
Built-in microphone	High sensitivity, automatic noise suppression, clear communication
Smart battery	Check the speaker's battery level
Working current	95mA
Material quality	AL+ABS+silicone



### Play operation

#### • Play music operation

When the machine is turned on, it automatically detects and recognizes external devices. After turning on, it enters Bluetooth mode and automatically recognizes playback. The latter takes priority and can also switch playback modes on its own.

### Function Introduction

On/Off charging	Red light on when charging and change to white when battery is full
 Power Key Button	Press the power button for 1.5s to turn on/off the device
 BT Pair Key Button	Press the BT button for 2s into pairing mode
 Volume + Key Button	Short click, the volume upper 1 step total 14 steps
 Volume - Key Button	Short click, the volume reduce 1 step total 14 steps

 Logo Play / Pause Key Button	Press logo button, play/pause
	Enter broadcasting mode when press the logo button for 3s, and quit the mode when press 3s again
 Press power button	If a incoming call when connected, click logo button can answer the phone and shift the different devices from 1 to another when click the logo
	Supported 8 BT devices in the flash
	Click the power button device report the battery level
	When charging, it reports charging
	low battery, recharge battery now
Mobile phone synchronized display of battery level	Battery is under a quarter full
	Battery is about half full
	Battery is about 3 quarters full
	Battery is about full
	IOS and most of the Andrid phone can show the battery level and