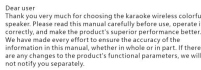


K-song wireless colorful speaker



Speaker accessories

Your BT speaker includes the following accessories:

1 speaker, 2 microphones 1 charging cable instructions

Product features

1. Support BT music playback
2. Support BT reconnection function
3. Support for USB drives
4. Support for karaoke
5. Support voice cancellation
6. Supports dazzling lighting effects
7. Support Magic Sound

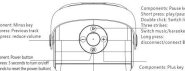
| Product parameters | |
|------------------------|---|
| External interface | Type-C charging interface USB interface |
| Product specifications | Diameter: 172 * 142 * 124mm Microphone: 151.7 * 35MM |

| Basic parameters | |
|-----------------------|-----------------------------|
| Rated output power | 2×3W |
| Maximum output power | 2×5W |
| Report rate number | 275dB |
| Battery capacity | 1800mAh (microphone 500mAh) |
| Horn specifications | 57mm 4Ω 3W |
| Vocal tract | stereo |
| TF supports formats | Musik Format MP3 / AAC |
| transmission distance | 8-10W |
| BT 5.3 | HSP/HFP/A2DP |

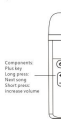
| Power parameters | |
|--------------------------|---|
| Rated voltage | DC 3.7V |
| Built in lithium battery | Speaker: 3.7V 1800mAh microphone: 3.7V 500mAh |
| BI frequency | 2.402GHz-2.480GHz |
| Charging voltage | Speaker: DC-5V <850mA microphone: <500mA |
| Charging time | Speaker: 3.5±0.5小时 microphone: 1.5±0.5小时 |
| Audio playback time | The maximum volume is about 45 hours Medium volume for approximately 9 hours |

Key UI definition

Shutdown: When the speaker is not in use, press and hold the " " button to shut down to prevent power loss. Low voltage alarm and automatic shutdown function: When the battery level is below 10%, the speaker will emit a prompt sound. At this time, the speaker should be charged in a timely manner. When the battery level is below 3%, the machine will automatically shut down.



Long press: Next song
Short press: increase volume



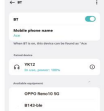
| | |
|-----------------|--|
| Components: | |
| Plus key | |
| Long press: | |
| Next song | |
| Short press: | |
| Increase volume | |

BY function

1. Press and hold the  button for about 3 seconds to turn on the speaker accompanied by a startup sound. The blue light on the speaker will flash quickly and the speaker will be in standby search mode.

2. There is an icon on the phone, "BT" indicating that the BT speaker has been successfully connected. At this time, the blue light is constantly on, and the entire pairing time is about 1 minute. The timing of pairing BT devices may also vary. The first use is necessary for BT device and speaker authentication memory and pairing is no longer necessary for the second use. The speaker will automatically connect to the last connected device. After a successful connection, there will be an icon on the phone, "BT", and then music selection

4. **BT automatic connection function:** After the BT connection is successful, when it exceeds the effective distance, it will automatically disconnect and return to the effective distance. After that, the BT speaker will automatically connect again.



Colorful lighting functions

- **55 light effect = indicator light effect**
- **Buena Vista Breath Light**

2. Gradient breathing light
3. Breathing light
4. Spectrum lamp
5. Sorting light

7. Spectrum light + gradient breathing light (playing music spectrum, pausing gradient breathing)
8. Tri color spectrum light + blue light always on (playing music on, blue, green spectrum light, pausing blue light always on)
9. Turn off the lights

USB function

When inserting a USB drive in the boot mode, the speaker will automatically switch to USB mode and emit a prompt sound. After 2 seconds, the song will automatically play, and there must be an MP3 format audio file in the USB drive.

Simplified usage

3. **Power on status:** The blue light flashes quickly when turned on, and the blue light remains on when connected to the speaker, the Karaoke mode. After turning on the speaker, the microphone and the machine will automatically connect. After connecting, you can enter the singing Karaoke software. Click on the handheld microphone icon to select options such as singer, category, and choir. Hot songs are recommended below. Click on one of the recommended hot songs, then click on the K song. Network support is required during this process! When the song is 100%

you can sing your favorite music (Android/iPhone). This process requires network support. When the song is loaded to 100%, you can sing your favorite music (Android/iPhone).

Indicator light status

1. The music automatically enters the marquee effect
2. Spectrum light + gradient breathing light (playing music spectrum, pausing gradient breathing)
3. Tri color spectrum light + blue light *always on* (playing music with red, blue, green spectrum light, pausing blue light *always on*)
4. When charging: The red light is on, and when fully charged, the red light is off

matters needing attention

- 3. Do not expose the product to rain or damp environments; b. Do not disassemble, repair, or modify this product by yourself.
- 4. Please store and use this product at room temperature.
- 5. Do not touch or drag to avoid product damage caused by falling;
- 6. Please use a power supply with the rated voltage of the speaker for charging;
- 7. Unauthorized disassembly will void the warranty;
- 8. Prolonged exposure to high volume may cause hearing damage, and excessive volume should be avoided.
- 9. Note: If the battery is not replaced properly, there is a risk of explosion, and only the same or equivalent type of battery can be used for replacement;
- 10. A warning that the battery must not be exposed to environments such as sunlight, fire, or similar overheating.
- 3. Please use a power adapter that has obtained CCC certification and meets relevant standards.
- 4. Please charge using the correct method.

Usage and storage environment

- | | |
|---------------------------|-----------------------------|
| 1. Operating environment | 2. Storage environment |
| Temperature: 0 °C ~ 40 °C | Temperature: -30 °C ~ 60 °C |
| Humidity: 0% ~ 85% RH | Humidity: 0% ~ 90% RH |

| Frequently asked questions | |
|--|--|
| fault | Solution |
| Multiple unsuccessful pairing attempts | Turn off the speaker and restart it, or turn off BT on the phone and then turn it on again |
| Music playback breaks | Is the connection distance outside the range or is there an obstacle between the speaker and the phone |
| Play Silent | Check if the speaker has a minimum sound level |
| Unable to power on | Is the built-in battery of the speaker charged |
| The power light is not on | Check if the charging interface is properly plugged in |
| Make phone calls without calling | The number of calls dialed is incorrect, for example, query-call: 1900680595 |

This device complies with part 15 of the FCC Rules. Operation is subject to the following two conditions: (1) This device may not cause harmful interference, and (2) this device must accept any interference received, including interference that may cause undesired operation.

Any Changes or modifications not expressly approved by the party responsible for compliance could void the user's authority to operate the equipment.

Note: This equipment has been tested and found to comply with the limits for a Class B digital device, pursuant to part 15 of the FCC Rules. These limits are designed to provide reasonable protection against harmful interference in a residential installation. This equipment generates uses and can radiate radio frequency energy and, if not installed and used in accordance with the instructions, may cause harmful interference to radio communications. However, there is no guarantee that interference will not occur in a particular installation. If this equipment does cause harmful interference to radio or television reception, which can be determined by turning the equipment off and on, the user is encouraged to try to correct the interference by one or more of the following measures:

- Reorient or relocate the receiving antenna.
- Increase the separation between the equipment and receiver.
- Connect the equipment into an outlet on a circuit different from that to which the receiver is connected.
- Consult the dealer or an experienced radio/TV technician for help.

FCC Radiation Exposure statement

The device has been evaluatec to meel general RF exposure requirement. The device can be used in porlable exposure condition without restriction.