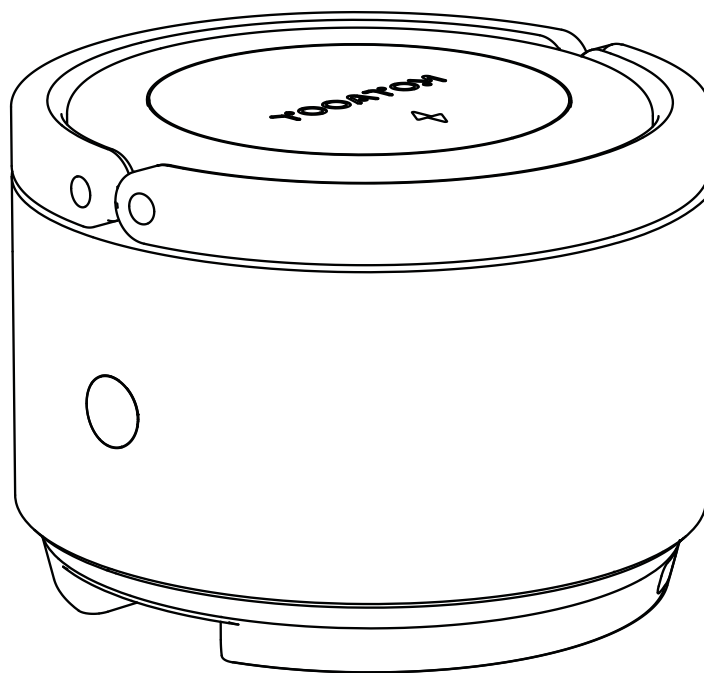


# YOOA YOM | Power Dock



Model Number: YPD800

## User Manual

## IMPORTANT SAFETY INSTRUCTIONS



### WARNING

Incorrect usage of this product may lead to fires, damage to property, or personal injury. Please refer to the following safety guidelines when using this product.

### Product Disclaimer

- Please read all safety tips, warning notices, terms of use, and disclaimers carefully before using this product.
- Before using this product, please make sure to read the entire user manual and familiarize yourself with its functions. YOOATOM will not be held liable for any personal injury, product damage, or property loss caused by improper operation of this product. Do not use any parts or components that are not provided or recommended by YOOATOM. It is essential to strictly follow YOOATOM's instructions for the use or installation of this product in order to receive after-sales service.
- Please be aware of the terms of use and disclaimers on the YOOATOM official website. Users bear full responsibility for all use and operation. Familiarize yourself with the relevant regulations in your area. It is your responsibility to understand all applicable regulations and use YOOATOM products in a compliant manner.

### Product Usage

1. It is strictly prohibited to expose the product to any liquids. Do not immerse the product in water or get it wet. Avoid using the machine in rainy or damp environments, as it can cause electrical shorts and even lead to explosions.
2. Children or individuals with special needs should use it under the supervision of a guardian.
3. Do not impact the machine. Do not place heavy objects on the machine.
4. It is strictly prohibited to use non-officially provided components. If replacement is necessary, please refer to the YOOATOM official website for relevant purchasing information. YOOATOM is not responsible for any product accidents or malfunctions caused by the use of non-officially provided products or components.

5. To reduce risk of damage to the electric plug and cord, pull the plug rather than the cord when disconnecting the power pack.
6. Do not use a battery pack or appliance that is damaged or modified. Damaged or modified batteries may exhibit unpredictable behavior resulting in fire, explosion or risk of injury.
7. Do not operate the power pack with a damaged cord or plug, or a damaged output cable.
8. It is prohibited to disassemble the product or puncture it with any sharp objects. Doing so may cause product malfunctions or fires.
9. To reduce the risk of electric shock, unplug the power pack from the outlet before attempting any instructed servicing.
10. When charging the internal battery, work in a well ventilated area and do not restrict ventilation in any way.
11. Do not expose a power pack to fire or excessive temperature. Exposure to fire or temperature above 266°F/130°C may cause an explosion. If the operating environment temperature is too high (above 140°F/60°C), it may cause the battery to catch fire or even explode. If the operating environment temperature is too low (below -4°F/-20°C), the product's performance will be significantly reduced and may not meet normal usage requirements. Please wait for the device to return to a normal temperature before using it again.
12. Have servicing performed by a qualified repair person using only identical replacement parts. This will ensure that the safety of the product is maintained.
13. It is strictly prohibited to use the machine in environments with strong static electricity or magnetic fields, as it may result in improper operation. In such cases, the machine's protective functions may malfunction, leading to serious equipment failures.
14. If the machine experiences a severe impact or is subjected to a strong fall, it should not be used again.
15. If the product accidentally falls into water during use, place it in a safe and open area. It is important to keep a safe distance from the product until it is completely dry. Once the product is dried, it must not be used again and should be properly disposed of according to the guidelines provided in this document. In the event of a fire, it is recommended to use appropriate fire extinguishing equipment such as water or mist, sand, fire blankets, dry powder extinguishers, or carbon dioxide extinguishers.
16. Do not place the machine in a microwave oven or pressure cooker.
17. It is strictly prohibited to use wires or other metal objects to cause a short circuit in the product.
18. If there is dirt or debris on the machine's interface, use a dry cloth to clean it. Otherwise, it may result in poor contact, leading to energy loss or inability to charge properly.
19. If you encounter any issues with the product, please contact YOOATOM official customer support promptly. It is important to avoid attempting any self-repairs or opening the product on your own.
20. Risk of Explosion. This equipment has arcing or sparking parts which should not be exposed to flammable vapors.

SAVE THESE INSTRUCTIONS

## Product Charging

1. The machine must be charged using the YOOATOM official designated charging cable and adapter. YOOATOM will not be responsible for any consequences resulting from charging with a non-official designated charging cable.
2. Please place the machine on a flat surface that is free from flammable or combustible materials while charging. It is important to supervise the product during charging to prevent any accidents.
- After continuous full discharge, the product's battery may be in a high-temperature state. Please wait for the machine to cool down to room temperature before charging.
4. The AC outputs are disabled while the machine is charging.

## Storing And Transporting

1. Please store the machine in a place where children cannot reach it. If a child accidentally swallows any components, seek immediate medical attention.
2. If the machine indicates a critically low battery level after use, please recharge it before storing. Otherwise, long-term storage with a depleted battery may lead to battery damage. If the machine's battery level is severely low and it will be idle for an extended period, the battery will enter deep sleep mode. To wake the battery from deep sleep, the machine needs to be charged.
3. Do not near a heat source, such as placing it inside a hot car on a hot day, near an open flame, or near a heating stove.
4. The environment where the machine is stored should be kept dry. Do not place the machine in water or in places where water leakage is possible.
5. It is prohibited to store or transport the machine together with glasses, watches, metal necklaces, hair clips, or other metal objects.
6. If you need to use courier or logistics services to transport the machine with its battery, please ensure that the battery level is reduced to below 30%. It is recommended to transport the machine in its original packaging to minimize the risk of damage during transportation.

## Product Battery Disposal

1. It is essential to completely discharge the machine's battery before placing it in the designated battery recycling bin. Batteries are hazardous chemicals and must not be disposed of in regular trash bins. Please follow local laws and regulations regarding battery recycling and disposal.
2. Dispose of the product if the power cannot be turned on after over-discharging.

## Product Maintenance

1. Temperature for normal use and storage of this product is -4°F to 104°F (-20°C to 40°C) and temperature for optimal use and storage of this product is 68°F to 77°F (20°C~25°C).
2. If the product is not used for a long time, the battery life may be reduced.
3. Discharge the Power Dock to 25%, then charge to 75% every 3 months to keep the battery healthy.

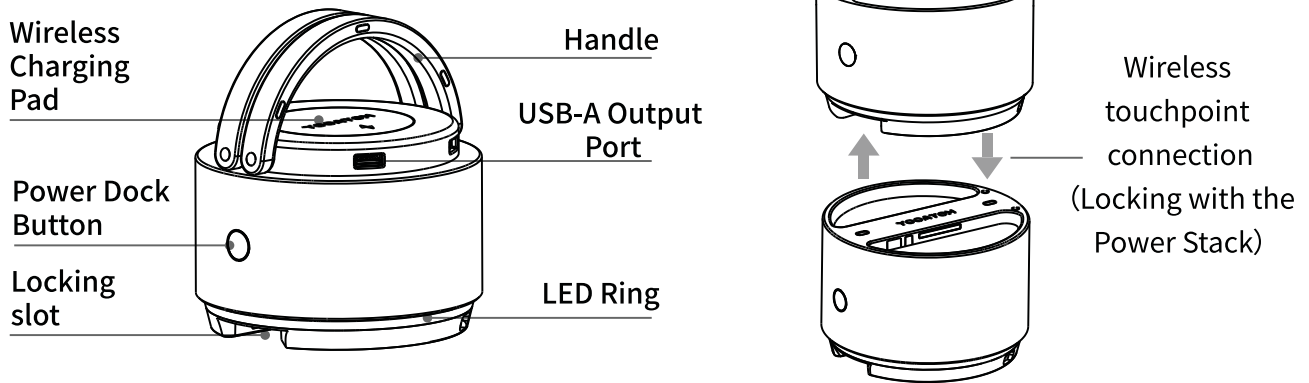
## Boarding Guidelines

1. We are unable to carry the Power Dock of the Origin800 on board.
2. Please refer to the specific terms and regulations of each airline for more information. YOOATOM bears no responsibility for any consequences resulting from disregarding the regulations set by the airlines.

## Force Shutdown/Unlock

- \* When the Power Dock does not respond to its button, first unplug all wires, then press the button five times in a row to force shutdown.
- \* When unable to unlock the Power Dock from the Power Stack normally, press the button on Power Stack four times in a row to force unlock. Please note, make sure the Origin 800 is placed on a stable surface, do not lift it up to prevent from falling down when unlocking, causing a safety hazard.

## Power Dock



- After stacking Power Dock on the Power Hub, the handle of the Power Dock cannot be directly used to lift it up.

## User Instructions

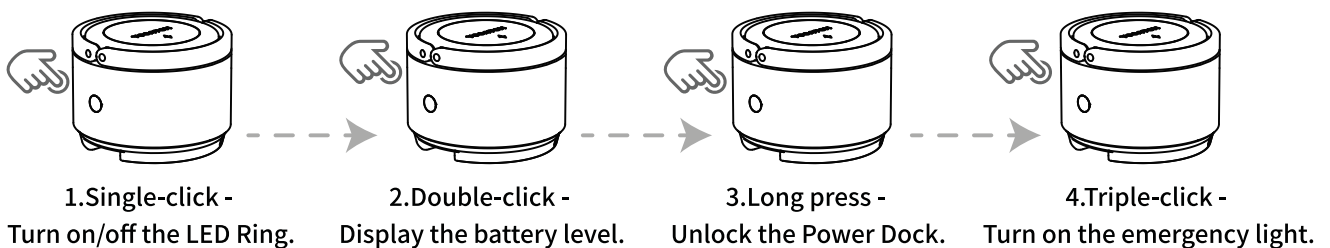
### ● First, Choose one Charging Way to:

1. DC Charging — Please connect the power cord to the USB-C charging port, ensuring that the power cord is connected to a power source.
2. Wireless touchpoint charging — Please connect the bottom of the Power Dock to another powered Power Stack/Power Dock, aligning it with the locking slot.


### ● Second, Start to use:

1. Please connect the device to the USB-C port of the Power Dock using the power cord. Ensure that the power of the device being used does not exceed 60W.
2. Please connect the device to the USB-A port of the Power Dock using the power cord. Ensure that the power of the device being used does not exceed 18W.
3. Please place the device with wireless charging capability on the wireless charging pad of the Power Dock to initiate wireless charging.

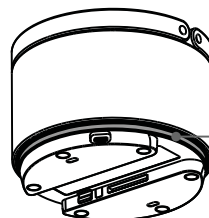
### ● About Power Dock Button:



USB-C  
Two-way Port



LED Ring



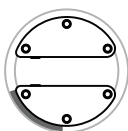
## About LED Ring

### ● LED Ring alarm light effect:

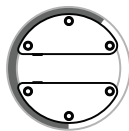
- a. **Low Battery** - Power Dock battery is below 10%, LED Ring flashing red lights. Please charge promptly.
- b. **Locking failure/Unlocking failure** - Power Dock and Power Stack locking/unlocking failed, LED Ring with red circle light effect. Please try locking or unlocking again.
- c. **Overload** - Power Dock connected to a device exceeding 60W, LED Ring flashing red lights. Please disconnect the device immediately.
- d. **Overtemperature** - Power Dock temperature is either too high or too low, preventing charging or discharging.

### ● LED Ring operation light effect:

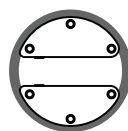
- a. Successful locking and unlocking of the Power Dock and Power Stack, indicated by a blue LED Ring.
- b. Battery level-Red light for battery level  $\leq 20\%$ , Yellow light for battery level  $> 20\%$  and  $\leq 60\%$ , Blue light for battery level  $> 60\%$ .



The battery level  
Battery  $\leq 20\%$  (**Red**)



The battery level  
 $20\% < \text{Battery} \leq 60\%$   
(**Yellow**)



The battery level  
Battery  $> 60\%$  (**Blue**)

# Specifications

Capacity	86.4Wh
Type	LiFePO4(Lithium Iron Phosphate)
Output	USB-C Two-way (60W max) Port*1 / USB-A Output Port 18W *4
	Wireless Charging Pad (Output) 10W *1
Input	USB-C Two-way (65W max) Port*1
Dimensions(L*W*D)	124*124*89 mm
Weight	1.2 kg
Storage Temperature	-20~40°C
Discharge temperature	-10~40°C
Charging temperature	0~40°C

# Warranty Card

Device model		User name	
Serial number		Phone number	
Dealer name		Mailing address	
Dealer phone number		Date of sale	

Dear customer,

Thank you for purchasing our product.

To ensure your rights and interests, please carefully read the following information:

1.From the date of purchase, you can enjoy a one-year free warranty. The purchase time will be based on the valid receipt or invoice.

2.For warranty service, please present this card along with the valid receipt or invoice.

For customers outside the local area requiring repairs, please send the warranty card, valid receipt, and the product to the designated repair center.

3.The following situations are not covered by the warranty during the warranty period:

- a. Damage caused by human factors.
- b. Damage caused by external forces.
- c. Malfunctions caused by improper operation as per the user manual.
- d. Traces of self-disassembly.



## FCC COMPLIANCE STATEMENTS

### FCC Compliance Statements

This device complies with Part 15 of the FCC Rules. Operation is subject to the following two conditions: (1) this device may not cause harmful interference, and (2) this device must accept any interference received, including interference that may cause undesired operation.

Note: This equipment has been tested and found to comply with the limits for a Class B digital device, pursuant to Part 15 of the FCC Rules. These limits are designed to provide reasonable protection against harmful interference in a residential installation. This equipment generates, uses and can radiate radio frequency energy and, if not installed and used in accordance with the instructions, may cause harmful interference to radio communications. However, there is no guarantee that interference will not occur in a particular installation.

If this equipment does cause harmful interference to radio or television reception, which can be determined by turning the equipment off and on, the user is encouraged to try to correct the interference by one or more of the following measures:

- Reorient or relocate the receiving antenna.
- Increase the separation between the equipment and receiver.
- Connect the equipment into an outlet on a circuit different from that to which the receiver is connected.
- Consult the dealer or an experienced radio/TV technician for help.

Caution: Changes or modifications not expressly approved by the party responsible for compliance could void the user's authority to operate the equipment.

This equipment complies with FCC radiation exposure limits set forth for an uncontrolled environment. This equipment should be installed and operated with minimum distance 20cm between the radiator and your body.