



RF - TEST REPORT

- Human Exposure -

Type / Model Name : G4767A

Product Description : Multisampler

Applicant : Agilent Technologies Deutschland GmbH

Address : Hewlett-Packard-Strasse 8

76337 Waldbronn, Baden-Württemberg

GERMANY

Manufacturer : Agilent Technologies Singapore (International) Pte. Ltd.

Address : No. 1 Yishun Ave 7

SINGAPORE 768923

SINGAPORE

Test Result according to the standards
listed in clause 1 test standards:

POSITIVE

Test Report No. : **80192415-02 Rev_0**

09. August 2024

Date of issue



Deutsche
Akkreditierungsstelle
D-PL-12030-01-00

FCC ID: 2BGE529G4767X

Contents

1	<u>TEST STANDARDS</u>	3
2	<u>EQUIPMENT UNDER TEST</u>	4
2.1	Information provided by the Client	4
2.2	Sampling	4
2.3	Photo documentation of the EUT	4
2.4	Equipment type, category	4
2.5	Short description of the equipment under test (EUT)	5
2.1	Variants of the EUT	5
2.2	EUT operation mode	5
2.3	Antenna	5
2.4	Power supply system utilised	5
3	<u>TEST RESULT SUMMARY</u>	6
3.1	Revision history of test report	6
3.2	Final assessment	6
4	<u>TEST ENVIRONMENT</u>	7
4.1	Address of the test laboratory	7
4.2	Environmental conditions	7
4.3	Statement of the measurement uncertainty	7
5	<u>HUMAN EXPOSURE</u>	8
5.1	Whole-body exposure ERLs (100 kHz to 300 GHz)	8
6	<u>USED TEST EQUIPMENT AND ACCESSORIES</u>	11

ATTACHMENT A and ATTACHMENT B as separate supplement

FCC ID: 2BGE529G4767X

1 TEST STANDARDS

The tests were performed according to following standards:

FCC Rules and Regulations Part 1, Subpart I - Procedures Implementing the National Environmental Policy Act of 1969

Part 1, Subpart I, Section 1.307	Actions that may have a significant environmental effect, for which Environmental Assessments (EAs) must be prepared.
Part 1, Subpart I, Section 1.1310	Radiofrequency radiation exposure limits
Part 1, Subpart 2, Section 2.1093	Radiofrequency radiation exposure evaluation: portable devices.
KDB 447498 D04 v01	RF Exposure procedures and equipment authorisation policies for mobile and portable devices, November 29, 2021.
IEEE C951: 2019 / Cor.2: 2020	IEEE Standard for Safety Levels with Respect to Human Exposure to Electric, Magnetic, and Electromagnetic Fields, 0 Hz to 300 GHz Corrigenda 2
IEEE C95.3: 2021	IEEE Recommended Practice for Measurements and Computations of Electric, Magnetic, and Electromagnetic Fields with Respect to Human Exposure to Such Fields, 0 Hz to 300 GHz

FCC ID: 2BGE529G4767X

2 EQUIPMENT UNDER TEST

2.1 Information provided by the Client

Please note, we do not take any responsibility for information provided by the client or his representative which may have an influence on the validity of the test results.

2.2 Sampling

The customer is responsible for the choice of sample. Sample configuration, start-up and operation is carried out by the customer or according his/her instructions.

2.3 Photo documentation of the EUT

Detailed photos see ATTACHMENT A and ATTACHMENT B

ATTACHMENT A: External views

ATTACHMENT B: Internal views



2.4 Equipment type, category

125 kHz RFID-Reader device.
Portable equipment.

FCC ID: 2BGE529G4767X

2.5 Short description of the equipment under test (EUT)

The EUT is an Multisampler that can handle both vials and microtiter plates with ease and efficiency up to 1300 bar system pressure.

Several internal 125 kHz antennas are located in the device. The TAG reader reads sequentially each antenna.

Number of tested samples: 1
Serial number: DEAFD00508

2.1 Variants of the EUT

G7167A Multisampler upto 1300 bar
G7167B Multisampler upto 800 bar
G5668A Bio-Inert Multisampler upto 600 bar
G7137A Bio Multisampler upto 1300 bar

2.2 EUT operation mode


The equipment under test was operated during the measurement under the following conditions:

- Cont. TAG reading at 125 kHz (all antennas are read sequentially)

2.3 Antenna

Antenna: 125KHz

9140-5210 PCB Mountable Part • IND-FXD 900uH 5% 10mA 3.6X11.8mm SMT (Premo P/N SDTR1103-0090)



2.4 Power supply system utilised

Power supply voltage : 100 – 240 V AC, 50 or 60 Hz

All tests were carried out with a supply voltage of 120 V, 60 Hz unless otherwise stated. Exceptions are described in the detailed test conditions.

FCC ID: 2BGE529G4767X

3 TEST RESULT SUMMARY

RFID device using digital modulation, wich is not collocated to another transmitter.

Rule Part	Description	Result
IEEE Std C95.1 – 2019 / Cor.2 – 2020	Whole-body exposure ERLs (100 kHz to 300 GHz)	passed

3.1 Revision history of test report

Test report No	Rev.	Issue Date	Changes
80192415-02	0	09 August 2024	Initial test report

The test report with the highest revision number replaces the previous test reports.

3.2 Final assessment

The equipment under test fulfills the requirements cited in clause 1 test standards.

Date of receipt of test sample : acc. to storage records

Testing commenced on : 12 March 2024

Testing concluded on : 08 April 2024

Checked by:

Tested by:

Klaus Gegenfurtner
Teamleader Radio

Josef Knab
Radio Team

FCC ID: 2BGE529G4767X

4 TEST ENVIRONMENT

4.1 Address of the test laboratory

**CSA Group Bayern GmbH
Ohmstrasse 1-4
94342 STRASSKIRCHEN
GERMANY**

4.2 Environmental conditions

During the measurement the environmental conditions were within the listed ranges:

Temperature: 15 - 35 °C

Humidity: 30 - 60 %

Atmospheric pressure: 86 - 106 kPa

4.3 Statement of the measurement uncertainty

The data and results referenced in this document are true and accurate. It is noted that the expanded measurement uncertainty corresponds to the measurement results from the standard measurement uncertainty multiplied by the coverage factor $k = 2$. The true value is located in the corresponding interval with a probability of 95 %. The measurement uncertainty was calculated for all measurements listed in this test report on basis of the ETSI Technical Report TR 100 028 Electromagnetic compatibility and Radio spectrum Matters (ERM); Uncertainties in the measurement of mobile radio equipment characteristics; Part 1 and Part 2. The results are documented in the quality system acc. to DIN EN ISO/IEC 17025. Furthermore, component and process variability of devices similar to that tested may result in additional deviation. The manufacturer has the sole responsibility of continued compliance of the device.

4.4 Conformity Decision Rule

The applied conformity decision rule is based on ILAC G8:09/2019 clause 4.2.1 Binary Statement for Simple Acceptance Rule ($w = 0$).

Details can be found in the procedure CSA_B_V50_29.

FCC ID: 2BGE529G4767X

5 HUMAN EXPOSURE

5.1 Whole-body exposure ERLs (100 kHz to 300 GHz)

For test instruments and accessories used see section 6 Part HE.


5.1.1 Applicable standard

IEEE Std C95.1 – 2019 / Cor.2 – 2020

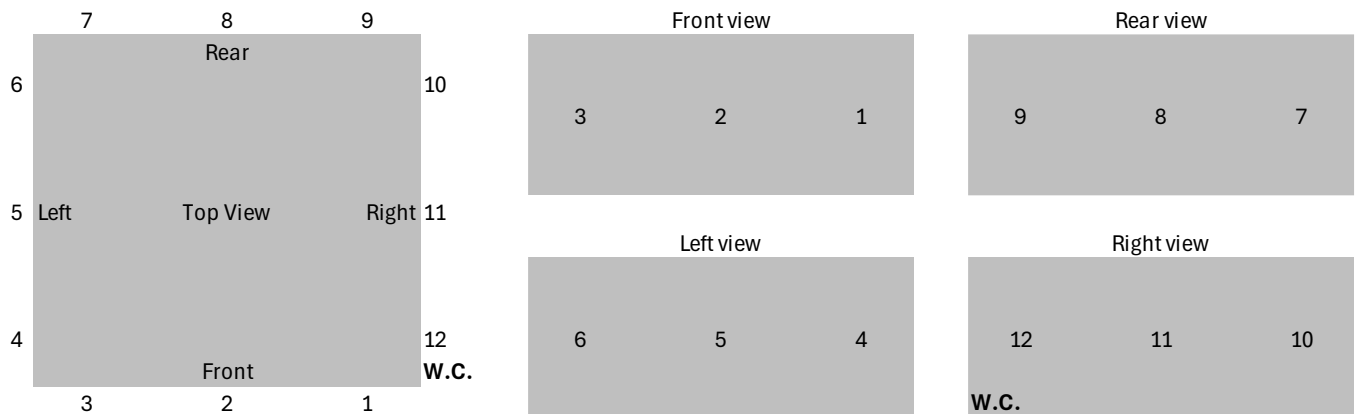
5.1.2 Description of the test location

Test location: Shielded Room S5

5.1.3 Location of measurement points



Note: The picture shows the worst case (W.C.) position.



Measurement points:

- Position 1 to position 12
 - Worst case position (W.C.)
- Each position was measured in a distance of 0 cm & 10 cm

FCC ID: 2BGE529G4767X

Dimensions of the EuT:

- Depth = 46.8 cm, Width = 39.6 cm, Height = 32.0 cm

Test configuration

- E-field Probe: EHP-200AC
- Measurement uncertainty: $\pm 15\%$

5.1.4 Test results - Electric Field

Frequency [kHz]	Distance Position	0 cm [V/m]	10 cm [V/m]	limit [V/m]	% Limit	Result
125	1	0.22	0.11	614	0.04	PASS
125	2	0.06	0.06	614	0.01	PASS
125	3	0.07	0.06	614	0.01	PASS
125	4	0.06	0.06	614	0.01	PASS
125	5	0.06	0.06	614	0.01	PASS
125	6	0.06	0.06	614	0.01	PASS
125	7	0.06	0.06	614	0.01	PASS
125	8	0.07	0.06	614	0.01	PASS
125	9	0.07	0.06	614	0.01	PASS
125	10	0.06	0.06	614	0.01	PASS
125	11	0.47	0.16	614	0.08	PASS
125	12	0.74	0.25	614	0.12	PASS
125	Worst case	1.47	0.25	614	0.24	PASS

5.1.5 Test results - Magnetic Field

Frequency [kHz]	Distance Position	0 cm [A/m]	10 cm [A/m]	limit [A/m]	% Limit	Result
125	1	0.04	0.01	1.63	2.62	PASS
125	2	0.04	0.02	1.63	2.33	PASS
125	3	0.02	0.01	1.63	1.36	PASS
125	4	0.01	0.01	1.63	0.73	PASS
125	5	0.00	0.00	1.63	0.22	PASS
125	6	0.00	0.00	1.63	0.23	PASS
125	7	0.00	0.00	1.63	0.18	PASS
125	8	0.00	0.00	1.63	0.19	PASS
125	9	0.00	0.00	1.63	0.20	PASS
125	10	0.01	0.00	1.63	0.34	PASS
125	11	0.03	0.02	1.63	1.94	PASS
125	12	0.17	0.05	1.63	10.27	PASS
125	Worst case	0.21	0.04	1.63	12.65	PASS

FCC ID: 2BGE529G4767X
5.1.6 Limit

Frequency range (MHz)	Electric field strength (E) ^{a,b,c} (V/m)	Magnetic field strength (H) ^{a,b,c} (A/m)	Power density (s) ^{a,b,c} (W/m ²)		Averaging time (min)
			S _E	S _H	
0.1 to 1.34	614	16.3 / fM	1000	100 000 / fM ²	30
1.34 to 30	823.8 / fM	16.3 / fM	1800 / fM	100 000 / fM ²	30
30 to 100	27.5	158.3 / fM ^{1.668}	2	9 400 000 / fM ²	30
100 to 400	27.5	0.0729	2		30
400 to 2000	--	--	fM / 200		30
2000 to 300000	--	--	10		30

NOTE—S_E and S_H are plane-wave-equivalent power density values, based on electric or magnetic field strength respectively, and are commonly used as a convenient comparison with ERLs at higher frequencies and are sometimes displayed on commonly used instruments.

^a For exposures that are uniform over the dimensions of the body, such as certain far-field plane-wave exposures, the exposure field strengths and power densities are compared with the ERLs in Table 7. For more typical nonuniform exposures, the mean values of the exposure fields, as obtained by spatially averaging the plane-wave-equivalent power densities or the squares of the field strengths, are compared with the ERLs in Table 7. (See notes to Table 7 through Table 11 in 4.3.5.)

^b fM is the frequency in MHz.

^c The E, H, and S values are those rms values unperturbed by the presence of the body.

Remarks: None.

The test report merely corresponds to the test sample. It is not permitted to copy extracts of these test results without the written permission of the test laboratory.

FCC ID: 2BGE529G4767X

6 USED TEST EQUIPMENT AND ACCESSORIES

All test instruments used are calibrated and verified regularly. The calibration history is available on request.
All listed measuring devices were calibrated at the time of use.

Test ID	Model Type	Equipment No.	Next Calib.	Last Calib.	Next Verif.	Last Verif.
HE	EHP-200AC	09-16/24-24-001	19/02/2025	19/02/2024		

The test report merely corresponds to the test sample. It is not permitted to copy extracts of these test results without the written permission of the test laboratory.