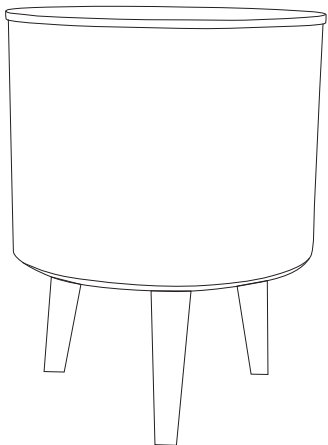


Table Speaker

Wireless bluetooth Coffee table speaker

—USER'S MANUAL—

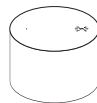


Dear:

Hello, thank you for purchasing and using smart home products. To ensure your legal rights, we recommend that you read this product manual carefully. If you have any objections and better suggestions to the content of this product or the manual, please contact the company through official WeChat public account, e-commerce platform customer service within 7 days of purchasing the machine, we will be happy to help you service.

Bluetooth:	Bluetooth 5.0
Speaker:	10W*2/20W*1
Audio response:	100HZ-18KHZ
Power adapter:	AC 100-240V DC 12V/1-2A
Charging time:	≈4 hours
Battery life:	≈10 hours (50% volume test data)

Product List



Host X 1

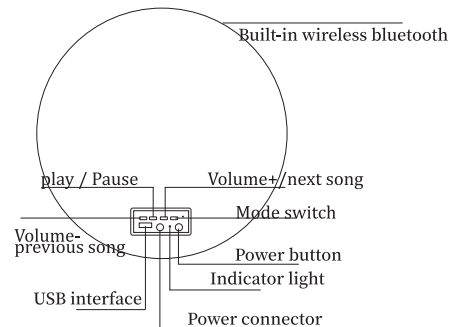


Manual X 1



Oak feet X 3


Button and interface description Bluetooth version



Bluetooth pairing

Turn on Bluetooth

1. Turn on Bluetooth automatically when power is connected.



Search Bluetooth

2. When the mobile phone's Bluetooth is turned on, Search device GT-A18A on the phone.



Paired connection

3. The Bluetooth speaker will be paired with the smartphone via Bluetooth technology. Enter the connection pairing password: 1234



Successfully paired and connected

4. After the smartphone is successfully paired, the Bluetooth speaker will emit a tone.



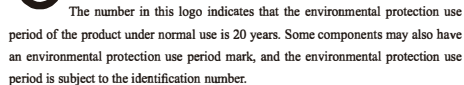
Name and content of toxic substances in the product

Part Name	Toxic substances or elements					
	Lead (Pb)	Mercury (Hg)	Cadmium (Cd)	Hexavalent chromium (Cr6+)	Polybrominated biphenyls (PBB)	Polybrominated Diphenyl Ether (PBDE)
Host	x	o	o	o	o	o
Charger	x	o	o	o	o	o
Battery	x	o	o	o	o	o
Cable	x	o	o	o	o	o

This form is compiled in accordance with SJ/T 11364.

o: Indicates that the content of the hazardous substance in all homogeneous materials of the part is within the limit requirement of GB/T 26572.

x: Indicates that the content of the hazardous substance in at least a certain homogeneous material of the part exceeds the limit requirement of GB/T 26572, and there is no mature alternative in the industry at present, which meets the environmental protection requirements of the EU RoHS directive.



The lake cannot be turned on. Connect the power adapter to check whether it is turned on, press the power button to turn on, the indicator light is normal; if the indicator light does not light, please check whether the power adapter is faulty, please contact the manufacturer to send the package, if you assemble it privately, you will be responsible for the consequences;

3. Charge the battery. Please use the 12V/1-2A original power adapter, the charging time is about 4 hours, it will automatically exit the charging state after fully charged; it can also be used in the plug-in state;

5. If you don't use it for a long time, please turn off the power of this machine and unplug the power adapter;

Product performance failures caused by non-human damage during the warranty period can enjoy the following three guarantees:

The following situations (including but not limited to) are not within the scope of the "Three Guarantees" service :

FCC Statement

This device complies with Part 15 of the FCC rules. Operation is subject to the following two conditions: 1) this device may not cause harmful interference, and 2) this device must accept any interference received, including interference that may cause undesired operation.

Note: This equipment has been tested and found to comply with the limits for a Class B digital device, pursuant to part 15 of the FCC Rules. These limits are designed to provide reasonable protection against harmful interference in a residential installation.

This equipment generates uses and can radiate radio frequency energy and, if not installed and used in accordance with the instructions, may cause harmful interference to radio communications. However, there is no guarantee that interference will not occur in particular installation. If this equipment does cause harmful interference to radio or television reception, which can be determined by turning the equipment off and on, the user is encouraged to try to correct the interference by one or more of the following measures:

- Reorient or relocate the receiving antenna.

- Increase the separation between the equipment and receiver.

--Connect the equipment into an outlet on a circuit different from that to which the receiver is connected.

--Consult the dealer or an experienced radio/TV technician for help.

Changes or modifications not expressly approved by the party responsible for compliance could void the user's authority to operate the equipment.

Radiation Exposure Statement

This device complies with FCC RF radiation exposure limits set forth for an uncontrolled environment.

The FCC certification of this device refers to RF exposure testing performed in typical operating conditions, where a person is no closer than 20 centimeters from the device surface at all times, except for non-repetitive patterns with transient time intervals in the order of a second. Only in the stated conditions, the device is shown to fully comply with the FCC RF Exposure requirements of KDB 447498.

After-sales service guarantee card

Product model: Proof of purchase:

Purchase Date: _____ Purchase Location: _____

Phone: _____ Email: _____

Maintenance records

[illegible]