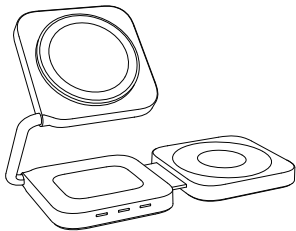


smofish

3-in-1 Foldable Wireless Charging



User Manual

Parameters

Name: 3-in-1 Foldable Wireless Charging

Material: PC+ABS+zinc alloy

Input: 5V=2A 9V=2A 12V=2A

Mobile phone output: 5W/7.5W/10W/15W

Headphone output: 3W/5W

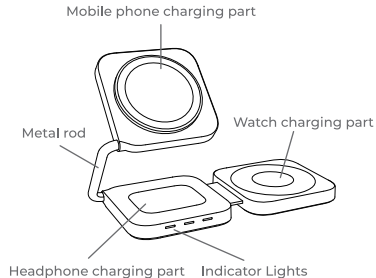
Watch output: 2.5W

Input port: Type-C

Charging cable: 1.5m Type-C to Type-C data cable

Adapter: 30W adapter

Product diagram



Packing list

Magnetic wireless charger*1

User manual*1

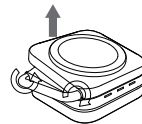
Type-C charging cable*1

30W adapter*1

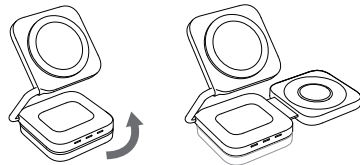
Accessory bag*1

Instructions

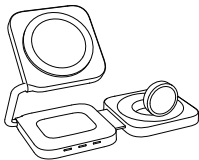
1. Rotate the metal rod to open the phone charging part



2. Turn over the charging part of the watch and place it flat on the table



3. Connect the charging cable, then place the phone, earphones, and watch



LED Light Description

Standby mode: blue light on, off after 2 seconds

Charging mode: blue breathing light

FOD: Blue light flashes quickly

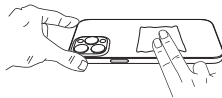
Tips: This product can be used directly on iPhone 12/13/14/15 Magsafe phones (or with magnetic cases).

For other phones and cases, a metal ring is required.

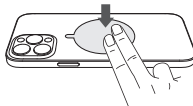
Please make sure your phone supports wireless charging before use.

Operation steps (metal ring)

1. Open the cleaning kit, wipe the phone back clean



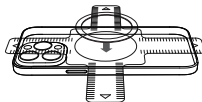
2. Paste the separation film onto the center of the phone back



3. Paste the metal ring onto the center of the phone back by use of the alignment card



(Note: As long as the upper and lower scales, the left and right scales of the alignment card are equal, the metal ring will be pasted right to the center of the phone)



FCC WARNING

This device complies with part 15 of the FCC Rules. Operation is subject to the following two conditions: (1) this device may not cause harmful interference, and (2) this device must accept any interference received, including interference that may cause undesired operation.

Any changes or modifications not expressly approved by the party responsible for compliance could void the user's authority to operate the equipment.

NOTE: This equipment has been tested and found to comply with the limits for a Class B digital device, pursuant to Part 15 of the FCC Rules. These limits are designed to provide reasonable protection against harmful interference in a residential installation. This equipment generates, uses and can radiate radio frequency energy and, if not installed and used in accordance with the instructions, may cause harmful interference to radio communications.

However, there is no guarantee that interference will not occur in a particular installation. If this equipment does cause harmful interference to radio or television reception, which can be determined by turning the equipment off and on, the user is encouraged to try to correct the interference by one or more of the following measures:

- Reorient or relocate the receiving antenna.
- Increase the separation between the equipment and receiver.
- Connect the equipment into an outlet on a circuit different from that to which the receiver is connected.
- Consult the dealer or an experienced radio/TV technician for help.

To maintain compliance with FCC's RF Exposure guidelines, This equipment should be installed and operated with minimum 20cm distance between the radiator and your body: Use only the supplied antenna.