


EYE MASSAGER USER MANUAL



DS-310

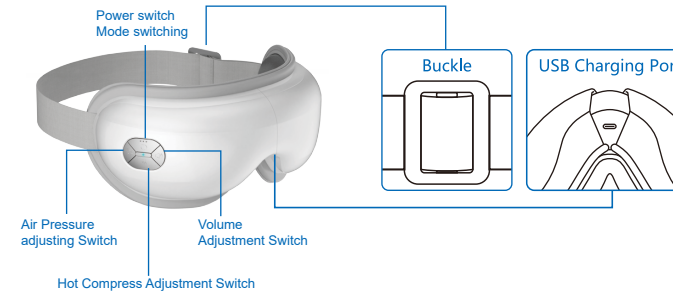
Thank you for your purchase of Eye Massager, While enjoying muscle and body relief, you should use it with care and safety in mind. To ensure safety and avoid any property damage, please read this manual carefully and use as indicated. Non-compliance may cause serious injuries or death and/or severe property damage.

IMPORTANT SAFETY INSTRUCTIONS

- This product is not intended for medical use. It is intended only to provide a luxurious massage
- Any individual who may be pregnant or recently gave birth, has a heart condition or a pacemaker, suffers from diabetes or other sensory impairment, phlebitis and/or thrombosis, joint dysfunction, inflammation or injuries, weak bones, osteoporosis, a high fever, an abnormal or curved spine, is at an increased risk of developing blood clots, has pins/screws/artificial joints or other medical devices implanted in his/her body, is being treated for a medical condition or physical injury or is under a doctor's care should consult with a medical professional before using a massaging device designed for home use.
- If you feel unwell or in any unusual discomfort, please stop using the product immediately. Extensive use could lead to the product's excessive heating and shorter product life.
- Please keep the massager away from heat and avoid using it in places where the surrounding temperature is relatively hot.
- **DO NOT** use the massager with wet hands. **DO NOT** insert any object into the charger input. This may cause damage to the product or electric shock.
- This unit should not be used by children or invalids without adult supervision.
- It is prohibited for non-professional personnel to repair the massager or replace parts.
- If the power cord is damaged, it must be replaced by the maintenance department or similarly qualified persons approved by the manufacturers so as to avoid potential hazards.

- **DO NOT** drop, apply excessive force or heavy weight over the product to avoid malfunction and/or damages.
- **WARNING** Chemical Exposure: If the battery pack is leaking, **DO NOT** allow the liquid to come in contact with skin or eyes. If contact has been made, wash the affected area with copious amounts of water and seek medical advice. Place the battery in a sealed plastic bag and dispose of safely according to local environmental regulation.
- **DO NOT** disassemble or drill into the product and/or batteries.
- **DO NOT** take apart, modify or change the parts. This may cause product malfunction, electric shock, or fire. And the product will no longer be covered under manufacturer warranty.
- **DO NOT** throw the battery into fire or heat it.

INTRODUCTION ABOUT THE EYE MASSAGER




Long press : Power on/off
Short press : Mode Changeover

(Note: The appearance of the product is subject to the actual product)

WEARING THE MASSAGER

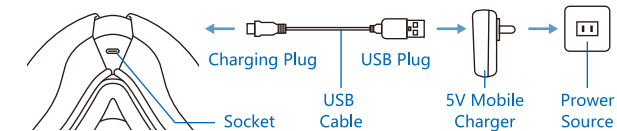
Before wearing, please take off your glasses, contact lenses, accessories, etc.. Align the cloth cover to your eyes, put on the device, adjust the elastic band, adjust the device to the most comfortable position. **Hold the power button for 3-5 seconds to turn on the eye massager.**



Remove any glasses, contact lenses, hairpins and hair accessories before use to avoid discomfort. Do not operate the device with wet hands.

CHARGING

- Before use, please fully charge and charge with a 5V mobile phone charger.
- Insert the small tip of the power cord into the host socket. Insert the large terminal of the power cable into the 5V phone charger and the phone charger into the power socket.
- In charging, the red light is always on and the green light is always on after fully charged.
- When charging, the product can not be started, and the charging will automatically stop working at work.
- Charging time is 2-3 hours, and be disconnected after completion. The use time is about 1.5 hours.



MODES DETAILS

- **Soothing Mode :** Air Pressure plus heat plus music
- **Vitality Mode:** Air Pressure plus Vibration plus heat plus music
- **Gentle Kneading Mode:** Air Pressure plus heat
- **Sleep Mode:** low heat
- **Immersion Mode:** Air Pressure plus music

Music off: Double press  to turn on/off the music.
ONLY Heat: Choose Sleep Mode, turn off music.

WIRELESS PAIRING

The BT is automatically ON when powering on, choose ' **DS-310** ' in you BT list and connect it with your device.

Note: Wireless pairing will stop the music, then you can choose your music and change volume on your phone. Voice prompt is not affected.

PRODUCT CARE AND MAINTENANCE

- Place the massager in a safe, cool, and dry place when not in use.
- Always unplug the massager prior to cleaning.
- After use, wipe massager with a soft, damp cloth using non-abrasive cleaners. If necessary, clean with a sterilizer.
- Keep away from all solvents and harsh detergents.
- **DO NOT** submerge the massager in water or any other liquid.
- **DO NOT** attempt to repair this massager. There are no user-serviceable parts.
- **DO NOT** dispose the massager in a land fill. It contains a Li-ion battery and other electrical components, which is considered hazardous E-waste.

SPECIFICATION

Name: Eye Massager
Model: **DS-310**
Input: DC 5V 1A
Battery: 1500mAh-3.7V
Mode: 5
Charging port: Type-C

Packing List:
1*Eye Massager
1*USB Cable
1*Manual

TROUBLESHOOTING

Problem	Possible Causes	Resolutions
Too much noise in operation	Normal sound of air pumpinflation & deflation	No need to resolve it
Fails to power on	Battery is low	Recharge the device
Air compression is weak / Vibration is weak	Battery is low	Recharge the device
Automatically shuts off	15 minutes timer	Turn on the massager again

WARRANTY

Warranty (1-Year-Limited)

- The manufacturer's warranty is void under the following circumstances but not limited to.
- Improper or inadequate maintenance or modification.
 - Accident, misuse, abuse, contamination, or other external causes.
 - The use of unspecified adapter and accessories.
 - Loss or damage in transit.
 - Damages that occurs as a result of one's failure to follow the instructions.
 - This warranty does not apply to expendable or consumable parts and does not extend to any product from which the serial number has been removed.

CUSTOMER SERVICE

We have an award-winning warranty, exchange, and customer service team that guarantees hassle-free solutions to any issue you might have within 24 hours.

FCC REGULATORY COMPLIANCE

This device complies with part 15 of the FCC Rules. Operation is subject to the following two conditions: (1) This device may not cause harmful interference, and (2) this device must accept any interference received, including interference that may cause undesired operation. Warning: Changes or modifications not expressly approved by the party responsible for compliance could void the user's authority to operate the equipment.

Note: This equipment has been tested and found to comply with the limits for a Class B digital device, pursuant to Part 15 of the FCC Rules.

These limits are designed to provide reasonable protection against harmful interference in a residential installation. This equipment generates, uses and can radiate radio frequency energyand, if not installed and used in accordance with the instructions, may cause harmful interference to radio communications.

However, there is no guarantee that interference will not occur in a particular installation. If this equipment does cause harmful interference to radio or television reception, which can be determined by turning the equipment off and on, the user is encouraged to try to correct the interference by one or more of the following measures:

- Reorient or relocate the receiving antenna.
- Increase the separation between the equipment and receiver.
- Connect the equipment into an outlet on a circuit different from that to which the receiver is connected.
- Consult the dealer or an experienced radio/TV technician for help.

This equipment complies with FCC radiation exposure limits set forth for an uncontrolled environment. This equipment should be installed and operated with minimum distance 0cm between the radiator and your body.

Version number: V1.0

