




Appendix

Setup Photos

For BTEK240606006AE



<p>Conducted Emissions</p>	 <p>A photograph showing a conducted emissions test setup. A wooden table is on the left with a small black device and a power supply unit on it. A white cable connects the device to a blue and silver power line tester on a black surface to the right. In the background, a white wall has two red emergency stop buttons.</p>
<p>Radiated Spurious Emissions (Below 30MHz)</p>	 <p>A photograph of a radiated emissions test chamber. The walls are covered with white absorbers. A blue antenna is mounted on a stand in the center. A small black device is on a white table in the foreground. The BTEK logo and '邦泰检测' are visible on the back wall.</p>
<p>Radiated Spurious Emissions (Below 1GHz)</p>	 <p>A photograph of a radiated emissions test chamber, similar to the one above but for a different frequency range. A blue antenna is mounted on a stand. A small black device is on a white table in the foreground. The BTEK logo and '邦泰检测' are visible on the back wall.</p>

