

# Antenna Test Report

**Report No.** : SSP24060118-6A

**Manufacturer** : Shenzhen Hantu Electronics Co., Ltd.

**Product Name** : Integral Antenna

**Model Name** : WL-65

**Test Standard** : IEEE 149-1979

**Tested Date** : 2024-06-10

**Issued Date** : 2024-06-15

**Tested By** : William Liu William Liu(Engineer)

**Approved By** : Lahm Peng Lahm Peng (Manager)




**Shenzhen CCUT Quality Technology Co., Ltd.**

1F, Building 35, Changxing Technology Industrial Park, Yutang Street, Guangming District, Shenzhen,  
Guangdong, China; (Tel.:+86-755-23406590 website: [www.ccuttest.com](http://www.ccuttest.com))

This test report is limited to the above client company and the product model only. It may not be duplicated without prior permitted by Shenzhen CCUT Quality Technology Co., Ltd.

# 1. General Information

## 1.1 Product Information

Manufacturer:	Shenzhen Hantu Electronics Co., Ltd.
Address of Manufacturer:	Room 203, Building B3-2, No. 41, Gangtou Road, Ganggang Community, Shajing Street, Bao'an District, Shenzhen, China
Product Name:	Integral Antenna
Model Name:	WL-65
Frequency Range:	2400MHz - 2483.5MHz
Type of Antenna:	Integral Antenna
Antenna Gain:	0dBi (Max.)
Impedance:	50 ohm
Antenna View:	<div>Length * Width (1.2cm * 0.2cm)</div> 

## 1.2 Test Standard

All measurements contained in this report were conducted with standards IEEE 149-1979 for IEEE Standard Test Procedures for Antennas.

## 1.3 Test Facilities

Laboratory Name:	<b>Shenzhen CCUT Quality Technology Co., Ltd.</b> 1F, Building 35, Changxing Technology Industrial Park, Yutang Street, Guangming District, Shenzhen, Guangdong, China
All measurement facilities used to collect the measurement data are located at 1F, Building 35, Changxing Technology Industrial Park, Yutang Street, Guangming District, Shenzhen, Guangdong, China.	

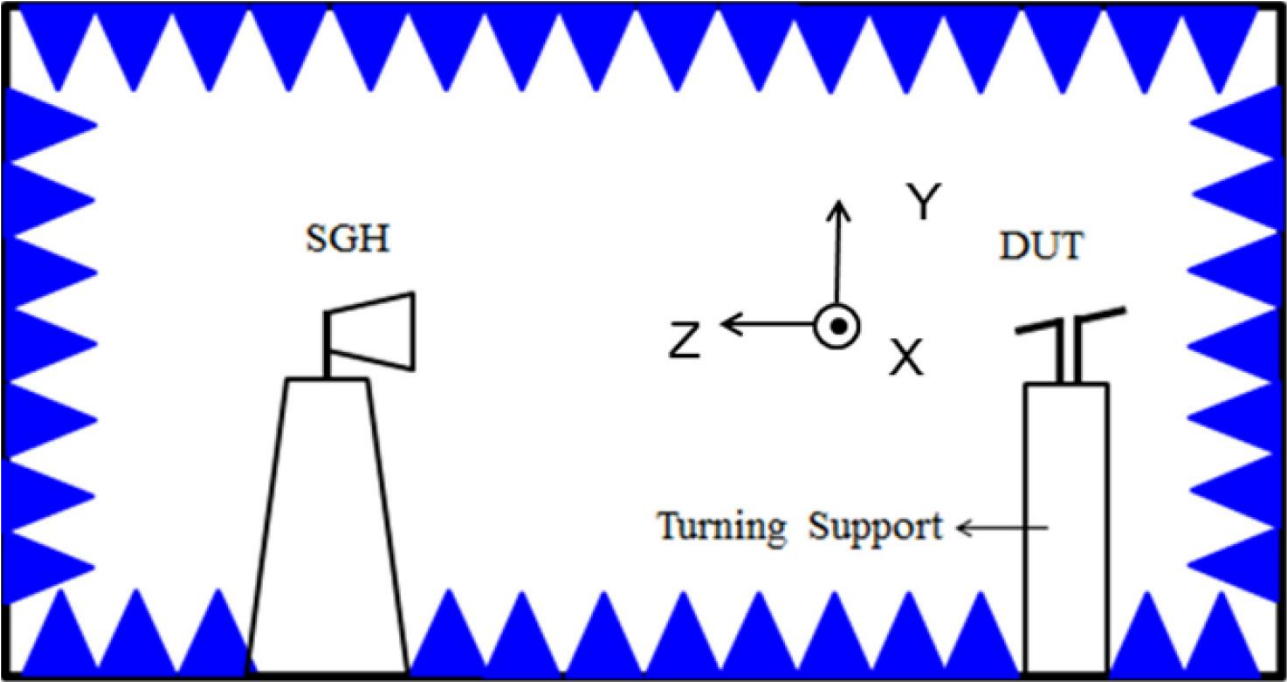
1.4 List of Measurement Instruments

Description	Manufacturer	Model	Serial Number	Cal. Date	Due. Date
Horn Antenna	SCHWARZBECK	BBHA 9120D	02553	2023-08-05	2024-08-04
Spectrum Analyzer	KEYSIGHT	N9020A	MY48030972	2023-07-31	2024-07-30
Amplifier	Agilent	8449B	3008A01520	2023-07-31	2024-07-30
Vector Network Analyzer	Agilent	E5071B	MY42404001	2023-07-31	2024-07-30

1.5 Measurement Uncertainty

Parameter	Conditions	Uncertainty
Radiated Emissions Power	100MHz ~ 6GHz	±3.38 dB

1.6 Test Setup

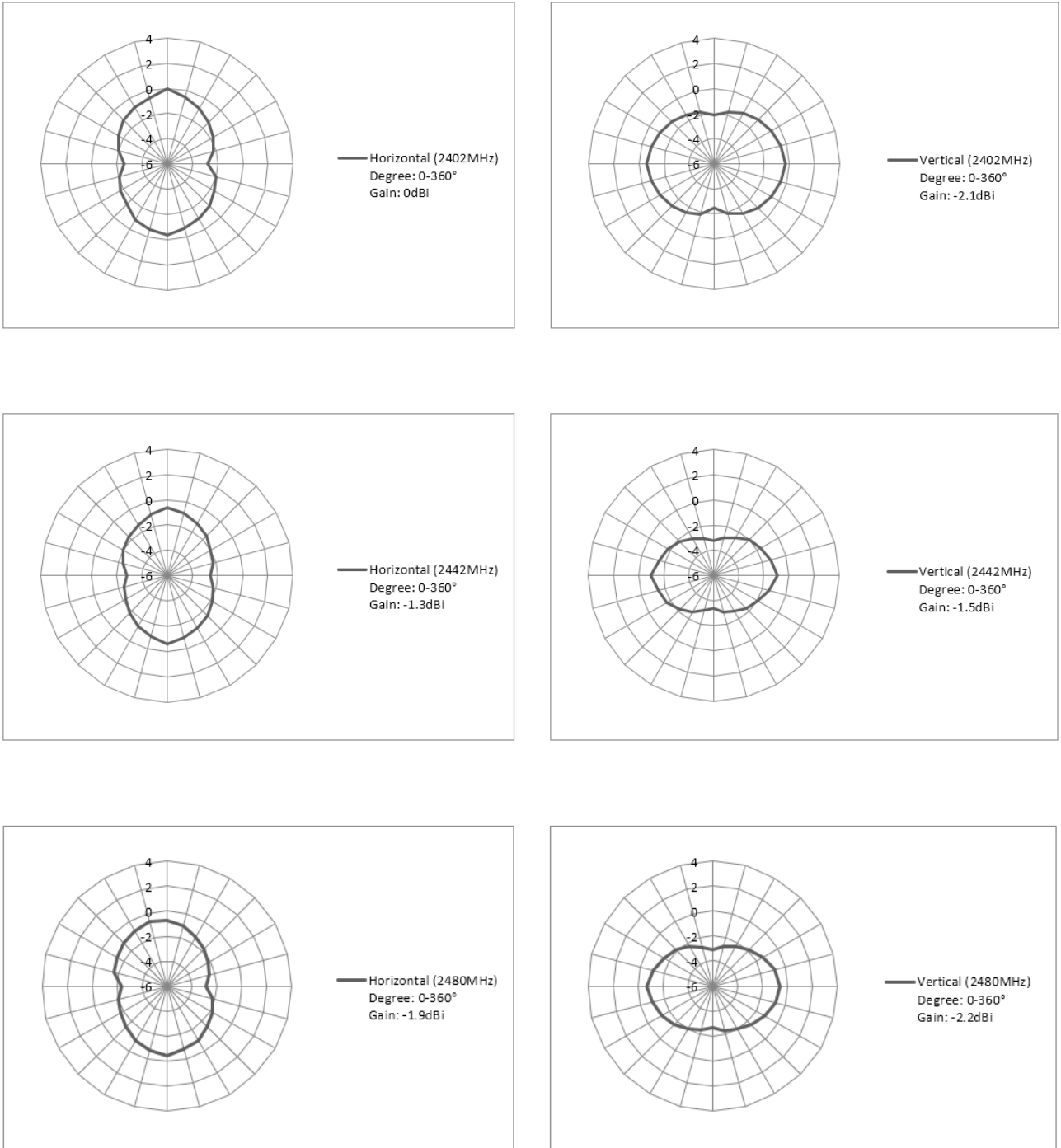


## 2. OTA Test

### 2.1 Gain

Frequency	Peak Gain (dBi)	Polarity
2402MHz	0	Horizontal
2402MHz	-2.1	Vertical
2442MHz	-1.3	Horizontal
2442MHz	-1.5	Vertical
2480MHz	-1.9	Horizontal
2480MHz	-2.2	Vertical

2.2 Radiation Pattern View



\*\*\*\*\* END OF REPORT \*\*\*\*\*