



AGES: 6+

INSTRUCTION MANUAL

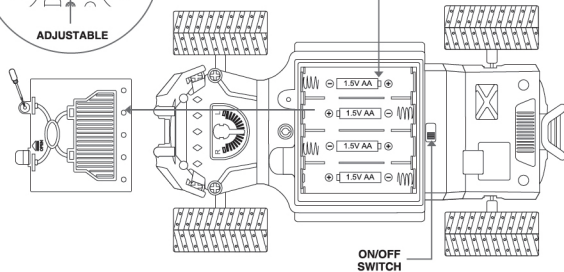
27
MHz



OFF-Road UTV

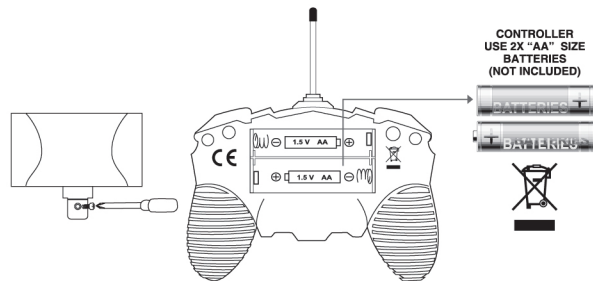
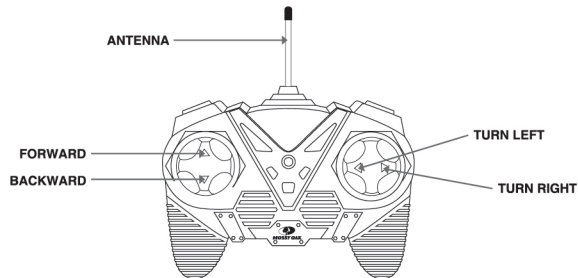


Remote Control



BATTERY INSTALLATION: Remove the battery cover under the truck.
Insert batteries into compartment and replace cover

REMOTE CONTROL



Remove the battery cover on back of remote.
Insert batteries into compartment
and replace the cover

NOTE: This equipment has been tested and found to comply with the limits for a Class B digital device, pursuant to part 15 of the FCC Rules. These limits are designed to provide reasonable protection against harmful interference in a residential installation. This equipment generates, uses and can radiate radio frequency energy and, if not installed and used in accordance with the instructions, may cause harmful interference to radio communications. However, there is no guarantee that interference will not occur in a particular installation. If this equipment does cause harmful interference to radio or television reception, which can be determined by turning the equipment off and on, the user is encouraged to try to correct the interference by one or more of the following measures:

- Reorient or relocate the receiving antenna.
- Increase the separation between the equipment and receiver.
- Connect the equipment into an outlet on a circuit different from that to which the receiver is connected.
- Consult the dealer or an experienced radio/TV technician for help.

Changes or modifications not expressly approved by the party responsible for compliance could void the user's authority to operate the equipment.

This device complies with Part 15 of the FCC Rules. Operation is subject to the following two conditions:

- (1) this device may not cause harmful interference, and
- (2) this device must accept any interference received, including interference that may cause undesired operation.

⚠ WARNING: TO AVOID BATTERY LEAKAGE

In exceptional circumstances batteries may leak fluids that can cause a chemical burn injury or damage your device. To avoid battery leakage:

- Do not mix old and new batteries.
- Do not mix alkaline, standard (carbon-zinc) or rechargeable (nickel-cadmium) batteries.
- Do not use rechargeable batteries.
- Batteries are to be inserted with the correct polarity.
- Exhausted batteries are to be removed from the light.
- The supply terminals are not to be short - circuited.
- Do not dispose of batteries in fire, batteries may explode or leak.
- Requires 6 "AA" alkaline batteries. (not included)

ITEM# MO-RC04

BATCH NUMBER: 010724 / DOM:01/07/2024

FCC ID: 2BG8MMO-RC020304

Official Licensed Product of Haas Outdoors, Inc.,
West Point, MS 39773
212-564-5102

Manufactured & Imported by
SILVERSTAR™ NYC, LLC. COPYRIGHT © ALL RIGHTS RESERVED.
No portion of this packaging may be reproduced
without express written permission.
Distributed by 2023©Silverstar NYC, LLC.
2041 McDonald Ave. Brooklyn, NY 11223. USA.
MADE IN SHANTOU, CHINA

