



eWeLink



Tuya



Smart Life

ZHEJIANG EARU ELECTRONICS CO.,LTD.

EAWCB Series Smart Circuit Breaker User's Manual

01.Product Parameters

Model Number	EAWCBT
Rated Voltage	AC80-240V
Rated Current	1-63A
Rated Frequency	50/60Hz
Poles	1P+N
Operating Tempereure	-25°C-70°C
Connection	2.4G WIFI(not support 5G)
APP	Tuya & Smart Life/eWeLink
Over-Current Protection	1-63A(Adjustable)(ON/OFF)
Over-Voltage Protection	220-265V(Adjustable)(ON/OFF)
Under-Voltage Protection	76-240V(Adjustable)(ON/OFF)
Temperature Protection	40-150°C(Adjustable)(ON/OFF)
Wattage Protection	1-26KW(Adjustable)(ON/OFF)
Mounting	35MM Din Rail
Certification	CE

Note: Over-current, over-voltage, under-voltage, temperature protection, wattage protection, **all** these protection functions are off by default

02.Functions

1.Energy Consumption Monitor

2.Remote Control

The user can control the device with his mobile phone App all over the world after the device connected with WiFi successfully(The mobile phone must gets internet signal).

3.Voice Control

Support smart speaker like Amazon Alexa, and Google Home Assistant(After binding the account on Tuya/Smart Life/eWeLink App)

4.Countdown

Set the product to open or close after the set time.

5.Professional Timing

Timing function:Set the time to turn the switch on or off.

6.Sharing Devices with Family and Friends

7.Over-Current Protection

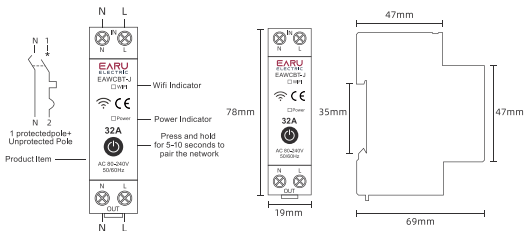
8.Over-Voltage Protection

9.Under-Voltage Protection

10.Temperature Protection

11.Wattage Protection

03.Wiring and Dimensions



Note:Dimensions are all manually measured, there may be a little error.

04.Network Settings

Mobile APP Download

Scan the QR code with your mobile phone, or search for “Tuya /Smart Life” on the App Store or app market and download.



Android



Apple ios

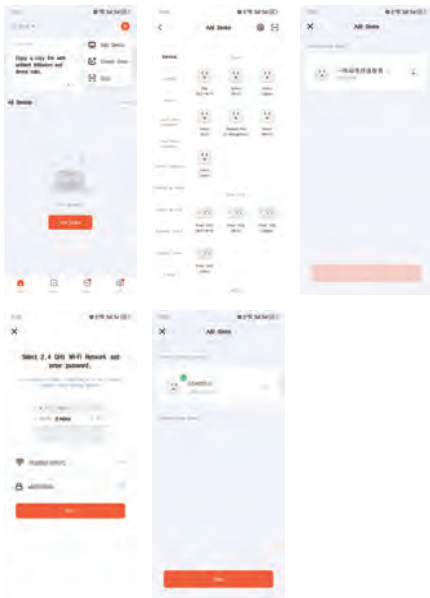
Indicator

Green power indicator light means power on, red WiFi indicator light fast blinking means entering network pairing mode.

05.Add Device

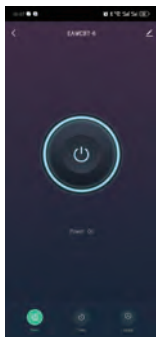
1. Make sure your mobile phone is connected to WiFi (only supports 2.4G WiFi network). Then click “+”or “add advice” button.

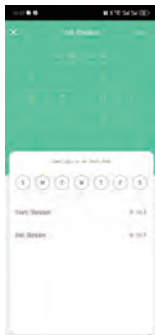
Tuya APP Connection Steps





EAWCBT App Display (Tuya)




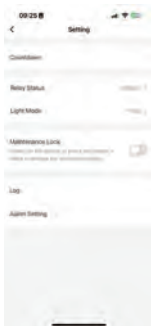


EAWCBE App Display (eWeLink)




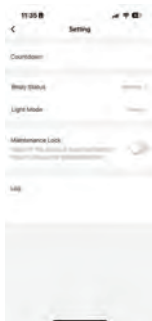
EAWCBT-P App Display (Tuya)





EAWCBT-J APP Display (Tuya)





ZHEJIANG EARU ELECTRONICS.,LTD

Address : GUACHUAN ROAD 228 1ST,LIUSHI TOWN,
YUEQING CITY,ZHEJIANG PROVINCE,CHINA,325604

Website : <https://shop28909b0b26794.1688.com/>

Manager : Bob Wu

Email : bob@earuelec.com

Phone Number : +86 15821639630

WeChat ID : totybest-2

WeChat QR CODE:



FCC Information

This equipment has been tested and found to comply with the limits for a Class B digital device, pursuant to part 15 of the FCC Rules.

These limits are designed to provide reasonable protection against harmful interference in a residential installation. This equipment generates,

uses and can radiate radio frequency energy and, if not installed and used in accordance with the instructions, may cause harmful interference

to radio communications. However, there is no guarantee that interference will not occur in a particular installation. If this equipment does

cause harmful interference to radio or television reception, which can be determined by turning the equipment off and on, the user is

encouraged to try to correct the interference by one or more of the following measures:

- Reorient or relocate the receiving antenna.
- Increase the separation between the equipment and receiver.
- Connect the equipment into an outlet on a circuit different from that to which the receiver is connected.
- Consult the dealer or an experienced radio/TV technician for help.

This device complies with part 15 of the FCC Rules. Operation is subject to the following two conditions:

- (1) This device may not cause harmful interference, and
- (2) this device must accept any interference received, including interference that may cause undesired operation.

changes or modifications not expressly approved by the party responsible for compliance could void the user's authority to operate the equipment.

This equipment complies with FCC exposure limits set forth for an uncontrolled environment.

This equipment should be installed and operated with minimum distance of 20 cm between the radiator and your body.

This transmitter must not be co-located or operating in conjunction with any other antenna or transmitter.