

Rechargeable Bluetoothmusic table lamp

Specifications:

TECHNICAL SPECIFICATIONS			
Light Colour:	2700 kelvin	Light Flux:	180 lm
Power Input:	DC5V 1A TYPE-C charging port	Switch:	Touch ON/OFF Stepless Dimming
Battery Capacity:	6000mAh	Battery Capacity:	IP54
working timeafter full charged :		10-60hours	

Product Features:

1. More suitable for providing lighting and music at dining tables, bedside and outdoor environments where there is no power supply.
2. Touch switch, stepless dimming.
3. Built-in rechargeable battery, can be used continuously for 10- 60 hours after fully charged (according to the brightness and sound level setting)

How to use:

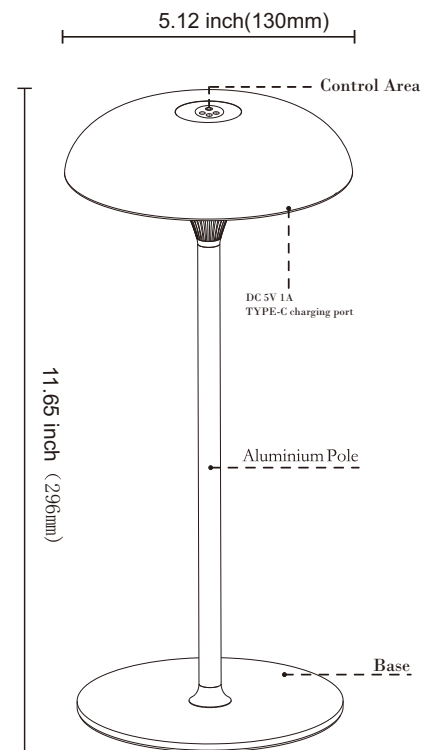
1. Please fully charge it when you use it for the first time.
2. Charging indicator: the red light is on when charging, the green light is on when fully charged.

RGB Features :

1. Long touch the Bluetooth button about 3 seconds to turn on or off.
2. Connect Bluetooth to play music with the music rhythm DI light flashing, the process of short touch the Bluetooth button can be turned on or off DJ flashing light.
3. When the lamp is on, the DI light is off, When the lamp is off, the DI light is on.

How to turn on and adjust the lamp:

Short touch to turn on/off the lamp, long touch to adjust the brightness(10%-100%), with theme morph function of the brightness (When you turn it on again, it will keep the brightness used last time.)



Bluetooth features:

1. Bluetooth name: amhshkou-lamps
2. Bluetooth type: dual mode version 5.0
3. Bluetooth Operation:
 - ① Left key: short touch to return to the previous music; long touch to reduce the volume.
 - ② Middle key: Long touch to turn on/off the bluetooth; short touch on/off RGB when RGB is flashing.
 - ③ Right key: short touch to play the next music; long touch to increase the volume.
4. Bluetooth indicator:
 - ① The top acrylic blue light flashes quickly when Bluetooth is not connected;
 - ② The top acrylic blue light is always on when Bluetooth is connected and no music is playing;
 - ③ The top acrylic blue light flashes slowly when Bluetooth is playing music;

5. Calling and answering calls

When the Bluetooth speaker is connected to calling and answering calls, the Bluetooth speaker will not play any mobile phone-related sound after the phone is connected. When you hang up the phone, the Bluetooth speaker automatically continue to play music

Parts in package:

1. Lamp base x1 + lamp pole x1 + lamp head x1
2. Instruction manual x1
3. USB cable x1

Caution:

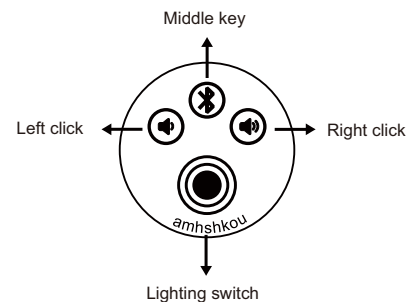
1. Small parts are contained. Children under 5 years old should be used under adult supervision.
2. Do not overcharge. Please unplug the power when there is nobody for a long time.
3. Please do not disassemble the lamp head, as it is waterproof and dustproof sealed assembly.
4. Some power supplies may not be compatible with this product, here suggest to use a certified USB adapter (output: 5V=1A) for charging.

Storage:

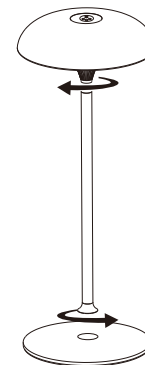
1. Please store it at normal temperature or normal pressure.
2. Built-in battery, please keep away from fire.

Thank you for choosing amhshkou brand bluetooth music table lamp, may its light and music accompany your beautiful every day.

SWITCH IDENTIFICATION:



ASSEMBLY DIAGRAM:



FCC Warning Statement

Changes or modifications not expressly approved by the party responsible for compliance could void the user's authority to operate the equipment. This equipment has been tested and found to comply with the limits for a Class B digital device, pursuant to Part 15 of the FCC Rules. These limits are designed to provide reasonable protection against harmful interference in a residential installation. This equipment generates uses and can radiate radio frequency energy and, if not installed and used in accordance with the instructions, may cause harmful interference to radio communications. However, there is no guarantee that interference will not occur in a particular installation. If this equipment does cause harmful interference to radio or television reception, which can be determined by turning the equipment off and on, the user is encouraged to try to correct the interference by one or more of the following measures:

- Reorient or relocate the receiving antenna.
- Increase the separation between the equipment and receiver.
- Connect the equipment into an outlet on a circuit different from that to which the receiver is connected.
- Consult the dealer or an experienced radio/TV technician for help.

FCC Radiation Exposure Statement

The antennas used for this transmitter must be installed to provide a separation distance of at least 20 cm from all persons and must not be co-located for operating in conjunction with any other antenna or transmitter.

This device complies with Part 15 of the FCC Rules. Operation is subject to the following two conditions:

- (1) This device may not cause harmful interference.
- (2) This device must accept any interference received, including interference that may cause undesired operation.