

## 4-Key Rotary Smart Remote Control Instructions

# moorgen smart Remote Control home instructions

### TO USER

Thank you for purchasing our products! Please read this instruction carefully before use and keep it for reference!

### LEGAL NOTICE

The contents and pictures in the documents enclosed in the product package are for illustration only. Results (including but not limited to appearance, color, size) and supported functions (When the software is updated, the product functions will be updated as well.) etc. may be slightly different, please refer to the actual product.

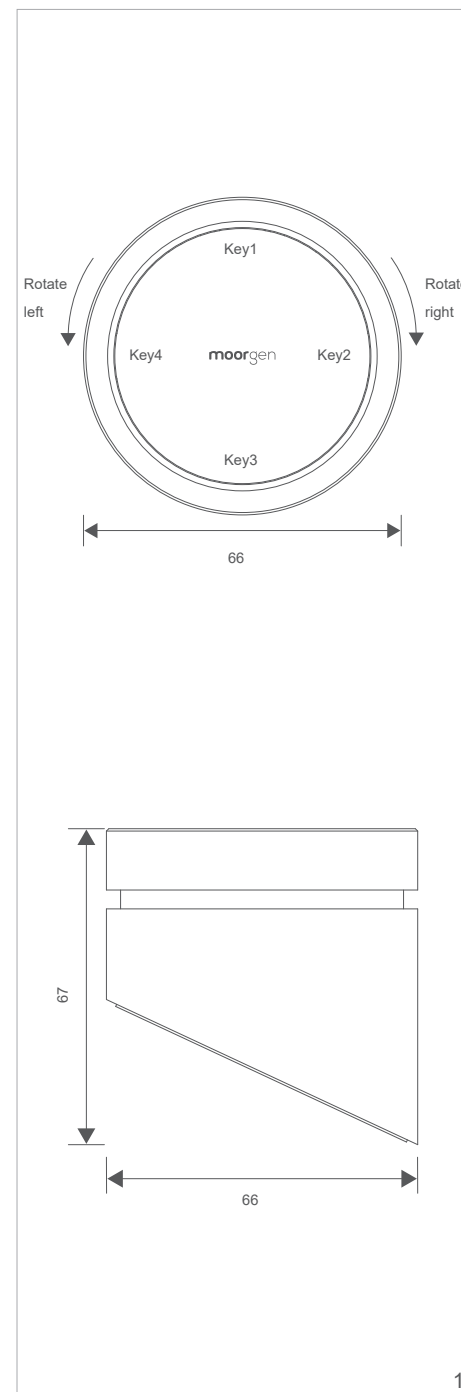
### PRODUCT FUNCTIONS

- Multifunction rotary smart remote control supporting the control of dimming light, color light, CCT light, BGM, and curtains;
- The remote control has 4 keys and supports left and right rotation operations;
- Slight touch keys to change 4 devices, and left/right rotation to control the devices;
- Every device can be set left/right rotation and pause operations, with functions customized;
- You can open/close the rotation sound effect by long-pressing KEY4 for 5 seconds. You can also adjust the volume and pitch of the rotation sound effect.
- Used with Mo-Bus wireless gateway.

### TECHNICAL PARAMETERS

- Model: MQE620D37 MQE620C25 MQE620F18
- Product Name: 4-Key Rotary Smart Remote Control
- Power Supply: 3V $\cdot\cdot\cdot$  (2 AAA Batteries)
- Working Current:  $\leq 35\text{mA}$
- Wireless Frequency: 915MHz
- Wireless Distance:  $\geq 20\text{m}$
- IP Rating: IP20
- Working Temperature: 0°C~50°C
- Working Humidity: 10%~80%RH, no condensation
- Dimension:  $\Phi 66 \times 67\text{mm}$
- Installation: Table-placed

DIMENSION(Unit: mm)



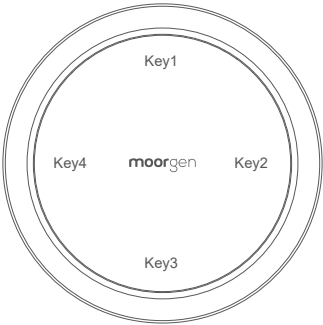
moorgen

4-Key Rotary Smart Remote Control  
MQE620D37 MQE620C25 MQE620F18  
Series Instructions

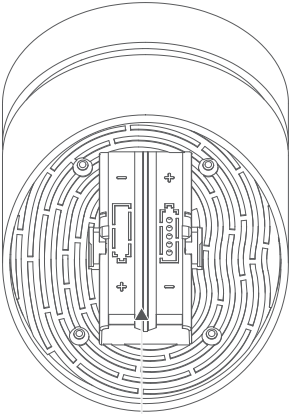


Scan to visit official website

SCHEMATIC DIAGRAM OF BATTERY INSTALLATION

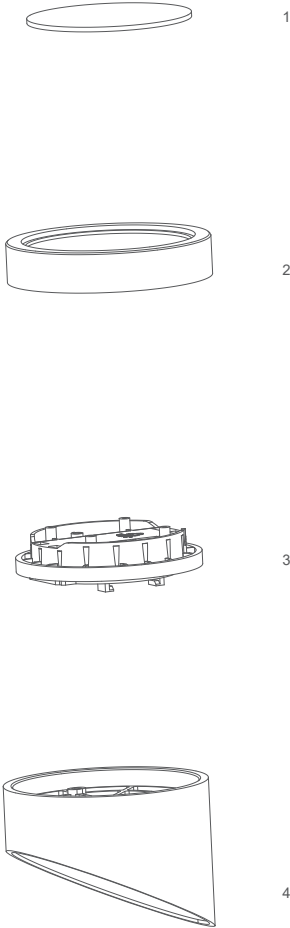


←  
Push left to remove.



Battery Installation  
2 \* AAA Batteries

PRODUCT EXPLODED DIAGRAM



1 Lens 2 Upper cover 3 Lower cover 4 Base

WARNING

This device complies with part 15 of the FCC Rules. Operation is subject to the following two conditions:  
(1) this device may not cause harmful interference, and (2) this device must accept any interference received, including interference that may cause undesired operation.

Any changes or modifications not expressly approved by the party responsible for compliance could void the user's authority to operate the equipment.

NOTE: This equipment has been tested and found to comply with the limits for a Class B digital device, pursuant to Part 15 of the FCC Rules. These limits are designed to provide reasonable protection against harmful interference in a residential installation. This equipment generates, uses and can radiate radio frequency energy and, if not installed and used in accordance with the instructions, may cause harmful interference to radio communications. However, there is no guarantee that interference will not occur in a particular installation.

If this equipment does cause harmful interference to radio or television reception, which can be determined by turning the equipment off and on, the user is encouraged to try to correct the interference by one or more of the following measures:

- Reorient or relocate the receiving antenna.
- Increase the separation between the equipment and receiver.
- Connect the equipment into an outlet on a circuit different from that to which the receiver is connected.
- Consult the dealer or an experienced radio/TV technician for help.

The device has been evaluated to meet general RF exposure requirement. The device can be used in portable exposure condition without restriction

NOTICE

- For the initial user, please read this instruction carefully before installation;
- Products packed in boxes should be preserved in a ventilating, dry, and safe indoor place with no corrosive gas. The stacking height is 10 layers max, and the appropriate warehouse temperature range is - 10°C~+40°C;
- Without the direct influence of the rain, snow, fierce impact, and other external factors, the products packed in boxes can be transported by any vehicle;
- Keep the product away from the moist environment during use, to avoid unnecessary impact on the product. Instead, keep the products in a dry and clean place to prevent the inner components from moisture and other stuff which may affect the product performance. Please use a fine cloth to clean the dust on the surface. Do not use corrosive clean liquid or other chemical solvents;
- If the product has a performance failure, non-professional personnel are not allowed to open it. Please contact related service providers or the after-sales service department.