



## FCC RF Exposure Evaluation

For

VIZR Technology OU

neuroVIZR

Test Model: NR15

Prepared for : VIZR Technology OU  
Address : Haabersti linnaosa, Meistri tn 16-204, Tallinn, Harju maakond 13517, Estonia

Prepared by : Shenzhen LCS Compliance Testing Laboratory Ltd.  
Address : 101, 201 Bldg A & 301 Bldg C, Juji Industrial Park Yabianxueziwei, Shajing Street, Baoan District, Shenzhen, 518000, China


Tel : (+86)755-82591330  
Fax : (+86)755-82591332  
Web : www.LCS-cert.com  
Mail : webmaster@LCS-cert.com

Date of receipt of test sample : January 08, 2025  
Number of tested samples : 2  
Sample No. : A250107057-1, A250107057-2  
Serial number : Prototype  
Date of Test : January 08, 2025 ~ January 16, 2025  
Date of Report : January 17, 2025




Shenzhen LCS Compliance Testing Laboratory Ltd.  
Add: 101, 201 Bldg A & 301 Bldg C, Juji Industrial Park Yabianxueziwei, Shajing Street, Baoan District, Shenzhen, 518000, China  
Tel: +(86) 0755-82591330 | E-mail: webmaster@lcs-cert.com | Web: www.lcs-cert.com  
Scan code to check authenticity



<b>FCC TEST REPORT</b> <b>FCC CFR 47 PART 15 C(15.247)</b>	
<b>Report Reference No.</b> .....	<b>LCSA01075068EB</b>
<b>Date of Issue</b> .....	January 17, 2025
<b>Testing Laboratory Name</b> .....	<b>Shenzhen LCS Compliance Testing Laboratory Ltd.</b>
<b>Address</b> .....	101, 201 Bldg A & 301 Bldg C, Juji Industrial Park Yabianxueziwei, Shajing Street, Baoan District, Shenzhen, 518000, China
<b>Testing Location/ Procedure</b> .....	Full application of Harmonised standards <input checked="" type="checkbox"/> Partial application of Harmonised standards <input type="checkbox"/> Other standard testing method <input type="checkbox"/>
<b>Applicant's Name</b> .....	<b>VIZR Technology OU</b>
<b>Address</b> .....	Haabersti linnaosa, Meistri tn 16-204, Tallinn, Harju maakond 13517, Estonia
<b>Test Specification</b>	
<b>Standard</b> .....	FCC KDB publication 447498 D01 General RF Exposure Guidance v06 FCC CFR 47 part1 1.1310 FCC CFR 47 part2 2.1093
<b>Test Report Form No.</b> .....	TRF-4-E-145 A/0
<b>TRF Originator</b> .....	Shenzhen LCS Compliance Testing Laboratory Ltd.
<b>Master TRF</b> .....	Dated 2011-03
<b>Shenzhen LCS Compliance Testing Laboratory Ltd. All rights reserved.</b> This publication may be reproduced in whole or in part for non-commercial purposes as long as the Shenzhen LCS Compliance Testing Laboratory Ltd. is acknowledged as copyright owner and source of the material. Shenzhen LCS Compliance Testing Laboratory Ltd. takes no responsibility for and will not assume liability for damages resulting from the reader's interpretation of the reproduced material due to its placement and context.	
<b>EUT Description.</b> .....	<b>neuroVIZR</b>
<b>Trade Mark</b> .....	
<b>Test Model</b> .....	NR15
<b>Ratings</b> .....	Input: DC 5V 1A - 5V 3A DC 3.7V by Rechargeable Li-ion Battery, 800mAh
<b>Result</b> .....	<b>Positive</b>

Compiled by:




Diamond Lu/ Administrator

Supervised by:



Cary Luo/ Technique principal

Approved by:



Gavin Liang/ Manager



Shenzhen LCS Compliance Testing Laboratory Ltd.  
Add: 101, 201 Bldg A & 301 Bldg C, Juji Industrial Park Yabianxueziwei, Shajing Street, Baoan District, Shenzhen, 518000, China  
Tel: +(86) 0755-82591330 | E-mail: webmaster@lcs-cert.com | Web: www.lcs-cert.com  
Scan code to check authenticity

**FCC -- TEST REPORT**

<b>Test Report No. :</b> LCSA01075068EB	<u>January 17, 2025</u> Date of issue
---	--

Test Model.....	: NR15
EUT.....	: neuroVIZR
<b>Applicant.....</b>	<b>: VIZR Technology OU</b>
Address.....	: Haabersti linnaosa, Meistri tn 16-204, Tallinn, Harju maakond 13517, Estonia
Telephone.....	: /
Fax.....	: /
<b>Manufacturer.....</b>	<b>: ManufX (MFX) Co., Ltd.</b>
Address.....	: 164/2 Moo 9, T. Hang dong, A. Hang Dong, Chiang Mai 50230, Thailand
Telephone.....	:
Fax.....	:
<b>Factory.....</b>	<b>: ManufX (MFX) Co., Ltd.</b>
Address.....	: 164/2 Moo 9, T. Hang dong, A. Hang Dong, Chiang Mai 50230, Thailand
Telephone.....	: /
Fax.....	: /

<b>Test Result</b>	<b>Positive</b>
--------------------	-----------------

The test report merely corresponds to the test sample.

It is not permitted to copy extracts of these test result without the written permission of the test laboratory.



Shenzhen LCS Compliance Testing Laboratory Ltd.

Add: 101, 201 Bldg A & 301 Bldg C, Juji Industrial Park Yabianxueziwei, Shajing Street, Baoan District, Shenzhen, 518000, China

Tel: +(86) 0755-82591330 | E-mail: webmaster@lcs-cert.com | Web: www.lcs-cert.com

Scan code to check authenticity



Revision History

Report Version	Issue Date	Revision Content	Revised By
000	January 17, 2025	Initial Issue	---



**TABLE OF CONTENTS**

<b>1. PRODUCT INFORMATION .....</b>	<b>6</b>
<b>2. EVALUATION METHOD AND LIMIT .....</b>	<b>7</b>
<b>3. REFER EVALUATION METHOD .....</b>	<b>7</b>
<b>4. CONDUCTED POWER RESULTS .....</b>	<b>8</b>
<b>5. MANUFACTURING TOLERANCE .....</b>	<b>8</b>
<b>6. EVALUATION RESULTS .....</b>	<b>8</b>
<b>6.1 STANDALONE EVALUATION .....</b>	<b>8</b>
<b>6.2 SIMULTANEOUS TRANSMISSION FOR SAR EXCLUSION .....</b>	<b>8</b>
<b>7. CONCLUSION .....</b>	<b>8</b>
<b>8. DESCRIPTION OF TEST FACILITY .....</b>	<b>8</b>
<b>9. MEASUREMENT UNCERTAINTY .....</b>	<b>9</b>
<b>1. PRODUCT INFORMATION .....</b>	<b>6</b>
<b>2. EVALUATION METHOD AND LIMIT .....</b>	<b>7</b>
<b>3. REFER EVALUATION METHOD .....</b>	<b>7</b>
<b>4. CONDUCTED POWER RESULTS .....</b>	<b>8</b>
<b>5. MANUFACTURING TOLERANCE .....</b>	<b>8</b>
<b>6. EVALUATION RESULTS .....</b>	<b>8</b>
<b>6.1 STANDALONE EVALUATION .....</b>	<b>8</b>
<b>6.2 SIMULTANEOUS TRANSMISSION FOR SAR EXCLUSION .....</b>	<b>8</b>
<b>7. CONCLUSION .....</b>	<b>8</b>
<b>8. DESCRIPTION OF TEST FACILITY .....</b>	<b>8</b>
<b>9. MEASUREMENT UNCERTAINTY .....</b>	<b>9</b>





## 1. Product Information

Product name : neuroVIZR  
Test Model : NR15  
Ratings : Input: DC 5V 1A - 5V 3A  
DC 3.7V by Rechargeable Li-ion Battery, 800mAh  
Hardware Version : /  
Software Version : /  
Bluetooth : 2402MHz ~ 2480MHz  
Channel Number : 40 channels for Bluetooth V4.2 (DTS)  
Channel Spacing : 2MHz for Bluetooth V4.2(DTS)  
Modulation Type : GFSK for Bluetooth V4.2 (DTS)  
Bluetooth Version : V4.2  
Antenna Type : PCB Antenna  
Antenna Gain : 3.37dBi  
Exposure category : General population/uncontrolled environment  
EUT Type : Production Unit  
Device Type : Portable Device  
Date of Test : January 08, 2025 ~ January 16, 2025  
Date of Report : January 17, 2025







## 2. Evaluation method and Limit

According to KDB447498 D01 General RF Exposure Guidance v06 Section 4.3.1 Standalone SAR test exclusion considerations: "Unless specifically required by the published RF exposure KDB procedures, standalone 1-g head or body and 10-g extremity SAR evaluation for general population exposure conditions, by measurement or numerical simulation, is not required when the corresponding SAR Test Exclusion Threshold condition, listed below, is satisfied. These test exclusion conditions are based on source-based time-averaged maximum conducted output power of the RF channel requiring evaluation, adjusted for tune-up tolerance, and the minimum test separation distance required for the exposure conditions.<sup>22</sup> The minimum test separation distance is determined by the smallest distance from the antenna and radiating structures or outer surface of the device, according to the host form factor, exposure conditions and platform requirements, to any part of the body or extremity of a user or bystander (see 5) of section 4.1). To qualify for SAR test exclusion, the test separation distances applied must be fully explained and justified by the operating configurations and exposure conditions of the transmitter and applicable host platform requirements, typically in the SAR measurement or SAR analysis report, according to the required published RF exposure KDB procedures. When no other RF exposure testing or reporting is required, a statement of justification and compliance must be included in the equipment approval, in lieu of the SAR report, to qualify for the SAR test exclusion. When required, the device specific conditions described in the other published RF exposure KDB procedures must be satisfied before applying these SAR test exclusion provisions; for example, handheld PTT two-way radios, handsets, laptops & tablets etc."

$$\left[ \frac{\text{(max. power of channel, including tune-up tolerance, mW)}}{(\text{min. test separation distance, mm})} \right] \cdot \sqrt{f \text{ (GHz)}} \leq 3.0 \text{ for 1-g SAR and } \leq 7.5 \text{ for 10-g extremity SAR, where:}$$

- f (GHz) is the RF channel transmit frequency in GHz
  - Power and distance are rounded to the nearest mW and mm before calculation
  - The result is rounded to one decimal place for comparison
  - 3.0 and 7.5 are referred to as the numeric thresholds in the step 2 below
- The test exclusions are applicable only when the minimum test separation distance is  $\leq 50$  mm and for transmission frequencies between 100 MHz and 6 GHz. When the minimum test separation distance is  $< 5$  mm, a distance of 5 mm according to f) in section 4.1 is applied to determine SAR test exclusion.

When one of the following test exclusion conditions is satisfied for all combinations of simultaneous transmission configurations, further equipment approval is not required to incorporate transmitter modules in host devices that operate in the mixed mobile and portable host platform exposure conditions. The grantee is responsible for documenting this according to Class I permissive change requirements. Antennas that qualify for standalone SAR test exclusion must apply the estimated standalone SAR to determine simultaneous transmission test exclusion.

- a) The  $\sum$  of (the highest measured or estimated SAR for each standalone antenna configuration, adjusted for maximum tune-up tolerance) / 1.6 W/kg +  $\sum$  of MPE ratios is  $\leq 1.0$ .
- b) The SAR to peak location separation ratios of all simultaneously transmitting antenna pairs operating in portable device exposure conditions are all  $\leq 0.04$ , and the  $\sum$  of MPE ratios is  $\leq 1.0$ .

## 3. Refer Evaluation Method

[ANSI C95.1-1999](#): IEEE Standard for Safety Levels with Respect to Human Exposure to Radio Frequency Electromagnetic Fields, 3 kHz to 300 GHz.

[FCC KDB publication 447498 D01 General RF Exposure Guidance v06](#): Mobile and Portable Devices RF Exposure Procedures and Equipment Authorization Policies.

[FCC CFR 47 part1 1.1310](#): Radiofrequency radiation exposure limits.

[FCC CFR 47 part2 2.1093](#): Radiofrequency radiation exposure evaluation: portable devices



Shenzhen LCS Compliance Testing Laboratory Ltd.

Add: 101, 201 Bldg A & 301 Bldg C, Juji Industrial Park Yabianxueziwei, Shajing Street, Baoan District, Shenzhen, 518000, China

Tel: +(86) 0755-82591330 | E-mail: webmaster@lcs-cert.com | Web: www.lcs-cert.com

Scan code to check authenticity



#### 4. Conducted Power Results

&lt;BLE&gt;

Mode	Channel	Frequency (MHz)	Peak Conducted Output Power (dBm)
GFSK	0	2402	0.55
	19	2440	0.6
	39	2480	-0.4

#### 5. Manufacturing Tolerance

&lt;BLE&gt;

GFSK (Peak)			
Channel	Channel 0	Channel 19	Channel 39
Target (dBm)	0	0	0
Tolerance $\pm$ (dB)	1.0	1.0	1.0

#### 6. Evaluation Results

##### 6.1 Standalone Evaluation

Band/Mode		f (GHz)	Antenna Distance (mm)	RF output power		SAR Test Exclusion Threshold	SAR Test Exclusion
				dBm	mW		
BLE	GFSK	2.480	5	1.0	1.2589	0.3965 < 3.0	Yes

Remark:

1. Output power including tune up tolerance;
2. When the minimum test separation distance is < 5 mm, a distance of 5 mm according to f) in section 4.1 is applied to determine SAR test exclusion.

##### 6.2 Simultaneous Transmission for SAR Exclusion

The sample support one BT modular. No need consider simultaneous transmission.

#### 7. Conclusion

The measurement results comply with the FCC Limit per 47 CFR 2.1093 for the uncontrolled RF Exposure and SAR Exclusion Threshold per KDB 447498 v06.

#### 8. Description of Test Facility

NVLAP Accreditation Code is 600167-0.  
FCC Designation Number is CN5024.  
CAB identifier is CN0071.  
CNAS Registration Number is L4595.  
Test Firm Registration Number: 254912.



Shenzhen LCS Compliance Testing Laboratory Ltd.  
Add: 101, 201 Bldg A & 301 Bldg C, Juji Industrial Park Yabianxueziwei, Shajing Street, Baoan District, Shenzhen, 518000, China  
Tel: +(86) 0755-82591330 | E-mail: webmaster@lcs-cert.com | Web: www.lcs-cert.com  
Scan code to check authenticity





9. Measurement Uncertainty

BT/BLE:

Test Item	Frequency Range	Uncertainty	Note
Output power	: 1GHz-40GHz	±0.57dB	(1)

(1). This uncertainty represents an expanded uncertainty expressed at approximately the 95% confidence level using a coverage factor of k=2.

.....THE END OF REPORT.....

