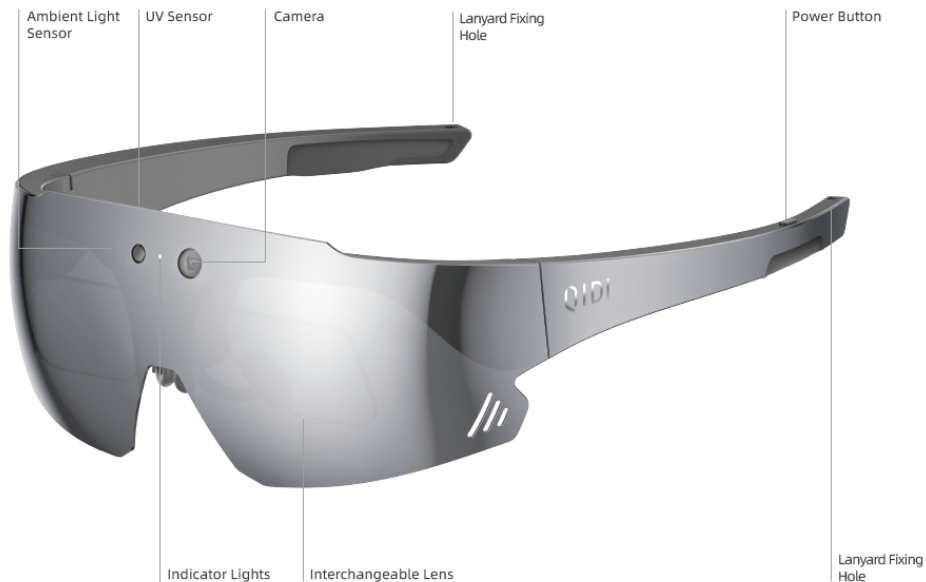


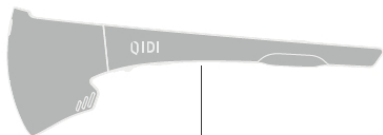
User Guide

Your AI Sports Mate

QIDI Vida Tour



What's in the Box



QIDI Vida



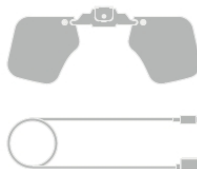
Storage Bag



Polishing Cloth



Portable Case



Vision Correction Frame
(Flat Lenses)

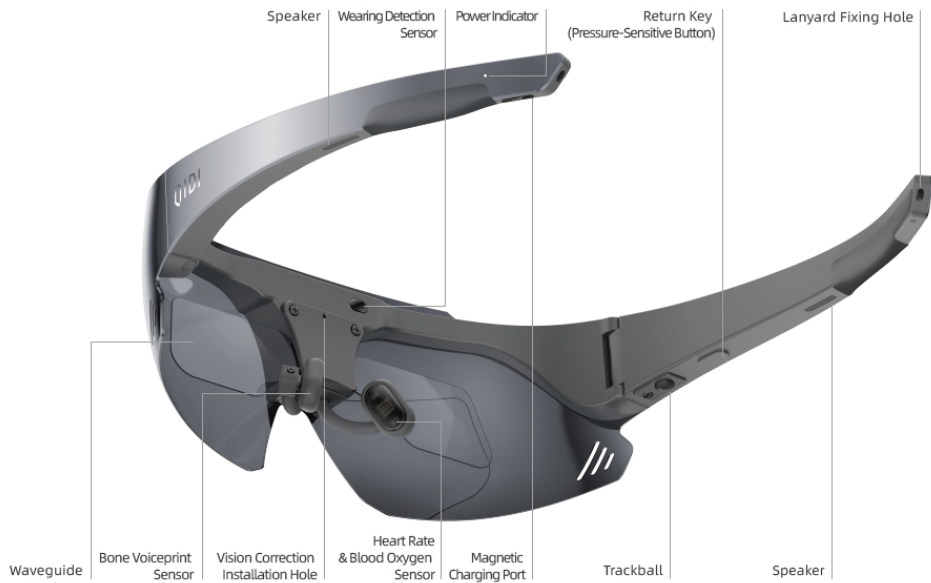
Magnetic
Charging Cable



Sport
lanyard



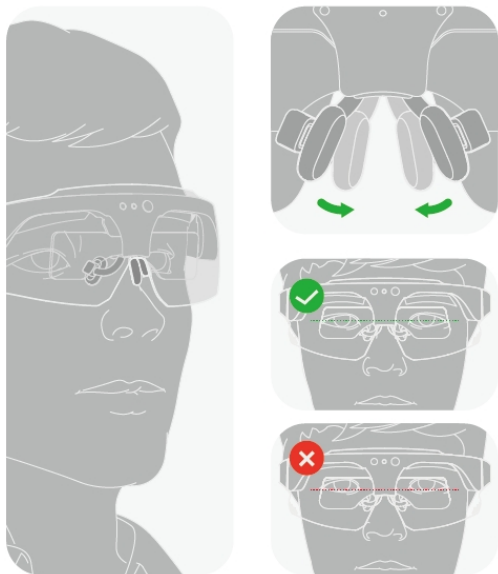
Light-blocking
silicone



Getting Started

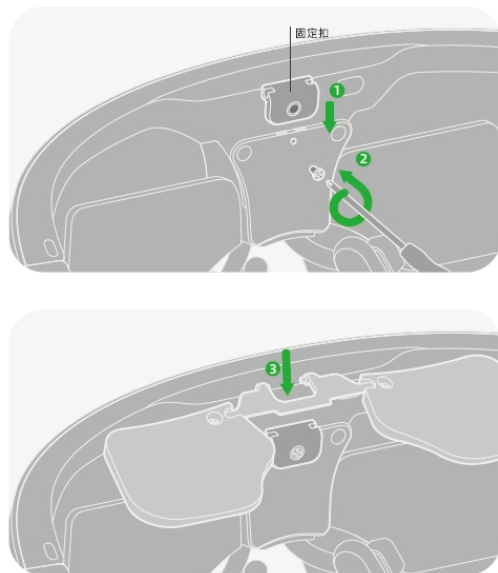
Welcome to your new QIDI Vida .Begin your journey by turning it on getting started.

1.Adjusting the Nose Bridge



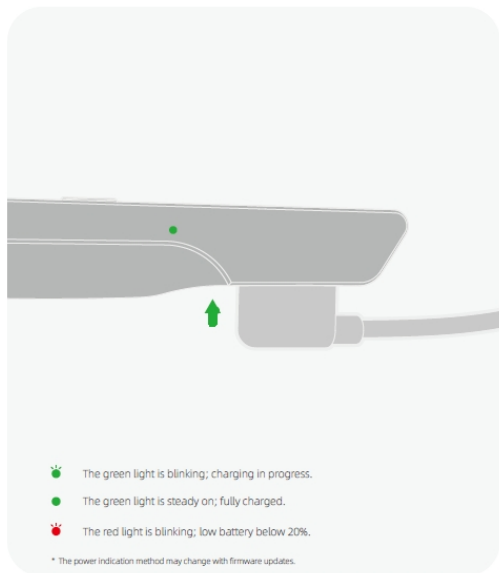
Adjust the soft nose pad support to ensure the optical sensor is in close contact with the skin to obtain accurate measurement data.

2.Vision Correction



If you require vision correction, please take your vision correction frame (with clear lenses) to a local optician for lens fitting. Then, install the fitted lenses using the following steps:
1. Use a screwdriver to attach the fastening clip to the frame's installation hole, as shown in steps 1-2.
2. Mount the vision correction frame onto the fastening clip, as shown in step 3.

3.Charging



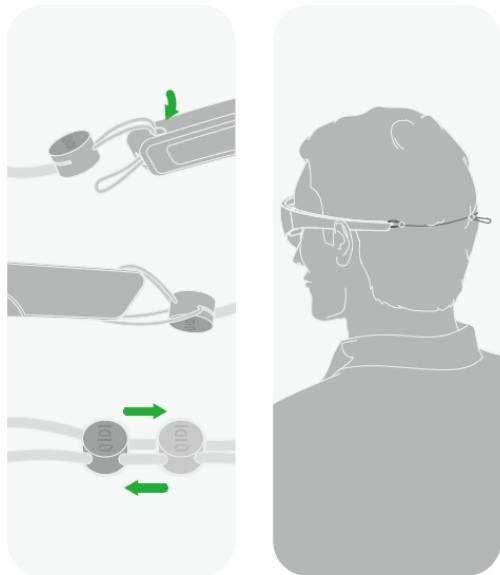
Attach the magnetic charging cable to the magnetic charging port on the temple of the glasses to charge.

4.Quick Start



Scan the QR code to download the QIDI APP and experience more features.

5. Secure the sports lanyard



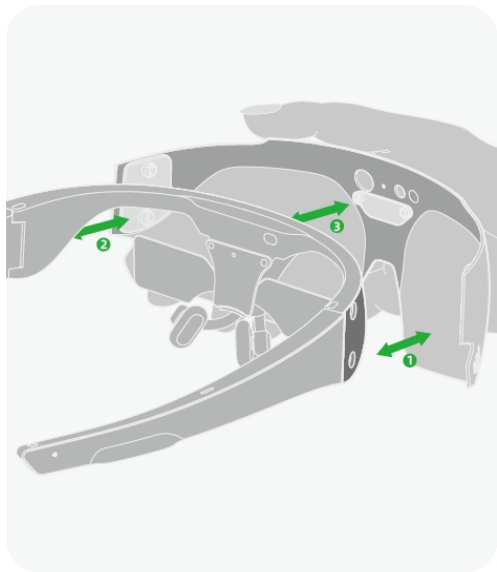
Thread the sports lanyard through the fixed hole and into the slot, then use the sliding buckle to adjust the tightness.

6. Organize in the portable case



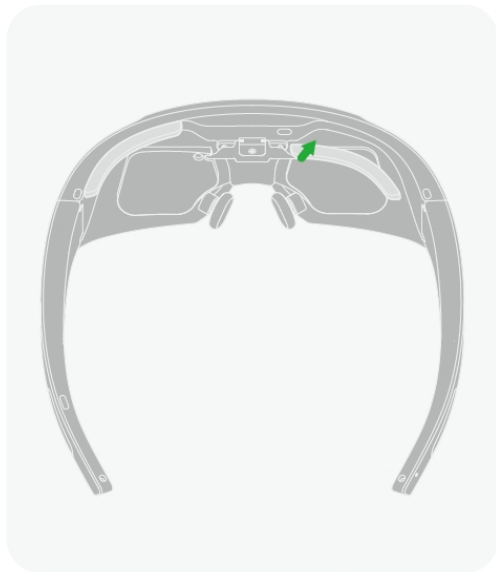
A portable case can be used to store a pair of glasses and an extra pair of replaceable lenses.

7.Replacement Lenses



QIDI Vida's replaceable lenses connect to the body via a snap-fit mechanism. You can freely switch between different lens shapes and colors.

8.Silicone parts usage

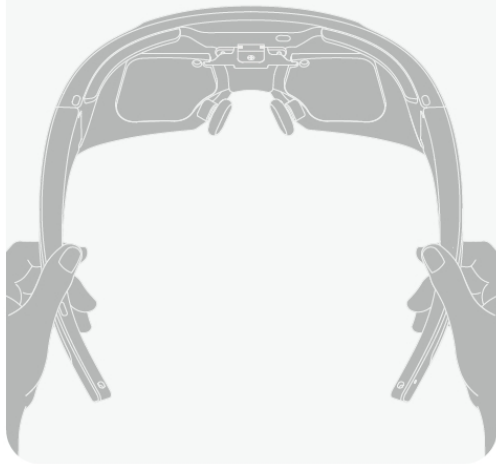


Under certain conditions, you can attach light-blocking silicone to the indicated position to achieve better image quality.

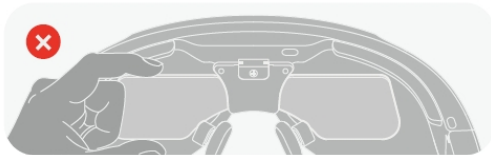
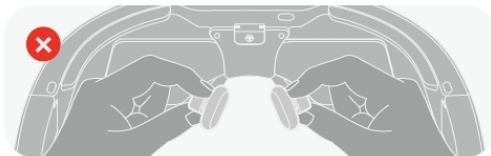
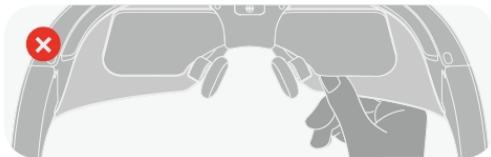
Care recommendations

Please read the following content to understand the precautions for getting started and caring for your QIDI Vida.

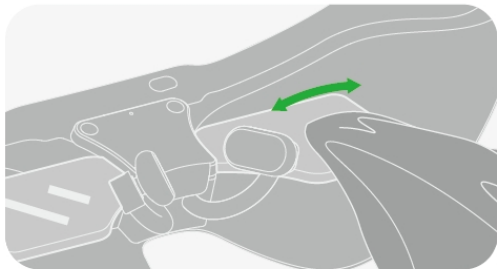
1.Pick up



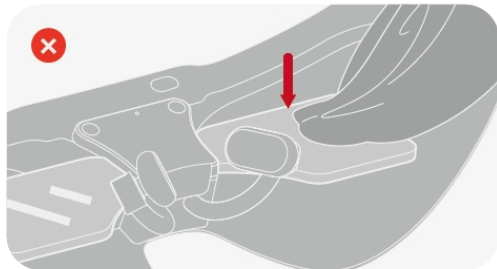
Caution: Do not use the lenses, nose pads, or waveguide as a pivot point or pick up the glasses with one hand to prevent damage.



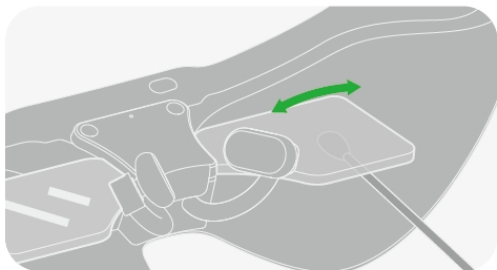
2. Clean the waveguide.



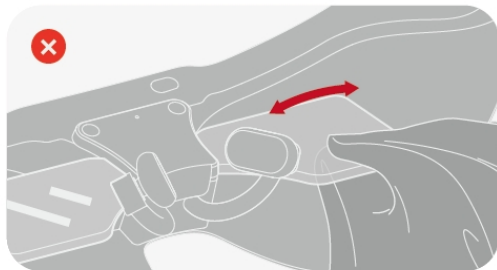
Caution: Please use an eyeglass cloth to gently wipe the front surface of the waveguide parallel to the lens.



Warning: Do not press directly onto the surface or wipe at an angle to the waveguide lens surface.



Caution: Please use a cotton swab to gently wipe the back surface of the waveguide parallel to the lens.



Warning: Do not reach directly to the back or wipe at an angle to the waveguide lens surface.

Specifications

Brand	QIDI	Camera	48M, FF
Version	Wi-Fi	Sensors	Accelerometer, Three-axis gyro, geomagnetometer, Ambient light, proximity sensor, heart rate & blood oxygen sensor
CPU	QUALCOMM	Microphones	2 (MIC x 1, VPU x 1)
System	Android 11	Speakers	2
RAM	2GB	Power Adapter	Magnetic pogo-pin
Capacity	32GB	Rated Input	5V = 1A
Display	Binocular Surface Relief Grating Waveguide	Battery	520mAh
Wireless	Wi-Fi 2.4GHz+5GHz	Lenses	Removable and Replaceable
Bluetooth	BT5.3	Size	156 x 175 x 58mm
Environmental Requirements	0-35°C		

Disclaimer and Safety Guidelines

Disclaimer Statement

Utilization of this product constitutes your acknowledgment and understanding of the guide's contents, including all warnings and precautions. You and any guest users agree to assume full responsibility for your actions and their consequences while using this product. The product is intended for appropriate use only and must comply with all applicable local laws, regulations, rules, and any terms, precautions, practices, strategies, and guidelines established or that may be established for this product.

The company shall not be held liable for any obligations or responsibilities regarding your or your guest users' access to or use of third-party content, including any content or functionalities contained therein. Any personal or property damage resulting from improper use or non-adherence to this guide shall be the responsibility of the user or guest user.

You or your guest users are required to comply with all recommendations and guidelines of any third-party software utilized to prevent potential hazards. The obligations and rights associated with the use or access to third-party content are governed solely by the agreements entered into between you and the providers of such content.

Safety Notice

The information provided in this guide pertains to your safety and your legal rights and responsibilities. This guide is subject to updates, which will be published on the official website. For the most current product information, please visit the official website and access the official page for this product.

Children's Health:

Warning: Due to incomplete visual development, minors under the age of 18 (as stipulated by the laws of your country) should not use this product. If you are under 18 years of age (as stipulated by the laws of your country), you must use our product under the supervision of a parent or legal guardian, who must also agree to comply with the terms of this service.

Warning: This product and its accessories may contain small parts that pose a choking hazard or other dangers if swallowed by children. Keep the device and accessories out of the reach of children.

Warning: All users should regularly review the health and safety warnings for this product to be informed of any updates. Before using this product, users must thoroughly read the user manual and familiarize themselves with the product's functions and risks. Failure to use this product in a safe and responsible manner may result in injury to oneself or others, or damage to the product or other property.

Warning: Before wearing the device, inspect it for any cracks, damage, or other defects. Do not use if any damage is found.

Warning: Individuals with a history of epilepsy, hypertension, heart disease, acrophobia, severe myopia, mental illness, or pregnant women, and others who are not suitable for 3D immersive experiences and stimulating experiences, are advised against using this product. If not in any of the aforementioned categories but experience dizziness, eye fatigue, visual abnormalities (double vision, distorted vision, eye discomfort or pain, etc.) during use, please immediately cease using this product.

Warning: Some individuals with sensitive skin may be allergic to materials such as plastic, leather, or fiber. If anyone experiences skin discomfort while wearing, discontinue use and consult a physician.

Warning: Adjust the volume to a level suitable for you. Prolonged use of high volume may cause hearing damage.

Warning: To avoid radio frequency interference, maintain a distance of 15cm between this product and implanted medical devices or personal medical devices (such as pacemakers, cochlear implants, hearing aids, etc.), and consult the manufacturer of the aforementioned devices for restrictions on using this product.

Note: Practice reasonable eye usage to prevent eye fatigue from prolonged use of this product. It is recommended to take a 10-15 minute break every 2 hours. When using the device, adjust the appropriate display brightness to reduce the brightness difference with the surrounding environment. If symptoms such as visual fatigue or blurred vision occur during use, stop using the device.

Note: If the device becomes abnormally hot, immediately cease use and disconnect it from the charger to allow it to cool down.

Note: If the device surface is dirty, do not use corrosive cleaners as this may damage the device and cause harm to the skin upon wearing. This product is not intended to be used as protective eyewear against artificial light sources or mechanical impact.

Note: If you are ill, fatigued, under the influence of alcohol or other substances, or feeling unwell, do not use this product, as it may exacerbate your condition and increase the risk of use. If you have severe health issues (such as heart disease), conditions that affect your ability to engage in physical activities safely, or if you are elderly, consult your physician before using this product.

Note: During use, moving images and changing light conditions may cause dizziness or loss of balance. If you experience any of the following symptoms, stop using the product and consult a physician: convulsions, loss of consciousness, seizures, involuntary movements, dizziness, disorientation, vertigo, drowsiness or fatigue, eye pain or discomfort, eye fatigue, eye twitching or vision abnormalities (distortion, blurring, or double vision), excessive sweating, increased salivation, impaired sense of balance, impaired hand-eye coordination, or other symptoms similar to motion sickness. Note that using this product in a moving vehicle (such as a car, bus, airplane, or boat) may trigger or worsen the above symptoms. Regular breaks during use can alleviate these symptoms and reduce health risks. If you notice any swelling, itching, stinging, or other discomfort at the site of contact with the product, stop using the product. If symptoms persist, consult a physician.

Ocular Fatigue:

Note: When using this product, it is essential to adjust the display brightness to minimize the luminance disparity between the screen and the ambient environment. Setting the display brightness to the maximum in a dark environment or to the minimum in a bright environment may damage vision.

Note: If you experience symptoms of ocular fatigue or dizziness, immediately discontinue use of this product.

Infectious Disease

Note: Wearing this product involves direct contact with the user's skin. Sharing the product among multiple users may lead to the transmission of diseases and is therefore not recommended.

Note: To prevent the spread of infectious diseases (e.g., conjunctivitis), do not share this product with individuals who have contagious illnesses or are infected with other diseases, particularly those affecting the eyes or skin. Clean the product before each use by gently wiping the lenses with the included microfiber cloth dampened with a small amount of clean water or a mild, neutral cleaning wipe, and then dry with a dry, non-abrasive, ultra-fine microfiber cloth or the included eyeglass cloth.

Environmental Use

Warning: To reduce the risk of injury, discomfort, or property damage, ensure that all users of this product have carefully read the warnings and notices before use.

Warning: This product is resistant to sweat and minor splashes. Do not wear this product while swimming or showering, or immerse it in liquid, and avoid using it in rainy conditions. If the glasses are exposed to liquid, cease use immediately. For cleaning, use a dry eyeglass cloth.

Warning: The operational environment for this device is between 0° C to 35° C and below an altitude of 2000 meters. The storage temperature for this product and its accessories is from -20° C to 45° C. Device malfunction may occur if the environmental temperature is too high or too low.

Warning: Do not use this product in an environment that is not fully understood. Before using the product, it is imperative to carefully inspect and confirm the safety of the environment to prevent

serious injury or death. Ensure that the path of use is free of obstructions, furniture, uneven surfaces, slippery conditions, people, or pets. Keep a safe distance from staircases, balconies, open doors, windows, and open flames.

Warning: Do not use this product in areas near flammable materials, chemicals, or any explosive hazards, such as gas stations.

Warning: When using micro-power equipment within civil and military radio stations (including radio astronomy observatories, meteorological radar stations, satellite earth stations [including measurement, ranging, reception, and navigation stations], airports, etc.) and other areas designated for electromagnetic environmental protection, comply with the regulations for electromagnetic environmental protection and the relevant industry authorities.

Warning: Do not use this product in environments with unknown external factors or during nighttime driving scenarios, as it may lead to other hazards and even endanger life.

Note: Using this product outdoors may pose other uncontrollable and unforeseeable dangers to your personal safety, such as vehicular or pedestrian traffic, environmental noise or lighting conditions, which could adversely affect the functionality of this product.

Note: Do not use this product if sudden movement or vigorous activity is expected. Exercise caution when using this product on a moving vehicle (such as a car, bus, subway, or train), as changes in speed and abrupt movements may exacerbate the adverse effects of using this product, especially when utilizing AR features.

Note: Do not use this product in noisy environments to avoid the risk of danger due to distraction or the need to adjust the volume of the product above a safe level.

Device Safety:

Warning: Do not apply pressure to the device during use, as this may cause damage and pose a risk to personal safety. The company is not liable for damage or personal injury caused by improper use.

Warning: Avoid using sharp objects to clean the lenses or cleaning the lenses with force, as this may result in scratches or damage to the lenses.

Warning: Do not use this product with unauthorized accessories or devices. Do not disassemble or attempt to repair the product without authorization. For necessary repairs, please contact the official after-sales service.

Warning: Do not place the product in direct sunlight, near heat sources (such as radiators or flames), or subject it to abnormal bending, as this may cause the device to malfunction or become damaged.

Note: This product should not be worn simultaneously with any other form of eyewear (except for corrective glasses frames or contact lenses), as this may cause damage to the product or lead to an unsafe user experience.

Note: When using or storing the device, avoid exposure to strong impacts or dropping from a height, which could result in damage to the device. If the device is deformed due to pressure, cease using it immediately and contact customer service for assistance.

Note: Do not frequently bend the nose pads, remove the lenses, corrective lenses, and the magnetic charging cable, as this may cause unnecessary damage.

Note: When using this product, some components will come into direct contact with the user's skin. If the product becomes overheated and remains in contact with the skin for an extended period, there is

a risk of low-temperature burns, such as skin redness. The temperature safety warnings for this product are based on the standards EN563 (Regulations for Surface Temperatures of Equipment) and ISO18732-1 (Methods for Assessing Reactions to Contact with Surfaces). According to these standards, there is a potential for skin burns if the surface temperature of the device in contact with the skin exceeds 43°C/109.4°F.

Note: If the product reaches a high-temperature state, it will automatically shut down to prevent potential hazards.

Charging Safety:

Warning: This product is not sold with a power adapter. If a power adapter is used for charging, consumers should purchase a compatible adapter that has obtained the CCC (China Compulsory Certification) and meets the standard requirements to prevent damage to the product that could result from using substandard adapters.

Warning: When charging the device, ensure that the power outlet is conveniently located near the device and is easily accessible. Once charging is complete, immediately disconnect the charger from the device and unplug it from the power outlet.

Warning: If the charger plug or charging cable is damaged, do not continue to use it to avoid the risk of electric shock or fire.

Warning: Do not use the charger if it has been exposed to moisture or immersed in water.

Note: It is advised to use a power adapter that is compliant with the relevant standards and has been certified by the CCC for charging purposes.

Battery Safety:

Warning: Do not attempt to disassemble or replace the battery. Doing so may result in battery damage or personal injury.

Warning: Avoid bending or puncturing the battery, as this can cause damage and pose a risk to personal safety.

Storage Instructions

Note: Ensure that this product is stored in the provided case and kept away from areas that may be exposed to liquids, humidity, direct sunlight, or rain and snow, as these conditions may cause irreversible damage to the product.

Note: When storing the product, make sure that the eyeglass temples are properly folded and avoid applying excessive pressure to them. Do not shine external light sources, such as lasers or flash lights, from either side of the lenses, as this may damage the product.

Environmental Protection Warning

Warning: This product contains a battery and should not be disposed of as regular household waste. Please dispose of this device according to local regulations.

Hazardous Substances in the Product

Name	Pb	Hg	Cd	Cr(VI)	PBB	PBDE
Metal	○	○	○	○	○	○
Lenses	○	○	○	○	○	○
Rubber	○	○	○	○	○	○
Printed circuit board assembly*	○	○	○	○	○	○
Housings & accessories	○	○	○	○	○	○
Wire	○	○	○	○	○	○
Battery	○	○	○	○	○	○

Hazardous Substances Compliance Table in Accordance with SJ/T 11364

○ : Indicates that the content of the specified hazardous substance in all homogeneous materials of the component is below the limit requirements as stipulated by IEC62321.

✕ : signifies that the content of the specified hazardous substance exceeds the limit requirements set by IEC62321 in at least one homogeneous material of the component. There is no mature alternative solution currently available in the industry, yet it is in compliance with the environmental requirements of the EU RoHS Directive.

Printed Circuit Board Assembly*: This includes components such as the printed circuit board, machine parts, and electronic components. Depending on the product model, the product you have purchased may not include all of the aforementioned components.

⑩ : The numeral within this designation indicates that the product is environmentally certified for a usage period of 10 years under normal operating conditions.

Post-Sale Warranty

We endeavor to ensure your satisfaction with our product. In compliance with the pertinent consumer rights protection laws and regulations of the People's Republic of China (PRC), coupled with our company's policies, we have formulated a post-sale warranty policy. Pursuant to the stipulations and terms of this policy, you are entitled to return, exchange, or seek repair services for the product. We will provide the necessary support and services in this regard.

(I) Warranty Services

1 Product Warranty Period

Category	Subcategory	Warranty Period
Host	Smart Glasses	1 year

2 Warranty Support Documentation

Consumers may avail warranty services by presenting the following warranty documents:

Warranty certificate	
Paper and electronic invoices	The commencement date of the product warranty is determined by the invoice purchase date. If the final day of the warranty period coincides with a public holiday, the last day of the validity period is extended to the day following the holiday.

*Should the consumer misplace the invoice and the product warranty card, and be unable to furnish valid proof such as the duplicate copy of the invoice or a photocopy of the invoice (duplicate), the warranty commencement date shall be calculated by extending 90 days from the manufacturing date indicated by the SN number on the main unit's body.

(II) The Following Conditions Do Not Qualify for Warranty

1. Damage caused during transportation or handling when returning or sending in for repair.
2. Damage caused by any unauthorized modification, disassembly, or repair not permitted by Qidi Information.
3. Damage caused by accidental factors or human actions, such as liquid ingress, physical damage, incorrect voltage input, excessive pressure, or motherboard deformation.
4. Product malfunction or damage due to failure to install, use, maintain, or store the product as per the user manual requirements.
5. Warranty documents that do not match the product model or have been altered.
6. Exceeding the warranty period.
7. Malfunctions or damage caused by force majeure events (such as fire, earthquake, flood, etc.).
8. Any other malfunctions or damage not caused by Qidi.

This limited warranty provides you with specific rights in addition to any other rights provided by applicable law. However, to the extent permitted by law, this warranty service is provided exclusively by Qidi or its designated party. This after-sales warranty policy does not constitute any express or implied warranty by Qidi (including but not limited to any warranty of merchantability, satisfactory quality, fitness for a particular purpose, title, and non-infringement), and Qidi's product liability for the products it provides shall be limited to the original purchase price of the product you purchased. You expressly waive any rights to incidental or consequential damages.

(III) Fault Detection

Upon discovering a product or accessory fault, the following measures should be taken:

1. Consult the user manual or visit the official website link www.qidi.link to obtain relevant information to identify and resolve the issue.
2. If the issue is not resolved after consulting the user manual or visiting the official website link, further assistance and information can be sought via email (support@qidi.link).
3. When contacting us, please submit the correct information via email (support@qidi.link):
 - a. Your product purchase order;
 - b. The product SN serial number;
 - c. Provide a description of the fault issue, including but not limited to (text, video, images);
 - d. Ensure your address and contact information have not changed since the purchase, or provide your accurate current address and contact information.

After completing these steps, Qidi will inform you of how to handle the goods and how to promptly return the defective product or accessory after confirming the issue.

4. You may need to bear the transportation, packaging, and insurance costs incurred in returning the product or accessory to Qidi in advance.
5. You should take reasonable and sufficient packaging protection measures to prevent any damage to the product caused by impact, pressure, or rough handling during transportation. If the goods are found to be damaged due to poor packaging upon receipt, Qidi shall not be responsible.
6. Before returning any product or accessory for repair services, you must ensure that all confidential information and data in the device are fully backed up and deleted from the device. Qidi shall not be responsible for any damage or loss of any unbacked-up programs or data.

Contact Us

www.qidi.link

support@qidi.link

Qidi Technology Co., Ltd.

Building C1, Lujiazui Software Park, No. 101, Eshan Rd., Pudong New Area, Shanghai

Product Warranty and Liability Certificate

User Information

Name: _____

Contact Phone Number: _____

E-mail Address: _____

Postal Code: _____

Address: _____

Product Information

Product Name: _____

Trademark: _____

SN Code: _____

Manufacturing Location: _____

Dealer Information

Dealer Name: _____

Contact Phone Number: _____

Date of Sale: _____

Postal Code: _____

Address: _____

Repair Center(RC) Information

RC Name: _____

RC Address: _____

RC Postal Code: _____

RC Contacts: _____

Note:

If you have any questions regarding these terms or our services, please contact us at:
Email: support@qidi.link

www.qidi.link

support@qidi.link

Qidi Technology Co., Ltd.

Building C1, Lujiazui Software Park, No. 101, Eshan Rd., Pudong New Area, Shanghai

FCC Caution:

Any changes or modifications not expressly approved by the party responsible for compliance could void the user's authority to operate this equipment.

This device complies with part 15 of the FCC Rules. Operation is subject to the following two conditions:

- (1) this device may not cause harmful interference, and
- (2) this device must accept any interference received, including interference that may cause undesired operation.

This device and its antenna(s) must not be co-located or operating in conjunction with any other antenna or transmitter.

NOTE: This equipment has been tested and found to comply with the limits for a Class B digital device, pursuant to Part 15 of the FCC Rules. These limits are designed to provide reasonable protection against harmful interference in a residential installation. This equipment generates, uses and can radiate radio frequency energy and, if not installed and used in accordance with the instructions, may cause harmful interference to radio communications. However, there is no guarantee that interference will not occur in a particular installation.

If this equipment does cause harmful interference to radio or television reception, which can be determined by turning the equipment off and on, the user is encouraged to try to correct the interference by one or more of the following measures:

- Reorient or relocate the receiving antenna.
- Increase the separation between the equipment and receiver.
- Connect the equipment into an outlet on a circuit different from that to which the receiver is connected.
- Consult the dealer or an experienced radio/TV technician for help. The device has been evaluated to meet general RF exposure requirement.

FCC RF Exposure Information and Statement the SAR limit of USA (FCC) is 1.6 W/kg averaged over one gram of this Device MER-A2 (FCC ID: 2BG44-MERA2) has been tested against this SAR limit. SAR information on this can be viewed on-line at <http://www.fcc.gov/oet/ea/fccid/>. Please use the device FCC ID number for search. This device was tested for typical operations 0mm from the body. To maintain compliance with FCC RF exposure requirements, 0mm separation distance should be maintained to the user's bodies

FCC ID: 2BG44-MERA2

