

Project :Y221024131

Date. 2023.07.18

REV: A0-0718

Antenna SPEC

Customer name: 海博威视

Customer project: 5537E

Customer P/N: 4608090244R

B&T P/N: 74300092

Spec.: internal antenna -2.4 / 5G-Black 1.13 wire-terminal-

L=95mm-FPC-28.5×23.8mm

Sealed by corporation:

compilation	verify	approval
Huangfeihui	Liulihua	Liulihua

Sealed by customer:

check	verify	approval

Contact information of B&T:

Contact person for sales: Longmingguo	MB:18576042661	E-mail: longmg@tech-now.com
Contact person for technical: Liulihua	MB:13590104459	E-mail: liulh@tech-now
Contact person for Quality: Leihao	MB:15681917991	E-mail: sc_qe2@tech-now.com

Contents

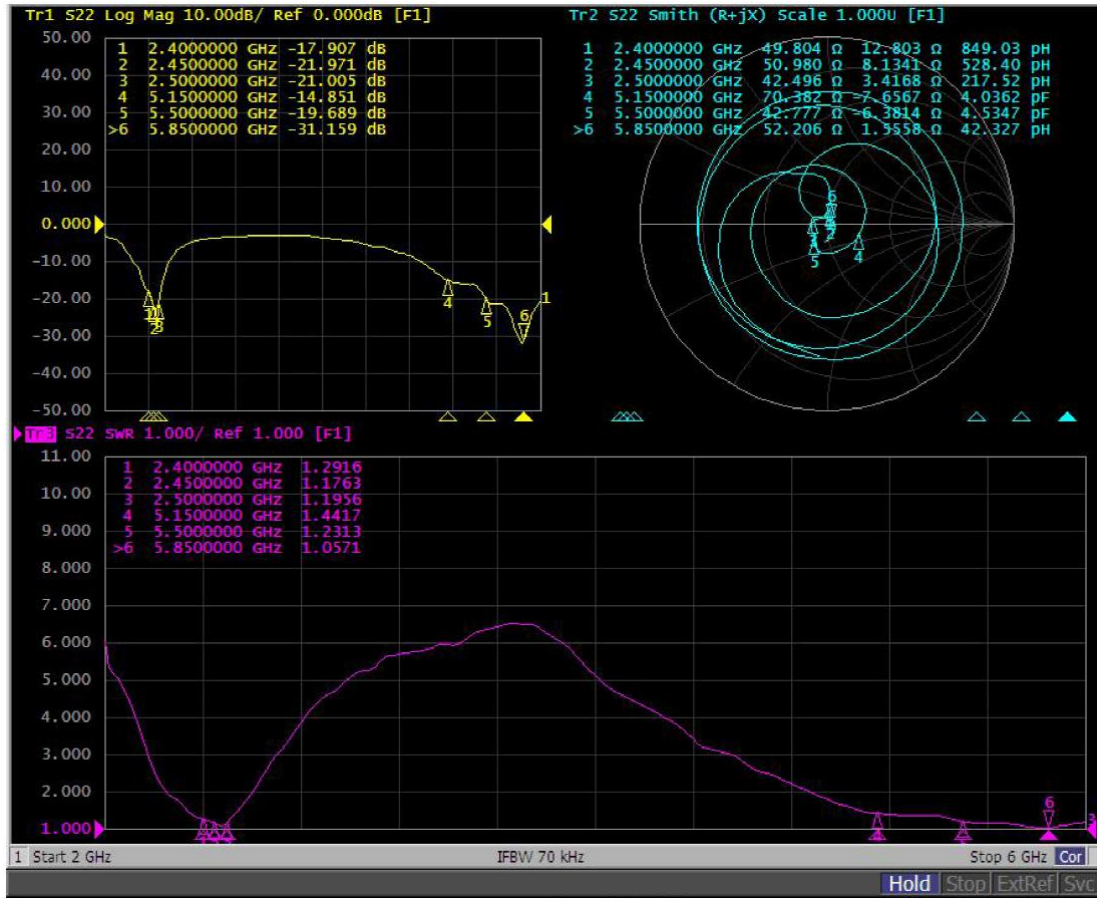
1、 Cover	1
2、 Index of specification	3
3、 Product drawing	4
4、 Electrical Parameter	5
5、 Electrical test report	6-7
6、 Table of Materials and Hazardous Substances	8
7、 Packing Specification	9
8、 Installation diagram of complete antenna	10

4、Properties ¶meter

Electrical Parameter	
Freq Range	2400~2500/5150~5850MHz
Characteristic Impedance	50 Ω
VSWR	sample of reference project
Max gain	3.95dBi
The Max input power	<10w
Polarization mode	Polar linearization
Radiation mode	Omni directional
Connector style	terminal
Mechanics Properties	
Length	95 ± 3mm
Maintain the force	≥1kgf
Coaxial cable	Black 1.13 wire
Salt spray test	24H
Environment parameter	
Operating Temp	-30℃~65℃

5、Electrical test report

S11 Parameter



Electrical Performance Test Parameter Table

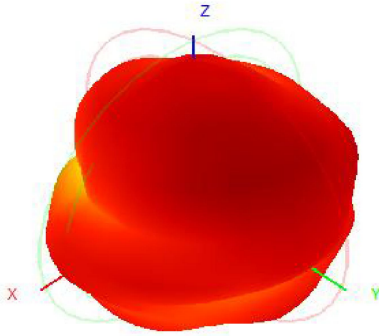
Freq/MHz	2400	2450	2500	5150	5500	5850
VSWR	1.29	1.17	1.19	1.44	1.23	1.05

Gain & efficiency

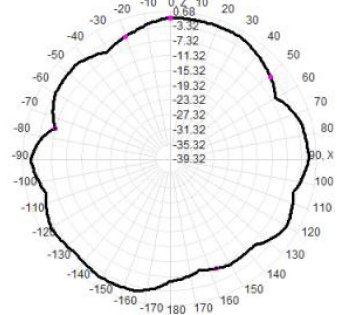
Frequency (MHz)	超长 95mm 天线	
	Gain (dBi)	Efficiency (%)
2400	2.20	52.10
2410	2.07	51.45
2420	1.89	50.87
2430	1.76	49.92
2440	1.83	49.63
2450	1.86	47.63
2460	2.14	48.31
2470	2.42	49.41
2480	2.65	50.59
2495	2.73	50.17
2500	2.94	50.64
5150	2.34	57.84
5250	1.96	50.26
5350	3.42	60.35
5450	2.51	51.76
5550	3.45	61.63
5650	3.95	56.77
5750	3.93	54.23
5850	2.39	45.64

➤ Direction diagram

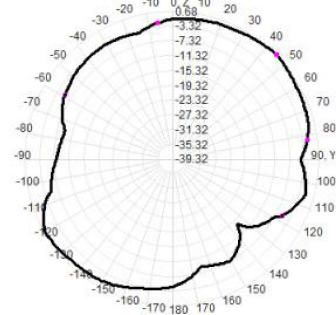
1-2450MHz



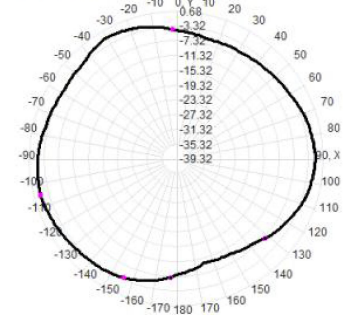
2450.0MHz Total(E1-XZ), Max=-1.05dBi



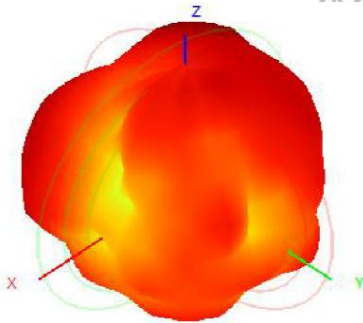
2450.0MHz Total(E2-YZ), Max= 0.68dBi



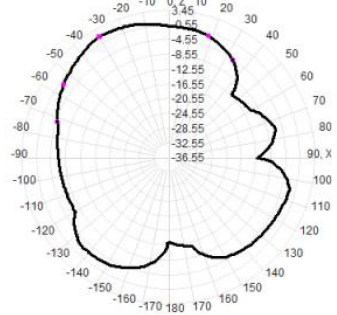
Total(H-XY), Max=-1.19dBi, CrD=9.04



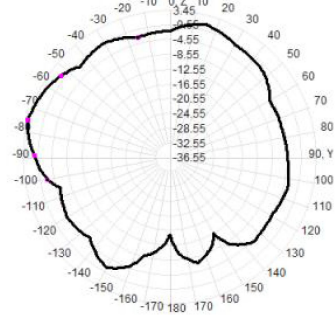
-5550MHz



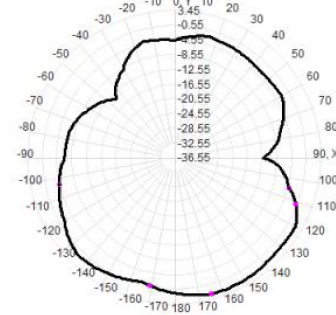
5550.0MHz Total(E1-XZ), Max= 1.29dBi



5550.0MHz Total(E2-YZ), Max= 3.45dBi



Total(H-XY), Max= 1.78dBi, CrD=16.04



6、Table of Materials and Hazardous Substances

Items are	specifications	The material	RoHS The inspection results (PPM)						ICP Test number	Detection time
			Cd	Pb	Hg	Cr+6	PBB	PBDE		
1	1.13 line	FEP	ND	ND	ND	ND	ND	ND	NGBMR23000169901	2023/2/6
		Tin plated copper wire	ND	ND	ND	ND	ND	ND	CANEC2215409701	2022/7/22
2	FPC	PI	ND	ND	ND	ND	ND	ND	SHAEC2202460504	2022/2/21
		Tape	ND	ND	ND	ND	ND	ND	SHAEC2217569205	2023/1/4
3	terminal	PBT	ND	ND	ND	ND	ND	ND	NGBEC22001678609	2022/6/8
		Phosphor bronze	ND	ND	ND	ND	ND	ND	CANEC2301145809	2023/2/8

PACKING CRITERION

P/N: 74300092

Spec.: internal antenna -2.4 / 5G-Black 1.13 wire-terminal-L=95mm-FPC-28.5×23.8mm

一、 contents of label(according to the customer's name, refer to the corresponding finished product label production requirements. If there is no requirement, it will follow the ordinary label requirements.)

Label for PE bag/ carton, L:10cm;W:6cm

buyer	*****		
	Zhongshan B&T Communication Technology Co., Ltd.		
vender	Sichuan B&T Communication Technology Co., Ltd.		
Purchase No	*****		
Material No.	*****		
Part name	*****	QC	**
Q'ty/Unit	*****	Manufacture date	****.***
Trace code	*****	Running water number	*****

Label for PE bag/ carton, L:10cm;W:6cm

buyer	*****		
	Zhongshan B&T Communication Technology Co., Ltd.		
vender	Sichuan B&T Communication Technology Co., Ltd.		
Purchase No	*****		
Material No.	*****		
Part name	*****	QC	**
Q'ty/Unit	*****	Manufacture date	****.***
Trace code	*****	Running water number	*****

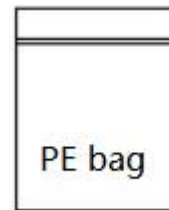
二、 Packing requirement

Operating description:

1. inner packing:

 50 PCS/ small bag,

 200 PCS/ big bag

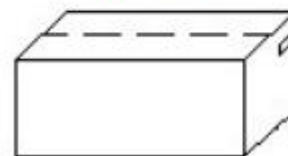


2. outer packing:

Quantity according to actual packing PCS/carton



Carton



Notice: