



RF Exposure Evaluation

For

Shenzhen Chaoyasi Electronics Co., Ltd.

Bluetooth headset

Test Model: A20 Pro

Prepared for : Shenzhen Chaoyasi Electronics Co., Ltd.
Address : Room 203, No.134, Sanhe New Second Village, Huarong Community,
Dalang Street, Longhua District, Shenzhen, China

Prepared by : Shenzhen LCS Compliance Testing Laboratory Ltd.
Address : 101, 201 Bldg A & 301 Bldg C, Juji Industrial Park Yabianxueziwei,
Shajing Street, Baoan District, Shenzhen, 518000, China

Tel : (+86)755-82591330
Fax : (+86)755-82591332
Web : www.LCS-cert.com
Mail : webmaster@LCS-cert.com

Date of receipt of test sample : March 04, 2025
Number of tested samples : 2
Sample No. : A250113176-1, A250113176-2
Serial number : Prototype
Date of Test : March 04, 2025 ~ March 13, 2025
Date of Report : March 14, 2025



Shenzhen LCS Compliance Testing Laboratory Ltd.

Add: 101, 201 Bldg A & 301 Bldg C, Juji Industrial Park Yabianxueziwei, Shajing Street, Baoan District, Shenzhen, 518000, China

Tel: (+86) 0755-82591330 | E-mail: webmaster@lcs-cert.com | Web: www.lcs-cert.com

Scan code to check authenticity

**RF Exposure Evaluation****Report Reference No.** : LCSA03035186EB**Date of Issue** : March 14, 2025**Testing Laboratory Name** : Shenzhen LCS Compliance Testing Laboratory Ltd.**Address** : 101, 201 Bldg A & 301 Bldg C, Juji Industrial Park Yabianxueziwei, Shajing Street, Baoan District, Shenzhen, 518000, China**Testing Location/ Procedure** : Full application of Harmonised standards ☒
Partial application of Harmonised standards ☐
Other standard testing method ☐**Applicant's Name** : Shenzhen Chaoyasi Electronics Co., Ltd.**Address** : Room 203, No.134, Sanhe New Second Village, Huarong Community, Dalang Street, Longhua District, Shenzhen, China**Test Specification****Standard** : FCC KDB publication 447498 D01 General RF Exposure Guidance v06
FCC CFR 47 part1 1.1310
FCC CFR 47 part2 2.1093**Test Report Form No.** : TRF-4-E-215 A/0**TRF Originator** : Shenzhen LCS Compliance Testing Laboratory Ltd.**Master TRF** : Dated 2011-03**Shenzhen LCS Compliance Testing Laboratory Ltd. All rights reserved.**

This publication may be reproduced in whole or in part for non-commercial purposes as long as the Shenzhen LCS Compliance Testing Laboratory Ltd. is acknowledged as copyright owner and source of the material. Shenzhen LCS Compliance Testing Laboratory Ltd. takes no responsibility for and will not assume liability for damages resulting from the reader's interpretation of the reproduced material due to its placement and context.

EUT Description : Bluetooth headset**Trade Mark** : N/A**Test Model** : A20 Pro**Ratings** : Input: DC 5V
Charging Box Battery: DC 3.7V, 350mAh
Earphone Battery: DC 3.7V, 40mAh**Result** : PASS**Compiled by:**

Joker.Hu

Supervised by:

Jack Liu

Approved by:

Gavin Liang

Joker Hu/ Administrator

Jack Liu/ Technique principal

Gavin Liang/ Manager




Shenzhen LCS Compliance Testing Laboratory Ltd.

Add: 101, 201 Bldg A & 301 Bldg C, Juji Industrial Park Yabianxueziwei, Shajing Street, Baoan District, Shenzhen, 518000, China

Tel: +(86) 0755-82591330 | E-mail: webmaster@lcs-cert.com | Web: www.lcs-cert.com

Scan code to check authenticity



RF Exposure Evaluation

Test Report No. :	LCSA03035186EB	<u>March 14, 2025</u> Date of issue
--------------------------	-----------------------	--

Test Model.....	: A20 Pro
EUT.....	: Bluetooth headset
Applicant.....	: Shenzhen Chaoyasi Electronics Co., Ltd.
Address.....	: Room 203, No.134, Sanhe New Second Village, Huarong Community, Dalang Street, Longhua District, Shenzhen, China
Telephone.....	: /
Fax.....	: /
Manufacturer.....	: Shenzhen Chaoyasi Electronics Co., Ltd.
Address.....	: Room 203, No.134, Sanhe New Second Village, Huarong Community, Dalang Street, Longhua District, Shenzhen, China
Telephone.....	:
Fax.....	:
Factory.....	: Shenzhen Chaoyasi Electronics Co., Ltd.
Address.....	: Room 203, No.134, Sanhe New Second Village, Huarong Community, Dalang Street, Longhua District, Shenzhen, China
Telephone.....	: /
Fax.....	: /


Test Result	PASS
--------------------	-------------

The test report merely corresponds to the test sample.

It is not permitted to copy extracts of these test result without the written permission of the test laboratory.



Shenzhen LCS Compliance Testing Laboratory Ltd.
Add: 101, 201 Bldg A & 301 Bldg C, Juji Industrial Park Yabianxueziwei, Shajing Street, Baoan District, Shenzhen,
518000, China
Tel: +(86) 0755-82591330 | E-mail: webmaster@lcs-cert.com | Web: www.lcs-cert.com
Scan code to check authenticity



Revision History

Report Version	Issue Date	Revision Content	Revised By
000	March 14, 2025	Initial Issue	---







TABLE OF CONTENTS

Description	Page
1. PRODUCT INFORMATION	6
2. EVALUATION METHOD AND LIMIT	7
3. REFER EVALUATION METHOD	7
4. CONDUCTED POWER RESULTS	8
5. MANUFACTURING TOLERANCE	8
6. EVALUATION RESULTS	9
7. CONCLUSION	9
8. DESCRIPTION OF TEST FACILITY	9
9. MEASUREMENT UNCERTAINTY	9






1. Product Information

EUT	: Bluetooth headset
Test Model	: A20 Pro
Ratings	: Input: DC 5V Charging Box Battery: DC 3.7V, 350mAh Earphone Battery: DC 3.7V, 40mAh
Hardware Version	: /
Software Version	: /
Bluetooth	:
Frequency Range	: 2402MHz~2480MHz
Channel Number	: 40 channels for Bluetooth V5.3 (DTS)
Channel Spacing	: 2MHz for Bluetooth V5.3 (DTS)
Modulation Type	: GFSK for Bluetooth V5.3 (DTS)
Bluetooth Version	: V5.3
Antenna Description	: Ceramic Antenna,3.12dBi(Max.)

Note: For a more detailed antenna description, please refer to the antenna manufacturer's specifications or the antenna report.





2. Evaluation method and Limit

According to KDB447498 D01 General RF Exposure Guidance v06 Section 4.3.1 Standalone SAR test exclusion considerations: "Unless specifically required by the published RF exposure KDB procedures, standalone 1-g head or body and 10-g extremity SAR evaluation for general population exposure conditions, by measurement or numerical simulation, is not required when the corresponding SAR Test Exclusion Threshold condition, listed below, is satisfied. These test exclusion conditions are based on source-based time-averaged maximum conducted output power of the RF channel requiring evaluation, adjusted for tune-up tolerance, and the minimum test separation distance required for the exposure conditions.²² The minimum test separation distance is determined by the smallest distance from the antenna and radiating structures or outer surface of the device, according to the host form factor, exposure conditions and platform requirements, to any part of the body or extremity of a user or bystander (see 5) of section 4.1). To qualify for SAR test exclusion, the test separation distances applied must be fully explained and justified by the operating configurations and exposure conditions of the transmitter and applicable host platform requirements, typically in the SAR measurement or SAR analysis report, according to the required published RF exposure KDB procedures. When no other RF exposure testing or reporting is required, a statement of justification and compliance must be included in the equipment approval, in lieu of the SAR report, to qualify for the SAR test exclusion. When required, the device specific conditions described in the other published RF exposure KDB procedures must be satisfied before applying these SAR test exclusion provisions; for example, handheld PTT two-way radios, handsets, laptops & tablets etc."

$$[(\text{max. power of channel, including tune-up tolerance, mW}) / (\text{min. test separation distance, mm})] \cdot [\sqrt{f} \text{ (GHz)}] \leq 3.0 \text{ for 1-g SAR and } \leq 7.5 \text{ for 10-g extremity SAR, where:}$$

- f (GHz) is the RF channel transmit frequency in GHz
 - Power and distance are rounded to the nearest mW and mm before calculation
 - The result is rounded to one decimal place for comparison
 - 3.0 and 7.5 are referred to as the numeric thresholds in the step 2 below
- The test exclusions are applicable only when the minimum test separation distance is ≤ 50 mm and for transmission frequencies between 100 MHz and 6 GHz. When the minimum test separation distance is < 5 mm, a distance of 5 mm according to f) in section 4.1 is applied to determine SAR test exclusion.

When one of the following test exclusion conditions is satisfied for all combinations of simultaneous transmission configurations, further equipment approval is not required to incorporate transmitter modules in host devices that operate in the mixed mobile and portable host platform exposure conditions. The grantee is responsible for documenting this according to Class I permissive change requirements. Antennas that qualify for standalone SAR test exclusion must apply the estimated standalone SAR to determine simultaneous transmission test exclusion.

- a) The $[\sum \text{ of (the highest measured or estimated SAR for each standalone antenna configuration, adjusted for maximum tune-up tolerance) / 1.6 W/kg}] + [\sum \text{ of MPE ratios}] \leq 1.0$.
- b) The SAR to peak location separation ratios of all simultaneously transmitting antenna pairs operating in portable device exposure conditions are all ≤ 0.04 , and the $[\sum \text{ of MPE ratios}] \leq 1.0$.

3. Refer Evaluation Method

[ANSI C95.1–1999](#): IEEE Standard for Safety Levels with Respect to Human Exposure to Radio Frequency Electromagnetic Fields, 3 kHz to 300 GHz.

[FCC KDB publication 447498 D01 General RF Exposure Guidance v06](#): Mobile and Portable Devices RF Exposure Procedures and Equipment Authorization Policies.

[FCC CFR 47 part1 1.1310](#): Radiofrequency radiation exposure limits.

[FCC CFR 47 part2 2.1093](#): Radiofrequency radiation exposure evaluation: portable devices




Shenzhen LCS Compliance Testing Laboratory Ltd.

Add: 101, 201 Bldg A & 301 Bldg C, Juji Industrial Park Yabianxueziwei, Shajing Street, Baoan District, Shenzhen, 518000, China

Tel: +(86) 0755-82591330 | E-mail: webmaster@lcs-cert.com | Web: www.lcs-cert.com

Scan code to check authenticity



4. Conducted Power Results

< BLE 1M-Right ear>

Mode	Channel	Frequency (MHz)	Peak Conducted Output Power (dBm)
GFSK	0	2402	0.81
	19	2440	0.64
	39	2480	-0.42

< BLE 1M- Left ear>

Mode	Channel	Frequency (MHz)	Peak Conducted Output Power (dBm)
GFSK	0	2402	-0.01
	19	2440	1.15
	39	2480	0.16

5. Manufacturing Tolerance


< BLE 1M- Right ear >

GFSK (Peak)			
Channel	Channel 0	Channel 19	Channel 39
Target (dBm)	0	0	0
Tolerance \pm (dB)	1.0	1.0	1.0

<BLE 1M- Left ear>

GFSK (Peak)			
Channel	Channel 0	Channel 19	Channel 39
Target (dBm)	0	1.0	0
Tolerance \pm (dB)	1.0	1.0	1.0





6. Evaluation Results

6.1 Standalone Evaluation

Right ear:

Band/Mode		f (GHz)	Antenna Distance (mm)	RF output power		SAR Test Exclusion Threshold	SAR Test Exclusion
				dBm	mW		
BLE 1M	GFSK	2.480	5	1.0	1.2589	0.3965 < 3.0	Yes

Left ear:

Band/Mode		f (GHz)	Antenna Distance (mm)	RF output power		SAR Test Exclusion Threshold	SAR Test Exclusion
				dBm	mW		
BLE 1M	GFSK	2.480	5	2.0	1.5849	0.4992 < 3.0	Yes

Remark:

1. Output power including tune up tolerance;
2. When the minimum test separation distance is < 5 mm, a distance of 5 mm according to f) in section 4.1 is applied to determine SAR test exclusion.

6.2 Simultaneous Transmission for SAR Exclusion

The sample support one BT modular. No need consider simultaneous transmission.

7. Conclusion

The measurement results comply with the FCC Limit per 47 CFR 2.1093 for the uncontrolled RF Exposure and SAR Exclusion Threshold per KDB 447498 v06.

8. Description of Test Facility

NVLAP Accreditation Code is 600167-0.

FCC Designation Number is CN5024.

CAB identifier is CN0071.

CNAS Registration Number is L4595.

Test Firm Registration Number: 254912.

9. Measurement Uncertainty

BLE:

Test Item	Frequency Range	Uncertainty	Note
Output power	1GHz-40GHz	±0.57dB	(1)

(1). This uncertainty represents an expanded uncertainty expressed at approximately the 95% confidence level using a coverage factor of k=2.

.....THE END OF REPORT.....



Shenzhen LCS Compliance Testing Laboratory Ltd.
Add: 101, 201 Bldg A & 301 Bldg C, Juji Industrial Park Yabianxueziwei, Shajing Street, Baoan District, Shenzhen, 518000, China
Tel: +(86) 0755-82591330 | E-mail: webmaster@lcs-cert.com | Web: www.lcs-cert.com
Scan code to check authenticity