

USER MANUAL V1.0 – HALOG LOGGER

ORANGEDEV



Summary

General description	2
Activation	3
First step – obtain HALOG app	4
Pairing an HALOG logger with your asset	5
Download data	6

General description

HALOG is an IoT device expressly designed to log environmental parameters and events during storage and shipping of heavy industrial assets.

Thanks to HALOG Logger, you can schedule to collect data like:

- Temperature
- Relative Humidity
- Pressure

And discover events

- Shocks
- Lights



Figure 1 - HALOG Logger

Activation

The first step is to connect the battery connector to the HALOG board.

HALOG will start flashing and you are ready to pair the device with one of your assets.


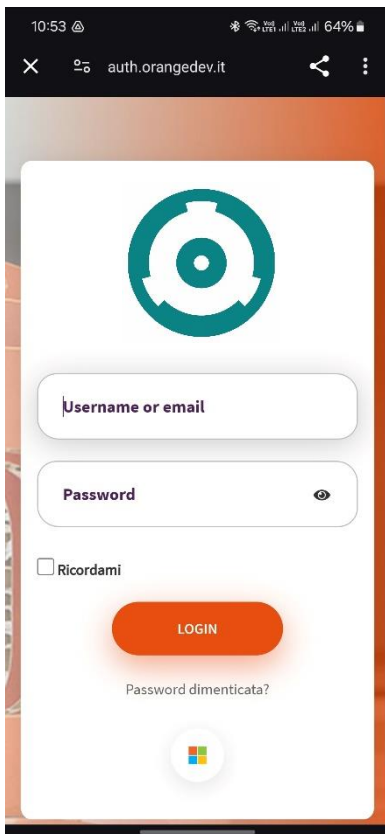


Figure 2 - Plug battery



Figure 3 - Green led blink after battery plugged


First step – obtain HALOG app



Download the app called “HALOG” from the store of your smartphone.

Use the credentials you were provided at the time of purchase to access the HALOG app with which to download the data collected or to pair a new device.

Pairing an HALOG logger with your asset

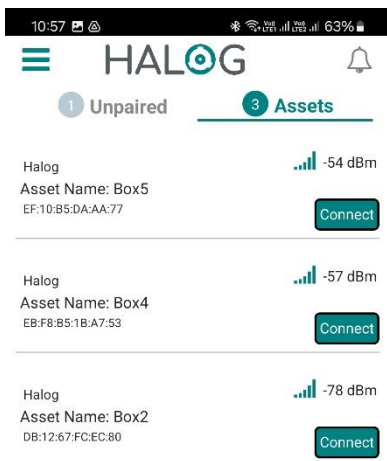


Logger devices ready to be paired, are those listed under the tab "Unpaired"

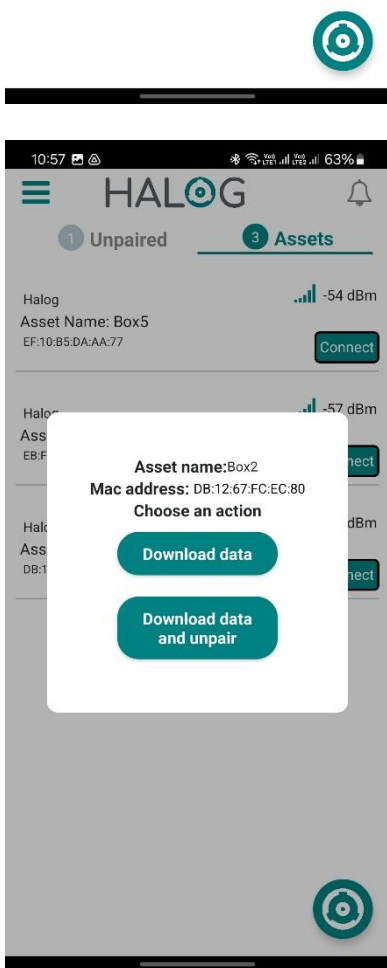
By clicking the "Connect" button, the application will try to connect to the device. If it succeed, the LED will change color in blue.



Download data



When you are in HALOG range, approximately in 30 meters, click Connect button.



You can choose whether to "Download data to your phone" or "Download data and unpair".

This device complies with Part 15 of the FCC Rules. Operation is subject to the following two conditions: (1) this device may not cause harmful interference, and (2) this device must accept any interference received, including interference that may cause undesired operation

NOTE: This equipment has been tested and found to comply with the limits for a Class B digital device, pursuant to Part 15 of the FCC Rules. These limits are designed to provide reasonable protection against harmful interference in a residential installation. This equipment generates, uses and can radiate radio frequency energy and, if not installed and used in accordance with the instructions, may cause harmful interference to radio communications. However, there is no guarantee that interference will not occur in a particular installation.

If this equipment does cause harmful interference to radio or television reception, which can be determined by turning the equipment off and on, the user is encouraged to try to correct the interference by one or more of the following measures:

- Reorient or relocate the receiving antenna.
- Increase the separation between the equipment and receiver.
- Connect the equipment into an outlet on a circuit different from that to which the receiver is connected.
- Consult the dealer or an experienced radio/TV technician for help.

Warning: changes or modifications not expressly approved by the party responsible for compliance could void the user's authority to operate the equipment

Radiation Exposure Statement

This equipment complies with FCC radiation exposure limits set forth for an uncontrolled environment.

This equipment should be installed and operated with minimum distance 20cm between the radiator and your body.