

# TEST REPORT

**Application No.:** SZCR2404001162TL  
**Applicant:** Richer Link Technologies Co., Ltd  
**Address of Applicant:** 1001, Floor 10, Building 3, Chongwen Park, Nanshan ZhiYuan, Liuxian Avenue, Nanshan District, Shenzhen City, China.  
**Manufacturer:** Richer Link Technologies Co., Ltd  
**Address of Manufacturer:** 1001, Floor 10, Building 3, Chongwen Park, Nanshan ZhiYuan, Liuxian Avenue, Nanshan District, Shenzhen City, China.

### Equipment Under Test (EUT):

**EUT Name:** xPON ONT  
**Model No.:** RL841GWV-AX3B, RL841GWV-AX3, RL804GW-AX3B, RL804GW-AX3, RL841GWV-AX3BH, RL821GWV-AX3, RL841GWVC-AX3B, FS8820A, FS8620A, RL820GW-AX3 ♣

♣ Please refer to section 2 of this report which indicates which model was actually tested and which were electrically identical.

**Trade Mark:** Richer Link  
**FCC ID:** 2BFXD-RL841GWV-AX3B  
**Standard(s) :** 47 CFR Part 15, Subpart E 15.407  
**Date of Receipt:** 2024-04-02  
**Date of Test:** 2024-04-08 to 2024-05-09  
**Date of Issue:** 2024-05-10

|                     |              |
|---------------------|--------------|
| <b>Test Result:</b> | <b>Pass*</b> |
|---------------------|--------------|

\* In the configuration tested, the EUT complied with the standards specified above.

*Kenly Xu*

Kenly Xu  
EMC Laboratory Manager



Unless otherwise agreed in writing, this document is issued by the Company subject to its General Conditions of Service printed overleaf, available on request or accessible at <https://www.sgs.com/en/Terms-and-Conditions>. Attention is drawn to the limitation of liability, indemnification and jurisdiction issues defined therein. Any holder of this document is advised that information contained hereon reflects the Company's findings at the time of its intervention only and within the limits of Client's instructions, if any. The Company's sole responsibility is to its Client and this document does not exonerate parties to a transaction from exercising all their rights and obligations under the transaction documents. This document cannot be reproduced except in full, without prior written approval of the Company. Any unauthorized alteration, forgery or falsification of the content or appearance of this document is unlawful and offenders may be prosecuted to the fullest extent of the law. Unless otherwise stated the results shown in this test report refer only to the sample(s) tested and such sample(s) are retained for 30 days only.  
**Attention: To check the authenticity of testing / inspection report & certificate, please contact us at telephone: (86-755) 8307 1443, or email: CN.Doccheck@sgs.com**

SGS-CSTC Standards Technical Services Co., Ltd.  
Shenzhen Branch EMC Laboratory

No. 1 Workshop, M-10, Middle Section, Science & Technology Park, Nanshan District, Shenzhen, Guangdong, China 518057 t (86-755) 26012053 f (86-755) 26710594 www.sgs.com.cn  
 中国·广东·深圳市南山区科技园中区M-10栋1号厂房 邮编: 518057 t (86-755) 26012053 f (86-755) 26710594 sgs.china@sgs.com


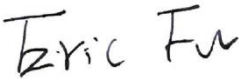


SGS-CSTC Standards Technical Services Co., Ltd. Shenzhen Branch

SZEMC-TRF-01 Rev. A/1

Report No.: SZCR240400116203  
Page: 2 of 528

| Revision Record |         |            |          |          |
|-----------------|---------|------------|----------|----------|
| Version         | Chapter | Date       | Modifier | Remark   |
| 01              |         | 2024-05-10 |          | Original |
|                 |         |            |          |          |
|                 |         |            |          |          |

|                          |  |  |  |  |
|--------------------------|--|--|--|--|
| Authorized for issue by: |  |  |  |  |
|                          |  |   |  |  |
|                          |  | Edison Li/Project Engineer   |  |  |
|                          |  |  |  |  |
|                          |  | Eric Fu/Reviewer   |  |  |



Unless otherwise agreed in writing, this document is issued by the Company subject to its General Conditions of Service printed overleaf, available on request or accessible at <https://www.sgs.com/en/Terms-and-Conditions>. Attention is drawn to the limitation of liability, indemnification and jurisdiction issues defined therein. Any holder of this document is advised that information contained hereon reflects the Company's findings at the time of its intervention only and within the limits of Client's instructions, if any. The Company's sole responsibility is to its Client and this document does not exonerate parties to a transaction from exercising all their rights and obligations under the transaction documents. This document cannot be reproduced except in full, without prior written approval of the Company. Any unauthorized alteration, forgery or falsification of the content or appearance of this document is unlawful and offenders may be prosecuted to the fullest extent of the law. Unless otherwise stated the results shown in this test report refer only to the sample(s) tested and such sample(s) are retained for 30 days only.

Attention: To check the authenticity of testing / inspection report & certificate, please contact us at telephone: (86-755) 8307 1443, or email: [CN.Doccheck@sgs.com](mailto:CN.Doccheck@sgs.com)

No.1 Workshop, M-10, Middle Section, Science & Technology Park, Nanshan District, Shenzhen, Guangdong, China 518057 t (86-755) 26012053 f (86-755) 26710594 www.sgs.com.cn  
中国·广东·深圳市南山区科技园中区M-10栋1号厂房 邮编: 518057 t (86-755) 26012053 f (86-755) 26710594 sgs.china@sgs.com

## 2 Test Summary

| Radio Spectrum Technical Requirement |                                  |        |                                      |        |
|--------------------------------------|----------------------------------|--------|--------------------------------------|--------|
| Item                                 | Standard                         | Method | Requirement                          | Result |
| Antenna Requirement                  | 47 CFR Part 15, Subpart E 15.407 | N/A    | 47 CFR Part 15, Subpart C 15.203     | Pass   |
| Transmission in the Absence of Data  |                                  | N/A    | 47 CFR Part 15, Subpart E 15.407 (c) | Pass   |

| Radio Spectrum Matter Part                            |                                  |                                |  |        |
|---|----------------------------------|--------------------------------|--|--------|
| Item  | Standard                         | Method                         | Requirement  | Result |
| Conducted Emissions at AC Power Line (150kHz-30MHz)   | 47 CFR Part 15, Subpart E 15.407 | ANSI C63.10 (2013) Section 6.2 | 47 CFR Part 15, Subpart C 15.207 & Subpart E 15.407 b(9) | Pass   |
| Duty Cycle  |                                  | KDB 789033 II B 1              | KDB 789033 D02 II B 1                                    | Pass   |
| 99% Bandwidth   |                                  | KDB 789033 II D                | N/A  | Pass   |
| 26dB Emission bandwidth                               |                                  | KDB 789033 D02 II C 1          | 47 CFR Part 15, Subpart E 15.407 (a)                     | Pass   |
| Minimum 6 dB bandwidth (5.725-5.85 GHz band)          |                                  | KDB 789033 D02 II C 2          | 47 CFR Part 15, Subpart E 15.407 (e)                     | Pass   |
| Maximum Conducted output power                        |                                  | KDB 789033 D02 II E            | 47 CFR Part 15, Subpart E 15.407 (a)                     | Pass   |
| Peak Power spectrum density                           |                                  | KDB 789033 D02 II F            | 47 CFR Part 15, Subpart E 15.407 (a)                     | Pass   |
| Radiated Emissions which fall in the restricted bands |                                  | KDB 789033 D02 II G            | 47 CFR Part 15, Subpart C 15.209 & Subpart E 15.407(b)   | Pass   |
| Radiated Emissions (Below 1GHz)                       |                                  | KDB 789033 D02 II G            | 47 CFR Part 15, Subpart C 15.209 & Subpart E 15.407(b)   | Pass   |
| Radiated Emissions (Above 1GHz)                       |                                  | KDB 789033 D02 II G            | 47 CFR Part 15, Subpart C 15.209 & Subpart E 15.407(b)   | Pass   |
| Frequency Stability                                   |                                  | ANSI C63.10 (2013) Section 6.8 | 47 CFR Part 15, Subpart E 15.407 (g)                     | Pass   |

### Remark:

Model No.: RL841GWV-AX3B, RL841GWV-AX3, RL804GW-AX3B, RL804GW-AX3, RL841GWV-AX3BH, RL821GWV-AX3, RL841GWVC-AX3B, FS8820A, FS8620A, RL820GW-AX3

The model RL841GWV-AX3B was fully tested, since according to the declaration from the applicant, the electrical circuit design, PCB layout, components used and internal wiring and functions were identical for the above models, with only difference on model No. and shell appearance.



## 3 Contents

|   | Page |
|---|------|
| 1 Cover Page .....  | 1    |
| 2 Test Summary .....  | 3    |
| 3 Contents .....  | 4    |
| 4 General Information.....                                    | 6    |
| 4.1 Details of E.U.T.....                                     | 6    |
| 4.2 Description of Support Units.....                         | 6    |
| 4.3 Measurement Uncertainty .....                             | 7    |
| 4.4 Test Location .....                                       | 8    |
| 4.5 Test Facility.....  | 8    |
| 4.6 Deviation from Standards.....                             | 8    |
| 4.7 Abnormalities from Standard Conditions.....               | 8    |
| 5 Equipment List .....  | 9    |
| 6 Radio Spectrum Technical Requirement.....                   | 11   |
| 6.1 Antenna Requirement .....                                 | 11   |
| 6.1.1 Test Requirement: .....                                 | 11   |
| 6.1.2 Conclusion .....  | 11   |
| 6.2 Transmission in the Absence of Data .....                 | 12   |
| 6.2.1 Test Requirement: .....                                 | 12   |
| 6.2.2 Conclusion .....  | 12   |
| 7 Radio Spectrum Matter Test Results.....                     | 13   |
| 7.1 Conducted Emissions at AC Power Line (150kHz-30MHz) ..... | 13   |
| 7.1.1 E.U.T. Operation .....                                  | 13   |
| 7.1.2 Test Mode Description .....                             | 13   |
| 7.1.3 Test Setup Diagram .....                                | 14   |
| 7.1.4 Measurement Procedure and Data.....                     | 15   |
| 7.2 Duty Cycle .....  | 18   |
| 7.2.1 E.U.T. Operation .....                                  | 18   |
| 7.2.2 Test Mode Description .....                             | 18   |
| 7.2.3 Test Setup Diagram .....                                | 19   |
| 7.2.4 Measurement Procedure and Data.....                     | 19   |
| 7.3 99% Bandwidth .....                                       | 20   |
| 7.3.1 E.U.T. Operation .....                                  | 20   |
| 7.3.2 Test Mode Description .....                             | 20   |
| 7.3.3 Test Setup Diagram .....                                | 21   |
| 7.3.4 Measurement Procedure and Data.....                     | 21   |
| 7.4 26dB Emission bandwidth .....                             | 22   |
| 7.4.1 E.U.T. Operation .....                                  | 22   |
| 7.4.2 Test Mode Description .....                             | 22   |
| 7.4.3 Test Setup Diagram .....                                | 23   |





## SGS-CSTC Standards Technical Services Co., Ltd. Shenzhen Branch

SZEMC-TRF-01 Rev. A/1

Report No.: SZCR240400116203

Page: 5 of 528

|        |  |     |
|--------|--|-----|
| 7.4.4  | Measurement Procedure and Data.....                        | 23  |
| 7.5    | Minimum 6 dB bandwidth (5.725-5.85 GHz band).....          | 24  |
| 7.5.1  | E.U.T. Operation.....                                      | 24  |
| 7.5.2  | Test Mode Description.....                                 | 24  |
| 7.5.3  | Test Setup Diagram.....                                    | 25  |
| 7.5.4  | Measurement Procedure and Data.....                        | 25  |
| 7.6    | Maximum Conducted output power.....                        | 26  |
| 7.6.1  | E.U.T. Operation.....                                      | 26  |
| 7.6.2  | Test Mode Description.....                                 | 26  |
| 7.6.3  | Test Setup Diagram.....                                    | 27  |
| 7.6.4  | Measurement Procedure and Data.....                        | 27  |
| 7.7    | Peak Power spectrum density.....                           | 28  |
| 7.7.1  | E.U.T. Operation.....                                      | 28  |
| 7.7.2  | Test Mode Description.....                                 | 28  |
| 7.7.3  | Test Setup Diagram.....                                    | 29  |
| 7.7.4  | Measurement Procedure and Data.....                        | 29  |
| 7.8    | Radiated Emissions which fall in the restricted bands..... | 30  |
| 7.8.1  | E.U.T. Operation.....                                      | 30  |
| 7.8.2  | Test Mode Description.....                                 | 30  |
| 7.8.3  | Test Setup Diagram.....                                    | 32  |
| 7.8.4  | Measurement Procedure and Data.....                        | 33  |
| 7.9    | Radiated Emissions (Below 1GHz).....                       | 134 |
| 7.9.1  | E.U.T. Operation.....                                      | 134 |
| 7.9.2  | Test Mode Description.....                                 | 134 |
| 7.9.3  | Test Setup Diagram.....                                    | 135 |
| 7.9.4  | Measurement Procedure and Data.....                        | 136 |
| 7.10   | Radiated Emissions (Above 1GHz).....                       | 139 |
| 7.10.1 | E.U.T. Operation.....                                      | 139 |
| 7.10.2 | Test Mode Description.....                                 | 139 |
| 7.10.3 | Test Setup Diagram.....                                    | 140 |
| 7.10.4 | Measurement Procedure and Data.....                        | 141 |
| 7.11   | Frequency Stability.....                                   | 220 |
| 7.11.1 | E.U.T. Operation.....                                      | 220 |
| 7.11.2 | Test Mode Description.....                                 | 220 |
| 7.11.3 | Test Setup Diagram.....                                    | 221 |
| 7.11.4 | Measurement Procedure and Data.....                        | 221 |
| 8      | Test Setup Photo.....                                      | 222 |
| 9      | EUT Constructional Details (EUT Photos).....               | 222 |
| 10     | Appendix.....  | 223 |

## 4 General Information

### 4.1 Details of E.U.T.

|                      |  |                       |                      |                    |
|----------------------|--|-----------------------|----------------------|--------------------|
| Power supply:        | Power Adapter<br>Model: RD1202000-C55-154MG<br>Input: AC 100-240V, 50/60Hz, 1.0A Max<br>Output: DC 12V, 2.0A   |                       |                      |                    |
| Cable(s):            | DC cable:120cm unshielded  |                       |                      |                    |
| Operation Frequency: | Band   | Mode                  | Frequency Range(MHz) | Number of channels |
|                      | UNII Band I  | 802.11a/n/ac/ax(HT20) | 5180-5240            | 4                  |
|                      |  | 802.11n/ac/ax(HT40)   | 5190-5230            | 2                  |
|                      |  | 802.11ac/ax(HT80)     | 5210                 | 1                  |
|                      | UNII Band II-A   | 802.11a/n/ac/ax(HT20) | 5260-5320            | 4                  |
|                      |  | 802.11n/ac/ax(HT40)   | 5270-5310            | 2                  |
|                      |  | 802.11ac/ax(HT80)     | 5290                 | 1                  |
|                      | UNII Band II-C   | 802.11ac/ax(HT160)    | 5250                 | 1                  |
|                      |  | 802.11a/n/ac/ax(HT20) | 5500-5720            | 12                 |
|                      |  | 802.11n/ac/ax(HT40)   | 5510-5710            | 6                  |
|                      | UNII Band III  | 802.11ac/ax(HT80)     | 5530-5690            | 3                  |
|                      |  | 802.11ac/ax(HT160)    | 5570                 | 1                  |
|                      |  | 802.11a/n/ac/ax(HT20) | 5745-5825            | 5                  |
| Modulation Type:     | 802.11a: OFDM(QPSK, BPSK, 16QAM, 64QAM)<br>802.11n: OFDM(QPSK, BPSK, 16QAM, 64QAM)<br>802.11ac: OFDM(QPSK, BPSK, 16QAM, 64QAM, 256QAM)<br>802.11ax: OFDMA(QPSK, BPSK, 16QAM, 64QAM, 256QAM, 1024QAM) |                       |                      |                    |
| DFS Function:        | Master   |                       |                      |                    |
| TPC Function:        | Support  |                       |                      |                    |
| Antenna Type:        | IPEX Antenna   |                       |                      |                    |
| Antenna Gain:        | Antenna1: 5.73dBi, Antenna2: 6.13dBi, Antenna3: 3.45dBi<br>Note: MIMO for antenna 1, antenna2 and antenna3.  |                       |                      |                    |

Remark:The information in this section is provided by the applicant or manufacturer, SGS is not liable to the accuracy, suitability, reliability or/and integrity of the information.

### 4.2 Description of Support Units

| Description | Manufacturer | Model No.  | Serial No. |
|-------------|--------------|------------|------------|
| RF Cable    | SGS          | N/A(0.6dB) | N/A        |



## 4.3 Measurement Uncertainty

| Test Item   | Measurement Uncertainty   |
|---|---|
| Conducted Emissions at AC Power Line (150kHz-30MHz)   | $\pm 3.1\text{dB}$  |
| Duty Cycle  | $\pm 0.37\%$  |
| 99% Bandwidth   | $\pm 3\%$   |
| 26dB Emission bandwidth                               | $\pm 3\%$   |
| Minimum 6 dB bandwidth (5.725-5.85 GHz band )         | $\pm 3\%$   |
| Maximum Conducted output power                        | $\pm 0.75\text{dB}$   |
| Peak Power spectrum density                           | $\pm 2.84\text{dB}$   |
| Radiated Emissions which fall in the restricted bands | $\pm 6.0\text{dB}$ (below 1GHz); $\pm 4.6\text{dB}$ (above 1GHz); |
| Radiated Emissions (Below 1GHz)                       | $\pm 6.0\text{dB}$ for 3m; $\pm 5.0\text{dB}$ for 10m             |
| Radiated Emissions (Above 1GHz)                       | $\pm 4.6\text{dB}$ (1-18GHz); $\pm 4.8\text{dB}$ (18-40GHz)       |
| Frequency Stability                                   | $\pm 7.25 \times 10^{-8}$   |

### Remark:

The  $U_{\text{lab}}$  (lab Uncertainty) is less than  $U_{\text{CISPR/ETSI}}$  (CISPR/ETSI Uncertainty), so the test results

- compliance is deemed to occur if no measured disturbance level exceeds the disturbance limit;
- non-compliance is deemed to occur if any measured disturbance level exceeds the disturbance limit.



## 4.4 Test Location

All tests were performed at:

SGS-CSTC Standards Technical Services Co., Ltd., Shenzhen Branch

No. 1 Workshop, M-10, Middle Section, Science & Technology Park, Nanshan District, Shenzhen, Guangdong, China. 518057.

Tel: +86 755 2601 2053 Fax: +86 755 2671 0594

No tests were sub-contracted.

## 4.5 Test Facility

The test facility is recognized, certified, or accredited by the following organizations:

### • A2LA (Certificate No. 3816.01)

SGS-CSTC Standards Technical Services Co., Ltd., Shenzhen EMC Laboratory is accredited by the American Association for Laboratory Accreditation(A2LA). Certificate No. 3816.01.

### • VCCI (Member No. 1937)

The 3m Fully-anechoic chamber for above 1GHz, 10m Semi-anechoic chamber for below 1GHz, Shielded Room for Mains Port Conducted Interference Measurement and Telecommunication Port Conducted Interference Measurement of SGS-CSTC Standards Technical Services Co., Ltd. Shenzhen EMC laboratory have been registered in accordance with the Regulations for Voluntary Control Measures with Registration No.: G-20026, R-14188, C-12383 and T-11153 respectively.

### • FCC –Designation Number: CN1336

SGS-CSTC Standards Technical Services Co., Ltd., Shenzhen EMC Laboratory has been recognized as an accredited testing laboratory.

Designation Number: CN1336. Test Firm Registration Number: 787754.

### • Innovation, Science and Economic Development Canada

SGS-CSTC Standards Technical Services Co., Ltd., Shenzhen EMC Laboratory has been recognized by ISED as an accredited testing laboratory.

CAB identifier: CN0006.

IC#: 4620C.

## 4.6 Deviation from Standards

None

## 4.7 Abnormalities from Standard Conditions

None





## 5 Equipment List

| Conducted Emissions at AC Power Line (150kHz-30MHz) |                  |                  |               |            |              |
|---|------------------|------------------|---------------|------------|--------------|
| Equipment   | Manufacturer     | Model No.        | Inventory No. | Cal Date   | Cal Due Date |
| Shielding Room                                      | ZhongYu Electron | GB-88            | SEM001-06     | 2022-05-14 | 2025-05-13   |
| EMI Test Receiver                                   | Rohde&Schwarz    | ESCI             | SEM004-02     | 2024-03-14 | 2025-03-13   |
| Measurement Software                                | AUDIX            | e3 V8.2014-6-27a | N/A           | N/A        | N/A          |
| Coaxial Cable                                       | SGS              | N/A              | SEM024-01     | 2023-07-07 | 2024-07-06   |
| LISN  | Rohde&Schwarz    | ENV216           | SEM007-01     | 2023-09-19 | 2024-09-18   |
| LISN  | ETS-LINDGREN     | 3816/2           | SEM007-02     | 2024-03-14 | 2025-03-13   |

| RF Conducted Test    |              |               |               |            |              |
|----------------------|--------------|---------------|---------------|------------|--------------|
| Equipment            | Manufacturer | Model No.     | Inventory No. | Cal Date   | Cal Due Date |
| Power Sensor         | TST PASS     | TSPS2023R     | SEM009-26     | 2024-03-27 | 2025-03-26   |
| Power Sensor         | KEYSIGHT     | U2021XA       | SEM009-16     | 2024-03-14 | 2025-03-13   |
| DC Power Supply      | Chroma       | 62012P-80-60  | SEM011-11     | 2023-10-19 | 2024-10-18   |
| MXA Signal Analyzer  | KEYSIGHT     | N9020A        | SEM004-19     | 2024-03-14 | 2025-03-13   |
| Measurement Software | TST PASS     | TST PASS V2.0 | N/A           | N/A        | N/A          |
| Coaxial Cable        | SGS          | N/A           | SEM031-01     | 2023-07-07 | 2024-07-06   |
| Attenuator           | Huber+Suhner | 6620_SMA-50-1 | SEM021-09     | 2024-03-27 | 2025-03-26   |

| Radiated Emissions which fall in the restricted bands |                                    |                 |               |            |              |
|---|------------------------------------|-----------------|---------------|------------|--------------|
| Equipment   | Manufacturer                       | Model No.       | Inventory No. | Cal Date   | Cal Due Date |
| 3m Fully-Anechoic Chamber                             | AUDIX                              | N/A             | SEM001-02     | 2023-04-01 | 2026-03-31   |
| Signal Analyzer                                       | Rohde & Schwarz                    | FSV40           | SEM008-04     | 2024-03-15 | 2025-03-14   |
| Horn Antenna  | Rohde&Schwarz                      | HF907           | SEM003-07     | 2023-07-23 | 2025-07-22   |
| Microwave system amplifier                            | Agilent                            | 83017A          | SEM005-25     | 2023-09-19 | 2024-09-18   |
| Measurement Software                                  | AUDIX                              | e3 V8.2014-6-27 | N/A           | N/A        | N/A          |
| Coaxial Cable   | SGS                                | N/A             | SEM026-01     | 2023-07-07 | 2024-07-06   |
| Broad-Band Horn Antenna                               | Schwarzbeck                        | BBHA 9170       | SEM003-15     | 2022-08-10 | 2024-08-09   |
| Pre-Amplifier   | Compliance Directions Systems Inc. | PAP-2640-50     | SEM005-08     | 2024-03-15 | 2025-03-14   |



# SGS-CSTC Standards Technical Services Co., Ltd. Shenzhen Branch

SZEMC-TRF-01 Rev. A/1

Report No.: SZCR240400116203

Page: 10 of 528

| Radiated Spurious Emissions Below 1GHz |                      |                 |               |            |              |
|--|----------------------|-----------------|---------------|------------|--------------|
| Equipment                              | Manufacturer         | Model No.       | Inventory No. | Cal Date   | Cal Due Date |
| Loop Antenna                           | ETS-Lindgren         | 6502            | SEM003-08     | 2023-11-20 | 2025-11-19   |
| 3m Semi-Anechoic Chamber               | ETS-LINDGREN         | N/A             | SEM001-01     | 2023-06-19 | 2026-06-18   |
| MXE EMI Receiver                       | Agilent Technologies | N9038A          | SEM004-15     | 2023-10-19 | 2024-10-18   |
| BiConiLog Antenna                      | ETS-LINDGREN         | 3142C           | SEM003-01     | 2023-09-16 | 2025-09-15   |
| Pre-Amplifier                          | Agilent Technologies | 8447D           | SEM005-01     | 2024-03-14 | 2025-03-13   |
| Measurement Software                   | AUDIX                | e3 V8.2014-6-27 | N/A           | N/A        | N/A          |
| Coaxial Cable                          | SGS                  | N/A             | SEM025-01     | 2023-07-07 | 2024-07-06   |

| Radiated Spurious Emissions Above 1GHz |                                    |                 |               |            |              |
|--|------------------------------------|-----------------|---------------|------------|--------------|
| Equipment                              | Manufacturer                       | Model No.       | Inventory No. | Cal Date   | Cal Due Date |
| 3m Fully-Anechoic Chamber              | AUDIX                              | N/A             | SEM001-02     | 2023-04-01 | 2026-03-31   |
| Signal Analyzer                        | Rohde & Schwarz                    | FSV40           | SEM008-04     | 2024-03-15 | 2025-03-14   |
| Horn Antenna                           | Rohde&Schwarz                      | HF907           | SEM003-07     | 2023-07-23 | 2025-07-22   |
| Microwave system amplifier             | Agilent                            | 83017A          | SEM005-25     | 2023-09-19 | 2024-09-18   |
| Measurement Software                   | AUDIX                              | e3 V8.2014-6-27 | N/A           | N/A        | N/A          |
| Coaxial Cable                          | SGS                                | N/A             | SEM026-01     | 2023-07-07 | 2024-07-06   |
| Broad-Band Horn Antenna                | Schwarzbeck                        | BBHA 9170       | SEM003-15     | 2022-08-10 | 2024-08-09   |
| Pre-Amplifier                          | Compliance Directions Systems Inc. | PAP-2640-50     | SEM005-08     | 2024-03-15 | 2025-03-14   |

| General used equipment          |   |           |               |            |              |
|---------------------------------|---|-----------|---------------|------------|--------------|
| Equipment                       | Manufacturer                              | Model No. | Inventory No. | Cal Date   | Cal Due Date |
| Humidity/ Temperature Indicator | deli                                      | 8838      | SEM002-32     | 2023-07-28 | 2024-07-27   |
| Humidity/ Temperature Indicator | deli                                      | 8838      | SEM002-33     | 2023-07-28 | 2024-07-27   |
| Barometer                       | Changchun Meteorological Industry Factory | DYM3      | SEM002-01     | 2024-03-18 | 2025-03-17   |

## 6 Radio Spectrum Technical Requirement

### 6.1 Antenna Requirement

#### 6.1.1 Test Requirement:

47 CFR Part 15, Subpart C 15.203

#### 6.1.2 Conclusion

Standard Requirement:

An intentional radiator shall be designed to ensure that no antenna other than that furnished by the responsible party shall be used with the device. The use of a antenna that uses a unique coupling to the intentional radiator, the manufacturer may design the unit permanently attached antenna or of an so that a broken antenna can be replaced by the user, but the use of a standard antenna jack or electrical connector is prohibited.

EUT Antenna:

The antenna connector is a IPEX type that comply with Part15.203, the best case gain of the antenna1 is 5.73dBi, Antenna2: 6.13dBi, Antenna3: 3.45dBi.

The EUT support Cyclic Delay Diversity (CDD) mode, and CDD signals are correlated.

For power measurements, directional Gain = 6.13dBi.

For power spectral density measurements, Directional gain = GANT + Array Gain = 6.13 + 10\*log(3/1) = 10.90dBi.

The EUT also supports beamforming mode, and the beamforming support 802.11a/b/g/n/ac/ax only.

For beamforming operation, manufacturer automatically backs power down based on a 10log (N<sub>ANT</sub>) factor based on CDD power, Therefore, only the CDD mode was evaluated in this report.

Antenna location: Refer to internal photo.



## 6.2 Transmission in the Absence of Data

### 6.2.1 Test Requirement:

47 CFR Part 15, Subpart E 15.407 (c)

### 6.2.2 Conclusion

#### 6.2.2 Conclusion

##### Standard Requirement:

The device shall automatically discontinue transmission in case of either absence of information to transmit or operational failure. These provisions are not intended to preclude the transmission of control or signalling information or the use of repetitive codes used by certain digital technologies to complete frame or burst intervals.

Applicants shall include in their application for equipment authorization a description of how this requirement is met.

##### EUT Details:

WIFI chip support automatically discontinue transmission in case of either absence of information to transmit or operational failure, if the chip detect absence of information to transmit or operational failure, it will be automatically shut off.





## 7 Radio Spectrum Matter Test Results

### 7.1 Conducted Emissions at AC Power Line (150kHz-30MHz)

Test Requirement 47 CFR Part 15, Subpart C 15.207 & Subpart E 15.407 b(9)

Test Method: ANSI C63.10 (2013) Section 6.2

Limit:

| Frequency of emission(MHz) | Conducted limit(dBμ V) |           |
|----------------------------|------------------------|-----------|
|                            | Quasi-peak             | Average   |
| 0.15-0.5                   | 66 to 56*              | 56 to 46* |
| 0.5-5                      | 56                     | 46        |
| 5-30                       | 60                     | 50        |

\*Decreases with the logarithm of the frequency.

#### 7.1.1 E.U.T. Operation

Operating Environment:

Temperature: 23.5 °C

Humidity: 45.5 % RH

Atmospheric Pressure: 1020 mbar

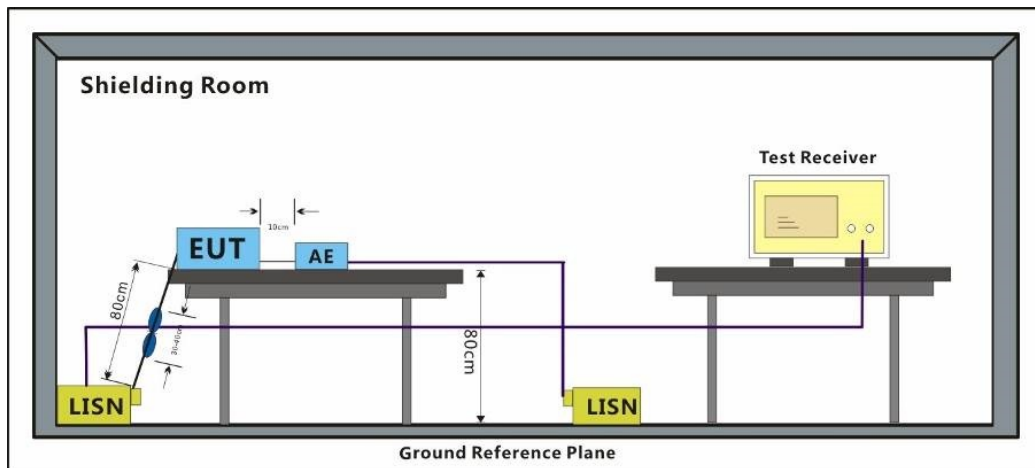
#### 7.1.2 Test Mode Description

| Pre-scan / Final test | Mode Code | Description  |
|-----------------------|-----------|--|
| Final test            | 02        | TX mode (U-NII-1)_Keep the EUT in continuously transmitting mode with all modulation types. All data rates for each modulation type have been tested and found the data rate @ 6Mbps is the worst case of IEEE 802.11a; data rate @ HT0/HT8 is the worst case of IEEE 802.11n(HT20); data rate @ HT0/HT8 is the worst case of IEEE 802.11n(HT40); data rate @ VHT0 is the worst case of IEEE 802.11ac(HT80); data rate @ VHT0 is the worst case of IEEE 802.11ac(HT160); data rate @ HE0 is the worst case of IEEE 802.11ax(HT20); data rate @ HE0 is the worst case of IEEE 802.11ax(HT40); data rate @ HE0 is the worst case of IEEE 802.11ax(HT80); data rate @ HE0 is the worst case of IEEE 802.11ax(HT160). Only the data of worst case is recorded in the report. |
| Pre-scan              | 03        | TX mode (U-NII-2A)_Keep the EUT in continuously transmitting mode with all modulation types. All data rates for each modulation type have been tested and found the data rate @ 6Mbps is the worst case of IEEE 802.11a; data rate @ HT0/HT8 is the worst case of IEEE 802.11n(HT20); data rate @ HT0/HT8 is the worst case of IEEE 802.11n(HT40); data rate @ VHT0 is the worst case of IEEE 802.11ac(HT80); data rate @ HE0 is the worst case of IEEE 802.11ax(HT20); data rate @ HE0 is the worst case of IEEE 802.11ax(HT40); data rate @ HE0 is the worst case of IEEE 802.11ax(HT80). Only the data of worst case is recorded in the report.   |
| Pre-scan              | 04        | TX mode (U-NII-2C)_Keep the EUT in continuously transmitting mode with all modulation types. All data rates for each modulation type have been tested and found the data rate @ 6Mbps is the worst case of IEEE 802.11a; data rate @ HT0/HT8 is the worst case of IEEE 802.11n(HT20); data rate @ HT0/HT8 is the worst case of IEEE 802.11n(HT40); data rate @ VHT0 is the worst case of IEEE 802.11ac(HT80); data rate @ VHT0 is the worst case of IEEE 802.11ac(HT160); data rate @ HE0 is the worst case of IEEE 802.11ax(HT20); data rate @ HE0 is the worst case of IEEE 802.11ax(HT40); data rate @ HE0 is the worst case of IEEE 802.11ax(HT80). Only the data of worst case is recorded in the report.   |



|          |    |  |
|----------|----|--|
|          |    | the worst case of IEEE 802.11ax(HT20); data rate @ HE0 is the worst case of IEEE 802.11ax(HT40); data rate @ HE0 is the worst case of IEEE 802.11ax(HT80); data rate @ HE0 is the worst case of IEEE 802.11ax(HT160). Only the data of worst case is recorded in the report.   |
| Pre-scan | 05 | TX mode (U-NII-3)_Keep the EUT in continuously transmitting mode with all modulation types.All data rates for each modulation type have been tested and found the data rate @ 6Mbps is the worst case of IEEE 802.11a; data rate @ HT0/HT8 is the worst case of IEEE 802.11n(HT20); data rate @ HT0/HT8 is the worst case of IEEE 802.11n(HT40); data rate @ VHT0 is the worst case of IEEE 802.11ac(HT80); data rate @ HE0 is the worst case of IEEE 802.11ax(HT20); data rate @ HE0 is the worst case of IEEE 802.11ax(HT40); data rate @ HE0 is the worst case of IEEE 802.11ax(HT80). Only the data of worst case is recorded in the report. |

### 7.1.3 Test Setup Diagram



## 7.1.4 Measurement Procedure and Data

- 1) The mains terminal disturbance voltage test was conducted in a shielded room.
- 2) The EUT was connected to AC power source through a LISN 1 (Line Impedance Stabilization Network) which provides a 50ohm/50μH + 5ohm linear impedance. The power cables of all other units of the EUT were connected to a second LISN 2, which was bonded to the ground reference plane in the same way as the LISN 1 for the unit being measured. A multiple socket outlet strip was used to connect multiple power cables to a single LISN provided the rating of the LISN was not exceeded.
- 3) The tabletop EUT was placed upon a non-metallic table 0.8m above the ground reference plane. And for floor-standing arrangement, the EUT was placed on the horizontal ground reference plane,
- 4) The test was performed with a vertical ground reference plane. The rear of the EUT shall be 0.4 m from the vertical ground reference plane. The vertical ground reference plane was bonded to the horizontal ground reference plane. The LISN 1 was placed 0.8 m from the boundary of the unit under test and bonded to a ground reference plane for LISNs mounted on top of the ground reference plane. This distance was between the closest points of the LISN 1 and the EUT. All other units of the EUT and associated equipment was at least 0.8 m from the LISN 2.
- 5) In order to find the maximum emission, the relative positions of equipment and all of the interface cables must be changed according to ANSI C63.10 on conducted measurement.

Remark: Level=Read Level+ Cable Loss+ LISN Factor



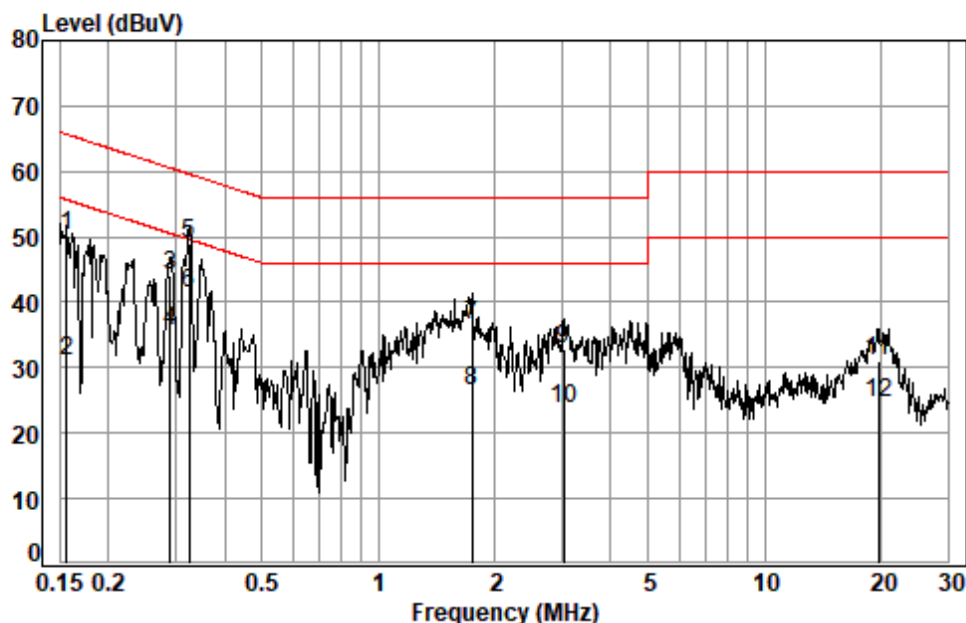
## SGS-CSTC Standards Technical Services Co., Ltd. Shenzhen Branch

SZEMC-TRF-01 Rev. A/1

Report No.: SZCR240400116203

Page: 16 of 528

Test Mode: 02; Line: Live line



Site : Shielding Room

Condition: Line

Job No. : 01162TL

Test mode: 02

|     | Freq    | Cable Loss | LISN Factor | Read Level | Level | Limit Line | Over Limit | Remark  |
|-----|---------|------------|-------------|------------|-------|------------|------------|---------|
|     | MHz     | dB         | dB          | dBuV       | dBuV  | dBuV       | dB         |         |
| 1   | 0.1565  | 0.02       | 9.89        | 40.25      | 50.16 | 65.65      | -15.49     | QP      |
| 2   | 0.1565  | 0.02       | 9.89        | 21.11      | 31.02 | 55.65      | -24.63     | Average |
| 3   | 0.2893  | 0.03       | 10.00       | 33.94      | 43.97 | 60.54      | -16.57     | QP      |
| 4   | 0.2893  | 0.03       | 10.00       | 25.44      | 35.47 | 50.54      | -15.07     | Average |
| 5 * | 0.3234  | 0.03       | 10.02       | 38.83      | 48.88 | 59.62      | -10.74     | QP      |
| 6 * | 0.3234  | 0.03       | 10.02       | 31.40      | 41.45 | 49.62      | -8.17      | Average |
| 7   | 1.7529  | 0.07       | 10.01       | 26.30      | 36.38 | 56.00      | -19.62     | QP      |
| 8   | 1.7529  | 0.07       | 10.01       | 16.38      | 26.46 | 46.00      | -19.54     | Average |
| 9   | 3.0253  | 0.08       | 10.04       | 22.80      | 32.92 | 56.00      | -23.08     | QP      |
| 10  | 3.0253  | 0.08       | 10.04       | 13.48      | 23.60 | 46.00      | -22.40     | Average |
| 11  | 19.7397 | 0.27       | 10.21       | 20.58      | 31.06 | 60.00      | -28.94     | QP      |
| 12  | 19.7397 | 0.27       | 10.21       | 14.22      | 24.70 | 50.00      | -25.30     | Average |



Unless otherwise agreed in writing, this document is issued by the Company subject to its General Conditions of Service printed overleaf, available on request or accessible at <https://www.sgs.com/en/Terms-and-Conditions>. Attention is drawn to the limitation of liability, indemnification and jurisdiction issues defined therein. Any holder of this document is advised that information contained hereon reflects the Company's findings at the time of its intervention only and within the limits of Client's instructions, if any. The Company's sole responsibility is to its Client and this document does not exonerate parties to a transaction from exercising all their rights and obligations under the transaction documents. This document cannot be reproduced except in full, without prior written approval of the Company. Any unauthorized alteration, forgery or falsification of the content or appearance of this document is unlawful and offenders may be prosecuted to the fullest extent of the law. Unless otherwise stated the results shown in this test report refer only to the sample(s) tested and such sample(s) are retained for 30 days only.

Attention: To check the authenticity of testing /inspection report & certificate, please contact us at telephone: (86-755) 8307 1443, or email: [CN.Doccheck@sgs.com](mailto:CN.Doccheck@sgs.com)

SGS-CSTC Standards Technical Services Co., Ltd.  
Shenzhen Branch (SZEMC) Laboratory

No.1 Workshop, M-10, Middle Section, Science & Technology Park, Nanshan District, Shenzhen, Guangdong, China 518057 t (86-755) 26012053 f (86-755) 26710594 www.sgs.com.cn  
中国·广东·深圳市南山区科技园中区M-10栋1号厂房 邮编: 518057 t (86-755) 26012053 f (86-755) 26710594 sgs.china@sgs.com



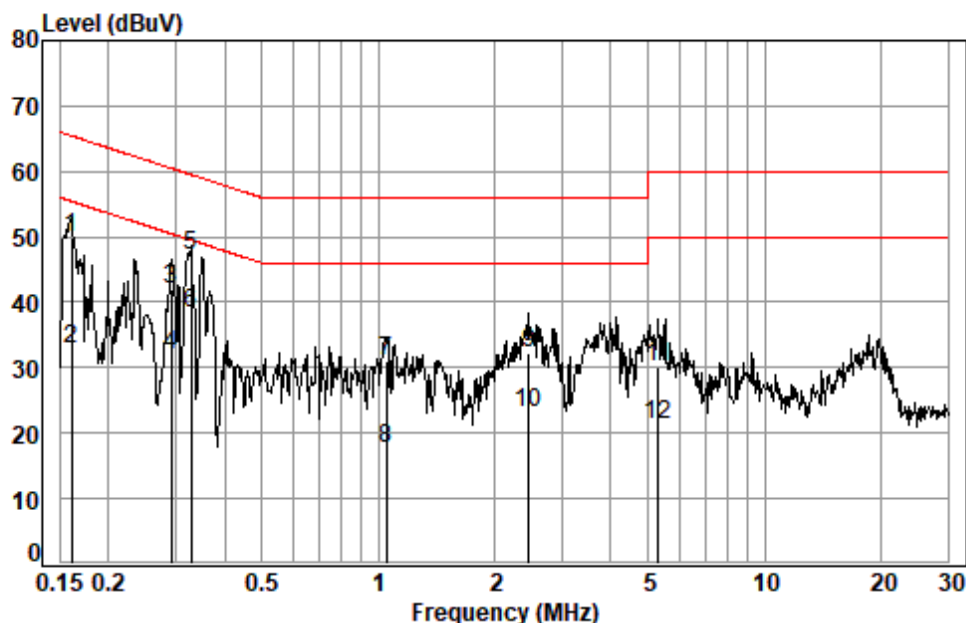
## SGS-CSTC Standards Technical Services Co., Ltd. Shenzhen Branch

SZEMC-TRF-01 Rev. A/1

Report No.: SZCR240400116203

Page: 17 of 528

Test Mode: 02; Line: Neutral Line



Site : Shielding Room

Condition: Neutral

Job No. : 01162TL

Test mode: 02

|     | Freq   | Cable Loss | LISN Factor | Read Level | Level | Limit Line | Over Limit | Remark  |
|-----|--------|------------|-------------|------------|-------|------------|------------|---------|
|     | MHz    | dB         | dB          | dBuV       | dBuV  | dBuV       | dB         |         |
| 1   | 0.1607 | 0.02       | 9.89        | 39.91      | 49.82 | 65.43      | -15.61     | QP      |
| 2   | 0.1607 | 0.02       | 9.89        | 23.03      | 32.94 | 55.43      | -22.49     | Average |
| 3   | 0.2909 | 0.03       | 9.91        | 32.01      | 41.95 | 60.50      | -18.55     | QP      |
| 4   | 0.2909 | 0.03       | 9.91        | 22.00      | 31.94 | 50.50      | -18.56     | Average |
| 5 * | 0.3268 | 0.03       | 9.92        | 37.15      | 47.10 | 59.53      | -12.43     | QP      |
| 6 * | 0.3268 | 0.03       | 9.92        | 28.27      | 38.22 | 49.53      | -11.31     | Average |
| 7   | 1.0485 | 0.06       | 9.97        | 20.92      | 30.95 | 56.00      | -25.05     | QP      |
| 8   | 1.0485 | 0.06       | 9.97        | 7.61       | 17.64 | 46.00      | -28.36     | Average |
| 9   | 2.4476 | 0.07       | 9.96        | 22.27      | 32.30 | 56.00      | -23.70     | QP      |
| 10  | 2.4476 | 0.07       | 9.96        | 13.12      | 23.15 | 46.00      | -22.85     | Average |
| 11  | 5.3050 | 0.09       | 10.02       | 20.11      | 30.22 | 60.00      | -29.78     | QP      |
| 12  | 5.3050 | 0.09       | 10.02       | 11.10      | 21.21 | 50.00      | -28.79     | Average |



SGS-CSTC Standards Technical Services Co., Ltd.  
Shenzhen Branch (SZEMC) Laboratory

Unless otherwise agreed in writing, this document is issued by the Company subject to its General Conditions of Service printed overleaf, available on request or accessible at <https://www.sgs.com/en/Terms-and-Conditions>. Attention is drawn to the limitation of liability, indemnification and jurisdiction issues defined therein. Any holder of this document is advised that information contained hereon reflects the Company's findings at the time of its intervention only and within the limits of Client's instructions, if any. The Company's sole responsibility is to its Client and this document does not exonerate parties to a transaction from exercising all their rights and obligations under the transaction documents. This document cannot be reproduced except in full, without prior written approval of the Company. Any unauthorized alteration, forgery or falsification of the content or appearance of this document is unlawful and offenders may be prosecuted to the fullest extent of the law. Unless otherwise stated the results shown in this test report refer only to the sample(s) tested and such sample(s) are retained for 30 days only.

Attention: To check the authenticity of testing /inspection report & certificate, please contact us at telephone: (86-755) 8307 1443, or email: [CN.Doccheck@sgs.com](mailto:CN.Doccheck@sgs.com)

No.1 Workshop, M-10, Middle Section, Science & Technology Park, Nanshan District, Shenzhen, Guangdong, China 518057 t (86-755) 26012053 f (86-755) 26710594 www.sgs.com.cn  
中国·广东·深圳市南山区科技园中区M-10栋1号厂房 邮编: 518057 t (86-755) 26012053 f (86-755) 26710594 sgs.china@sgs.com

## 7.2 Duty Cycle

Test Requirement KDB 789033 D02 II B 1  
Test Method: KDB 789033 II B 1

### 7.2.1 E.U.T. Operation

Operating Environment:

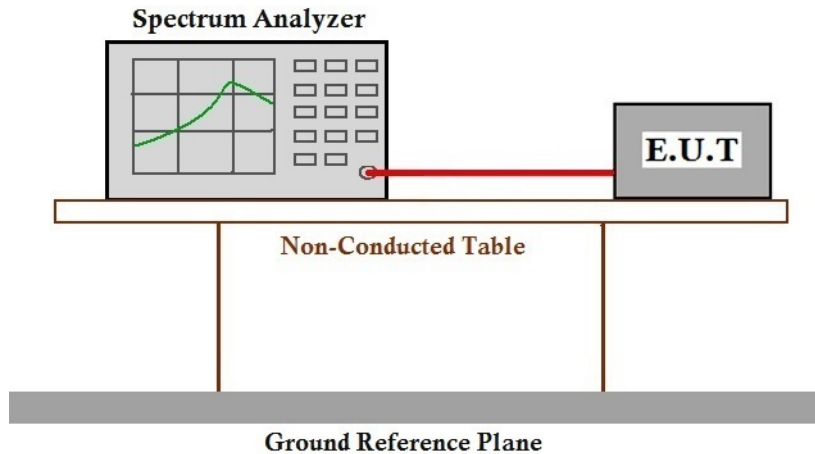
Temperature: 24.3 °C Humidity: 38.2 % RH Atmospheric Pressure: 1020 mbar

### 7.2.2 Test Mode Description

| Pre-scan / Final test | Mode Code | Description   |
|-----------------------|-----------|---|
| Final test            | 02        | TX mode (U-NII-1)_Keep the EUT in continuously transmitting mode with all modulation types. All data rates for each modulation type have been tested and found the data rate @ 6Mbps is the worst case of IEEE 802.11a; data rate @ HT0/HT8 is the worst case of IEEE 802.11n(HT20); data rate @ HT0/HT8 is the worst case of IEEE 802.11n(HT40); data rate @ VHT0 is the worst case of IEEE 802.11ac(HT80); data rate @ HE0 is the worst case of IEEE 802.11ax(HT20); data rate @ HE0 is the worst case of IEEE 802.11ax(HT40); data rate @ HE0 is the worst case of IEEE 802.11ax(HT80); data rate @ HE0 is the worst case of IEEE 802.11ax(HT160). Only the data of worst case is recorded in the report.  |
| Final test            | 03        | TX mode (U-NII-2A)_Keep the EUT in continuously transmitting mode with all modulation types. All data rates for each modulation type have been tested and found the data rate @ 6Mbps is the worst case of IEEE 802.11a; data rate @ HT0/HT8 is the worst case of IEEE 802.11n(HT20); data rate @ HT0/HT8 is the worst case of IEEE 802.11n(HT40); data rate @ VHT0 is the worst case of IEEE 802.11ac(HT80); data rate @ HE0 is the worst case of IEEE 802.11ax(HT20); data rate @ HE0 is the worst case of IEEE 802.11ax(HT40); data rate @ HE0 is the worst case of IEEE 802.11ax(HT80). Only the data of worst case is recorded in the report.  |
| Final test            | 04        | TX mode (U-NII-2C)_Keep the EUT in continuously transmitting mode with all modulation types. All data rates for each modulation type have been tested and found the data rate @ 6Mbps is the worst case of IEEE 802.11a; data rate @ HT0/HT8 is the worst case of IEEE 802.11n(HT20); data rate @ HT0/HT8 is the worst case of IEEE 802.11n(HT40); data rate @ VHT0 is the worst case of IEEE 802.11ac(HT80); data rate @ VHT0 is the worst case of IEEE 802.11ac(HT160); data rate @ HE0 is the worst case of IEEE 802.11ax(HT20); data rate @ HE0 is the worst case of IEEE 802.11ax(HT40); data rate @ HE0 is the worst case of IEEE 802.11ax(HT80); data rate @ HE0 is the worst case of IEEE 802.11ax(HT160). Only the data of worst case is recorded in the report. |
| Final test            | 05        | TX mode (U-NII-3)_Keep the EUT in continuously transmitting mode with all modulation types. All data rates for each modulation type have been tested and found the data rate @ 6Mbps is the worst case of IEEE 802.11a; data rate @ HT0/HT8 is the worst case of IEEE 802.11n(HT20); data rate @ HT0/HT8 is the worst case of IEEE 802.11n(HT40); data rate @ VHT0 is the worst case of IEEE 802.11ac(HT80); data rate @ HE0 is the worst case of IEEE 802.11ax(HT20); data rate @ HE0 is the worst case of IEEE 802.11ax(HT40); data rate @ HE0 is the worst case of IEEE 802.11ax(HT80). Only the data of worst case is recorded in the report.   |



### 7.2.3 Test Setup Diagram



### 7.2.4 Measurement Procedure and Data

Please Refer to Appendix for Details

# SGS-CSTC Standards Technical Services Co., Ltd. Shenzhen Branch

SZEMC-TRF-01 Rev. A/1

Report No.: SZCR240400116203

Page: 20 of 528

## 7.3 99% Bandwidth

Test Requirement N/A  
Test Method: KDB 789033 II D

### 7.3.1 E.U.T. Operation

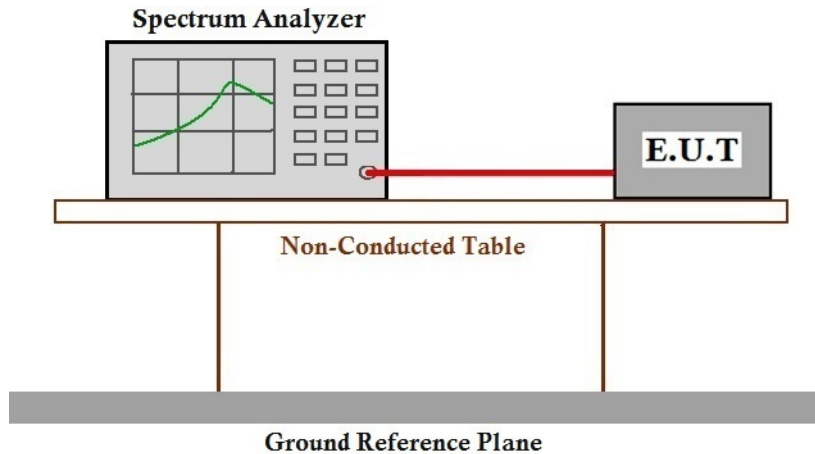
Operating Environment:  
Temperature: 24.3 °C Humidity: 38.2 % RH Atmospheric Pressure: 1020 mbar

### 7.3.2 Test Mode Description

| Pre-scan / Final test | Mode Code | Description   |
|-----------------------|-----------|---|
| Final test            | 02        | TX mode (U-NII-1)_Keep the EUT in continuously transmitting mode with all modulation types. All data rates for each modulation type have been tested and found the data rate @ 6Mbps is the worst case of IEEE 802.11a; data rate @ HT0/HT8 is the worst case of IEEE 802.11n(HT20); data rate @ HT0/HT8 is the worst case of IEEE 802.11n(HT40); data rate @ VHT0 is the worst case of IEEE 802.11ac(HT80); data rate @ HE0 is the worst case of IEEE 802.11ax(HT20); data rate @ HE0 is the worst case of IEEE 802.11ax(HT40); data rate @ HE0 is the worst case of IEEE 802.11ax(HT80); data rate @ HE0 is the worst case of IEEE 802.11ax(HT160). Only the data of worst case is recorded in the report.  |
| Final test            | 03        | TX mode (U-NII-2A)_Keep the EUT in continuously transmitting mode with all modulation types. All data rates for each modulation type have been tested and found the data rate @ 6Mbps is the worst case of IEEE 802.11a; data rate @ HT0/HT8 is the worst case of IEEE 802.11n(HT20); data rate @ HT0/HT8 is the worst case of IEEE 802.11n(HT40); data rate @ VHT0 is the worst case of IEEE 802.11ac(HT80); data rate @ HE0 is the worst case of IEEE 802.11ax(HT20); data rate @ HE0 is the worst case of IEEE 802.11ax(HT40); data rate @ HE0 is the worst case of IEEE 802.11ax(HT80). Only the data of worst case is recorded in the report.  |
| Final test            | 04        | TX mode (U-NII-2C)_Keep the EUT in continuously transmitting mode with all modulation types. All data rates for each modulation type have been tested and found the data rate @ 6Mbps is the worst case of IEEE 802.11a; data rate @ HT0/HT8 is the worst case of IEEE 802.11n(HT20); data rate @ HT0/HT8 is the worst case of IEEE 802.11n(HT40); data rate @ VHT0 is the worst case of IEEE 802.11ac(HT80); data rate @ VHT0 is the worst case of IEEE 802.11ac(HT160); data rate @ HE0 is the worst case of IEEE 802.11ax(HT20); data rate @ HE0 is the worst case of IEEE 802.11ax(HT40); data rate @ HE0 is the worst case of IEEE 802.11ax(HT80); data rate @ HE0 is the worst case of IEEE 802.11ax(HT160). Only the data of worst case is recorded in the report. |
| Final test            | 05        | TX mode (U-NII-3)_Keep the EUT in continuously transmitting mode with all modulation types. All data rates for each modulation type have been tested and found the data rate @ 6Mbps is the worst case of IEEE 802.11a; data rate @ HT0/HT8 is the worst case of IEEE 802.11n(HT20); data rate @ HT0/HT8 is the worst case of IEEE 802.11n(HT40); data rate @ VHT0 is the worst case of IEEE 802.11ac(HT80); data rate @ HE0 is the worst case of IEEE 802.11ax(HT20); data rate @ HE0 is the worst case of IEEE 802.11ax(HT40); data rate @ HE0 is the worst case of IEEE 802.11ax(HT80). Only the data of worst case is recorded in the report.   |



### 7.3.3 Test Setup Diagram



### 7.3.4 Measurement Procedure and Data

Please Refer to Appendix for Details

## 7.4 26dB Emission bandwidth

Test Requirement 47 CFR Part 15, Subpart E 15.407 (a)

Test Method: KDB 789033 D02 II C 1

### 7.4.1 E.U.T. Operation

Operating Environment:

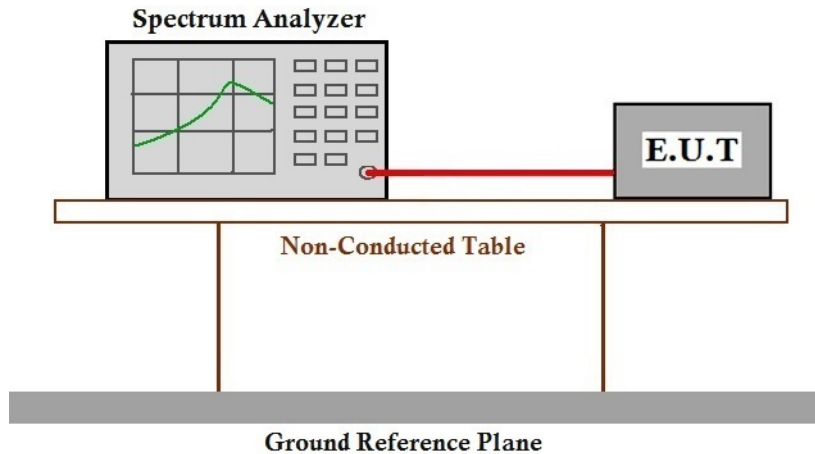
Temperature: 24.3 °C Humidity: 38.2 % RH Atmospheric Pressure: 1020 mbar

### 7.4.2 Test Mode Description

| Pre-scan / Final test | Mode Code | Description   |
|-----------------------|-----------|---|
| Final test            | 02        | TX mode (U-NII-1)_Keep the EUT in continuously transmitting mode with all modulation types. All data rates for each modulation type have been tested and found the data rate @ 6Mbps is the worst case of IEEE 802.11a; data rate @ HT0/HT8 is the worst case of IEEE 802.11n(HT20); data rate @ HT0/HT8 is the worst case of IEEE 802.11n(HT40); data rate @ VHT0 is the worst case of IEEE 802.11ac(HT80); data rate @ HE0 is the worst case of IEEE 802.11ax(HT20); data rate @ HE0 is the worst case of IEEE 802.11ax(HT40); data rate @ HE0 is the worst case of IEEE 802.11ax(HT80); data rate @ HE0 is the worst case of IEEE 802.11ax(HT160). Only the data of worst case is recorded in the report.  |
| Final test            | 03        | TX mode (U-NII-2A)_Keep the EUT in continuously transmitting mode with all modulation types. All data rates for each modulation type have been tested and found the data rate @ 6Mbps is the worst case of IEEE 802.11a; data rate @ HT0/HT8 is the worst case of IEEE 802.11n(HT20); data rate @ HT0/HT8 is the worst case of IEEE 802.11n(HT40); data rate @ VHT0 is the worst case of IEEE 802.11ac(HT80); data rate @ HE0 is the worst case of IEEE 802.11ax(HT20); data rate @ HE0 is the worst case of IEEE 802.11ax(HT40); data rate @ HE0 is the worst case of IEEE 802.11ax(HT80). Only the data of worst case is recorded in the report.  |
| Final test            | 04        | TX mode (U-NII-2C)_Keep the EUT in continuously transmitting mode with all modulation types. All data rates for each modulation type have been tested and found the data rate @ 6Mbps is the worst case of IEEE 802.11a; data rate @ HT0/HT8 is the worst case of IEEE 802.11n(HT20); data rate @ HT0/HT8 is the worst case of IEEE 802.11n(HT40); data rate @ VHT0 is the worst case of IEEE 802.11ac(HT80); data rate @ VHT0 is the worst case of IEEE 802.11ac(HT160); data rate @ HE0 is the worst case of IEEE 802.11ax(HT20); data rate @ HE0 is the worst case of IEEE 802.11ax(HT40); data rate @ HE0 is the worst case of IEEE 802.11ax(HT80); data rate @ HE0 is the worst case of IEEE 802.11ax(HT160). Only the data of worst case is recorded in the report. |
| Final test            | 05        | TX mode (U-NII-3)_Keep the EUT in continuously transmitting mode with all modulation types. All data rates for each modulation type have been tested and found the data rate @ 6Mbps is the worst case of IEEE 802.11a; data rate @ HT0/HT8 is the worst case of IEEE 802.11n(HT20); data rate @ HT0/HT8 is the worst case of IEEE 802.11n(HT40); data rate @ VHT0 is the worst case of IEEE 802.11ac(HT80); data rate @ HE0 is the worst case of IEEE 802.11ax(HT20); data rate @ HE0 is the worst case of IEEE 802.11ax(HT40); data rate @ HE0 is the worst case of IEEE 802.11ax(HT80). Only the data of worst case is recorded in the report.   |



### 7.4.3 Test Setup Diagram



### 7.4.4 Measurement Procedure and Data

Please Refer to Appendix for Details

## 7.5 Minimum 6 dB bandwidth (5.725-5.85 GHz band)

Test Requirement 47 CFR Part 15, Subpart E 15.407 (e)

Test Method: KDB 789033 D02 II C 2

Limit:

| Frequency band(MHz) | Limit    |
|---------------------|----------|
| 5725-5850           | ≥500 kHz |

### 7.5.1 E.U.T. Operation

Operating Environment:

Temperature: 24.3 °C

Humidity: 38.2 % RH

Atmospheric Pressure: 1020 mbar

### 7.5.2 Test Mode Description

| Pre-scan / Final test | Mode Code | Description   |
|-----------------------|-----------|---|
| Final test            | 02        | TX mode (U-NII-1)_Keep the EUT in continuously transmitting mode with all modulation types. All data rates for each modulation type have been tested and found the data rate @ 6Mbps is the worst case of IEEE 802.11a; data rate @ HT0/HT8 is the worst case of IEEE 802.11n(HT20); data rate @ HT0/HT8 is the worst case of IEEE 802.11n(HT40); data rate @ VHT0 is the worst case of IEEE 802.11ac(HT80); data rate @ VHT0 is the worst case of IEEE 802.11ac(HT160); data rate @ HE0 is the worst case of IEEE 802.11ax(HT20); data rate @ HE0 is the worst case of IEEE 802.11ax(HT40); data rate @ HE0 is the worst case of IEEE 802.11ax(HT80); data rate @ HE0 is the worst case of IEEE 802.11ax(HT160). Only the data of worst case is recorded in the report.  |
| Final test            | 03        | TX mode (U-NII-2A)_Keep the EUT in continuously transmitting mode with all modulation types. All data rates for each modulation type have been tested and found the data rate @ 6Mbps is the worst case of IEEE 802.11a; data rate @ HT0/HT8 is the worst case of IEEE 802.11n(HT20); data rate @ HT0/HT8 is the worst case of IEEE 802.11n(HT40); data rate @ VHT0 is the worst case of IEEE 802.11ac(HT80); data rate @ HE0 is the worst case of IEEE 802.11ax(HT20); data rate @ HE0 is the worst case of IEEE 802.11ax(HT40); data rate @ HE0 is the worst case of IEEE 802.11ax(HT80). Only the data of worst case is recorded in the report.  |
| Final test            | 04        | TX mode (U-NII-2C)_Keep the EUT in continuously transmitting mode with all modulation types. All data rates for each modulation type have been tested and found the data rate @ 6Mbps is the worst case of IEEE 802.11a; data rate @ HT0/HT8 is the worst case of IEEE 802.11n(HT20); data rate @ HT0/HT8 is the worst case of IEEE 802.11n(HT40); data rate @ VHT0 is the worst case of IEEE 802.11ac(HT80); data rate @ VHT0 is the worst case of IEEE 802.11ac(HT160); data rate @ HE0 is the worst case of IEEE 802.11ax(HT20); data rate @ HE0 is the worst case of IEEE 802.11ax(HT40); data rate @ HE0 is the worst case of IEEE 802.11ax(HT80); data rate @ HE0 is the worst case of IEEE 802.11ax(HT160). Only the data of worst case is recorded in the report. |
| Final test            | 05        | TX mode (U-NII-3)_Keep the EUT in continuously transmitting mode with all modulation types. All data rates for each modulation type have been tested and found the data rate @ 6Mbps is the worst case of IEEE 802.11a; data rate @ HT0/HT8 is the worst case of IEEE 802.11n(HT20); data rate @ HT0/HT8 is the worst case of   |



Unless otherwise agreed in writing, this document is issued by the Company subject to its General Conditions of Service printed overleaf, available on request or accessible at <https://www.sgs.com/en/Terms-and-Conditions>. Attention is drawn to the limitation of liability, indemnification and jurisdiction issues defined therein. Any holder of this document is advised that information contained hereon reflects the Company's findings at the time of its intervention only and within the limits of Client's instructions, if any. The Company's sole responsibility is to its Client and this document does not exonerate parties to a transaction from exercising all their rights and obligations under the transaction documents. This document cannot be reproduced except in full, without prior written approval of the Company. Any unauthorized alteration, forgery or falsification of the content or appearance of this document is unlawful and offenders may be prosecuted to the fullest extent of the law. Unless otherwise stated the results shown in this test report refer only to the sample(s) tested and such sample(s) are retained for 30 days only.

Attention: To check the authenticity of testing /inspection report & certificate, please contact us at telephone: (86-755) 8307 1443, or email: [CN.Doccheck@sgs.com](mailto:CN.Doccheck@sgs.com)

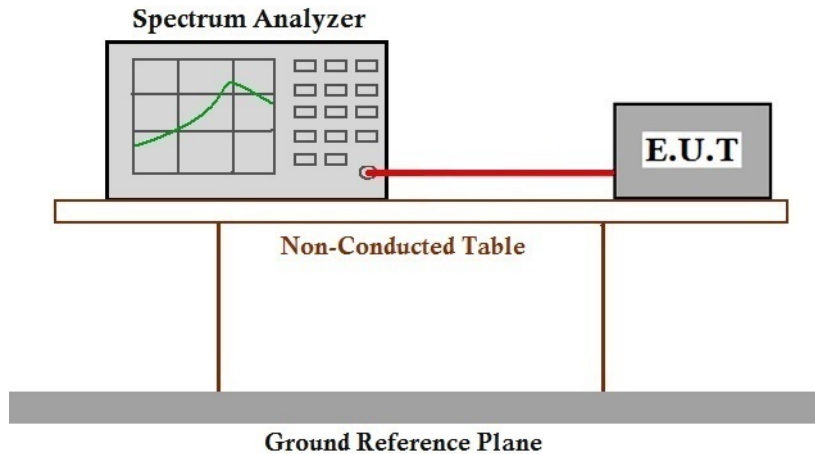
SGS-CSTC Standards Technical Services Co., Ltd.  
Shenzhen Branch

No.1 Workshop, M-10, Middle Section, Science & Technology Park, Nanshan District, Shenzhen, Guangdong, China 518057 t (86-755) 26012053 f (86-755) 26710594 www.sgs.com.cn  
中国·广东·深圳市南山区科技园中区M-10栋1号厂房 邮编: 518057 t (86-755) 26012053 f (86-755) 26710594 sgs.china@sgs.com



|  |   |
|--|---|
|  | IEEE 802.11n(HT40); data rate @ VHT0 is the worst case of IEEE 802.11ac(HT80); data rate @ HE0 is the worst case of IEEE 802.11ax(HT20); data rate @ HE0 is the worst case of IEEE 802.11ax(HT40); data rate @ HE0 is the worst case of IEEE 802.11ax(HT80). Only the data of worst case is recorded in the report. |
|--|---|

### 7.5.3 Test Setup Diagram



### 7.5.4 Measurement Procedure and Data

Please Refer to Appendix for Details

## 7.6 Maximum Conducted output power

Test Requirement 47 CFR Part 15, Subpart E 15.407 (a)

Test Method: KDB 789033 D02 II E

Limit:

| Frequency band(MHz)   | Limit                              |
|---|------------------------------------|
| 5150-5250   | ≤1W(30dBm) for master device       |
|   | ≤250mW(23.98dBm) for client device |
| 5250-5350   | ≤250mW(23.98dBm) or 11dBm+10logB*  |
| 5470-5725   | ≤250mW(23.98dBm) or 11dBm+10logB*  |
| 5725-5850   | ≤1W(30dBm)                         |
| Remark:<br>* Where B is the 26dB emission bandwidth in MHz.<br>The maximum conducted output power must be measured over any interval of continuous transmission using instrumentation calibrated in terms of an rms-equivalent voltage. |                                    |

### 7.6.1 E.U.T. Operation

Operating Environment:

Temperature: 24.3 °C

Humidity: 38.2 % RH

Atmospheric Pressure: 1020 mbar

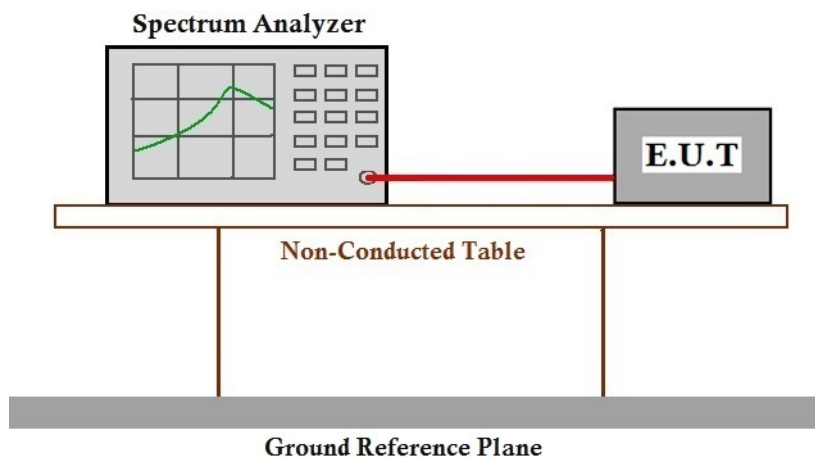
### 7.6.2 Test Mode Description

| Pre-scan / Final test | Mode Code | Description  |
|-----------------------|-----------|--|
| Final test            | 02        | TX mode (U-NII-1)_Keep the EUT in continuously transmitting mode with all modulation types. All data rates for each modulation type have been tested and found the data rate @ 6Mbps is the worst case of IEEE 802.11a; data rate @ HT0/HT8 is the worst case of IEEE 802.11n(HT20); data rate @ HT0/HT8 is the worst case of IEEE 802.11n(HT40); data rate @ VHT0 is the worst case of IEEE 802.11ac(HT80); data rate @ VHT0 is the worst case of IEEE 802.11ac(HT160); data rate @ HE0 is the worst case of IEEE 802.11ax(HT20); data rate @ HE0 is the worst case of IEEE 802.11ax(HT40); data rate @ HE0 is the worst case of IEEE 802.11ax(HT80); data rate @ HE0 is the worst case of IEEE 802.11ax(HT160). Only the data of worst case is recorded in the report. |
| Final test            | 03        | TX mode (U-NII-2A)_Keep the EUT in continuously transmitting mode with all modulation types. All data rates for each modulation type have been tested and found the data rate @ 6Mbps is the worst case of IEEE 802.11a; data rate @ HT0/HT8 is the worst case of IEEE 802.11n(HT20); data rate @ HT0/HT8 is the worst case of IEEE 802.11n(HT40); data rate @ VHT0 is the worst case of IEEE 802.11ac(HT80); data rate @ HE0 is the worst case of IEEE 802.11ax(HT20); data rate @ HE0 is the worst case of IEEE 802.11ax(HT40); data rate @ HE0 is the worst case of IEEE 802.11ax(HT80). Only the data of worst case is recorded in the report.   |
| Final test            | 04        | TX mode (U-NII-2C)_Keep the EUT in continuously transmitting mode with all modulation types. All data rates for each modulation type have been tested and found the data rate @ 6Mbps is the worst case of IEEE 802.11a; data rate @ HT0/HT8 is the worst case of IEEE 802.11n(HT20); data rate @ HT0/HT8 is the worst case of   |



|            |    |  |
|------------|----|--|
|            |    | IEEE 802.11n(HT40); data rate @ VHT0 is the worst case of IEEE 802.11ac(HT80); data rate @ VHT0 is the worst case of IEEE 802.11ac(HT160); data rate @ HE0 is the worst case of IEEE 802.11ax(HT20); data rate @ HE0 is the worst case of IEEE 802.11ax(HT40); data rate @ HE0 is the worst case of IEEE 802.11ax(HT80); data rate @ HE0 is the worst case of IEEE 802.11ax(HT160). Only the data of worst case is recorded in the report.   |
| Final test | 05 | TX mode (U-NII-3)_Keep the EUT in continuously transmitting mode with all modulation types.All data rates for each modulation type have been tested and found the data rate @ 6Mbps is the worst case of IEEE 802.11a; data rate @ HT0/HT8 is the worst case of IEEE 802.11n(HT20); data rate @ HT0/HT8 is the worst case of IEEE 802.11n(HT40); data rate @ VHT0 is the worst case of IEEE 802.11ac(HT80); data rate @ HE0 is the worst case of IEEE 802.11ax(HT20); data rate @ HE0 is the worst case of IEEE 802.11ax(HT40); data rate @ HE0 is the worst case of IEEE 802.11ax(HT80). Only the data of worst case is recorded in the report. |

### 7.6.3 Test Setup Diagram



### 7.6.4 Measurement Procedure and Data

Please Refer to Appendix for Details

Note: In the measure-and-sum approach for MIMO mode, the conducted emission level (e.g., transmit power or power in specified bandwidth) is measured at each antenna port. The measured results at the various antenna ports are then summed mathematically in linear power units to determine the total emission level from the device. When MIMO mode is running each single antenna conducted output power is reduced by 3dBi such that MIMO mode does not exceed the output of a single chain in SISO mode.

# SGS-CSTC Standards Technical Services Co., Ltd. Shenzhen Branch

SZEMC-TRF-01 Rev. A/1

Report No.: SZCR240400116203

Page: 28 of 528

## 7.7 Peak Power spectrum density

Test Requirement 47 CFR Part 15, Subpart E 15.407 (a)

Test Method: KDB 789033 D02 II F

Limit:

| Frequency band(MHz)   | Limit                            |
|---|----------------------------------|
| 5150-5250   | ≤17dBm in 1MHz for master device |
|   | ≤11dBm in 1MHz for client device |
| 5250-5350   | ≤11dBm in 1MHz for client device |
| 5470-5725   | ≤11dBm in 1MHz for client device |
| 5725-5850   | ≤30dBm in 500 kHz                |
| Remark:<br>The maximum power spectral density is measured as a conducted emission by direct connection of a calibrated test instrument to the equipment under test. |                                  |

### 7.7.1 E.U.T. Operation

Operating Environment:

Temperature: 24.3 °C Humidity: 38.2 % RH Atmospheric Pressure: 1020 mbar

### 7.7.2 Test Mode Description

| Pre-scan / Final test | Mode Code | Description  |
|-----------------------|-----------|--|
| Final test            | 02        | TX mode (U-NII-1)_Keep the EUT in continuously transmitting mode with all modulation types. All data rates for each modulation type have been tested and found the data rate @ 6Mbps is the worst case of IEEE 802.11a; data rate @ HT0/HT8 is the worst case of IEEE 802.11n(HT20); data rate @ HT0/HT8 is the worst case of IEEE 802.11n(HT40); data rate @ VHT0 is the worst case of IEEE 802.11ac(HT80); data rate @ VHT0 is the worst case of IEEE 802.11ac(HT160); data rate @ HE0 is the worst case of IEEE 802.11ax(HT20); data rate @ HE0 is the worst case of IEEE 802.11ax(HT40); data rate @ HE0 is the worst case of IEEE 802.11ax(HT80); data rate @ HE0 is the worst case of IEEE 802.11ax(HT160). Only the data of worst case is recorded in the report. |
| Final test            | 03        | TX mode (U-NII-2A)_Keep the EUT in continuously transmitting mode with all modulation types. All data rates for each modulation type have been tested and found the data rate @ 6Mbps is the worst case of IEEE 802.11a; data rate @ HT0/HT8 is the worst case of IEEE 802.11n(HT20); data rate @ HT0/HT8 is the worst case of IEEE 802.11n(HT40); data rate @ VHT0 is the worst case of IEEE 802.11ac(HT80); data rate @ HE0 is the worst case of IEEE 802.11ax(HT20); data rate @ HE0 is the worst case of IEEE 802.11ax(HT40); data rate @ HE0 is the worst case of IEEE 802.11ax(HT80). Only the data of worst case is recorded in the report.   |
| Final test            | 04        | TX mode (U-NII-2C)_Keep the EUT in continuously transmitting mode with all modulation types. All data rates for each modulation type have been tested and found the data rate @ 6Mbps is the worst case of IEEE 802.11a; data rate @ HT0/HT8 is the worst case of IEEE 802.11n(HT20); data rate @ HT0/HT8 is the worst case of IEEE 802.11n(HT40); data rate @ VHT0 is the worst case of IEEE 802.11ac(HT80); data rate @ VHT0 is the worst case of IEEE 802.11ac(HT160); data rate @ HE0 is   |



Unless otherwise agreed in writing, this document is issued by the Company subject to its General Conditions of Service printed overleaf, available on request or accessible at <https://www.sgs.com/en/Terms-and-Conditions>. Attention is drawn to the limitation of liability, indemnification and jurisdiction issues defined therein. Any holder of this document is advised that information contained hereon reflects the Company's findings at the time of its intervention only and within the limits of Client's instructions, if any. The Company's sole responsibility is to its Client and this document does not exonerate parties to a transaction from exercising all their rights and obligations under the transaction documents. This document cannot be reproduced except in full, without prior written approval of the Company. Any unauthorized alteration, forgery or falsification of the content or appearance of this document is unlawful and offenders may be prosecuted to the fullest extent of the law. Unless otherwise stated the results shown in this test report refer only to the sample(s) tested and such sample(s) are retained for 30 days only.

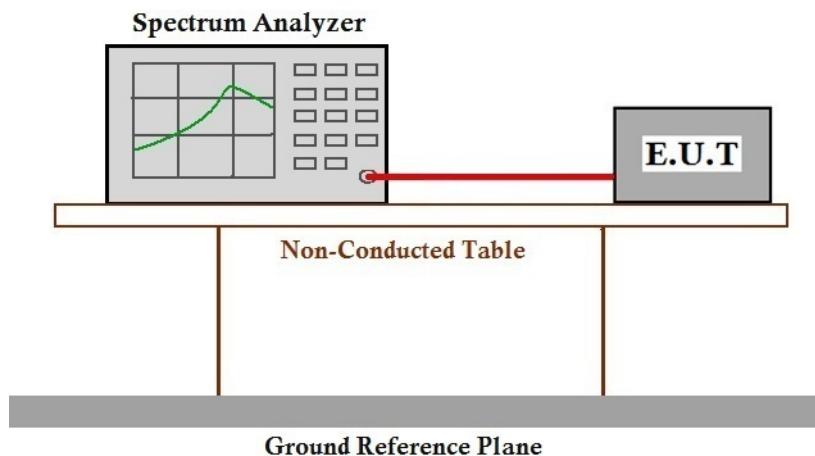
Attention: To check the authenticity of testing /inspection report & certificate, please contact us at telephone: (86-755) 8307 1443, or email: [CN.Doccheck@sgs.com](mailto:CN.Doccheck@sgs.com)

SGS-CSTC Standards Technical Services Co., Ltd. Shenzhen Branch Laboratory  
 No.1 Workshop, M-10, Middle Section, Science & Technology Park, Nanshan District, Shenzhen, Guangdong, China 518057 t (86-755) 26012053 f (86-755) 26710594 www.sgs.com.cn  
 中国·广东·深圳市南山区科技园中区M-10栋1号厂房 邮编: 518057 t (86-755) 26012053 f (86-755) 26710594 sgs.china@sgs.com



|            |    |  |
|------------|----|--|
|            |    | the worst case of IEEE 802.11ax(HT20); data rate @ HE0 is the worst case of IEEE 802.11ax(HT40); data rate @ HE0 is the worst case of IEEE 802.11ax(HT80); data rate @ HE0 is the worst case of IEEE 802.11ax(HT160). Only the data of worst case is recorded in the report.   |
| Final test | 05 | TX mode (U-NII-3)_Keep the EUT in continuously transmitting mode with all modulation types.All data rates for each modulation type have been tested and found the data rate @ 6Mbps is the worst case of IEEE 802.11a; data rate @ HT0/HT8 is the worst case of IEEE 802.11n(HT20); data rate @ HT0/HT8 is the worst case of IEEE 802.11n(HT40); data rate @ VHT0 is the worst case of IEEE 802.11ac(HT80); data rate @ HE0 is the worst case of IEEE 802.11ax(HT20); data rate @ HE0 is the worst case of IEEE 802.11ax(HT40); data rate @ HE0 is the worst case of IEEE 802.11ax(HT80). Only the data of worst case is recorded in the report. |

### 7.7.3 Test Setup Diagram



### 7.7.4 Measurement Procedure and Data

Please Refer to Appendix for Details

Note: In the measure-and-sum approach for MIMO mode, the conducted emission level (e.g., transmit power or power in specified bandwidth) is measured at each antenna port. The measured results at the various antenna ports are then summed mathematically in linear power units to determine the total emission level from the device. When MIMO mode is running each single antenna conducted output power is reduced by 3dBi such that MIMO mode does not exceed the output of a single chain in SISO mode.

## 7.8 Radiated Emissions which fall in the restricted bands

Test Requirement 47 CFR Part 15, Subpart C 15.209 & Subpart E 15.407(b)

Test Method: KDB 789033 D02 II G

Measurement Distance: 3m

Limit:

| Frequency(MHz) | Field strength(microvolts/meter) | Measurement distance(meters) |
|----------------|----------------------------------|------------------------------|
| 0.009-0.490    | 2400/F(kHz)                      | 300                          |
| 0.490-1.705    | 24000/F(kHz)                     | 30                           |
| 1.705-30.0     | 30                               | 30                           |
| 30-88          | 100                              | 3                            |
| 88-216         | 150                              | 3                            |
| 216-960        | 200                              | 3                            |
| Above 960      | 500                              | 3                            |

\*(1) For transmitters operating in the 5.15-5.25 GHz band: All emissions outside of the 5.15-5.35 GHz band shall not exceed an e.i.r.p. of -27 dBm/MHz.

(2) For transmitters operating in the 5.25-5.35 GHz band: All emissions outside of the 5.15-5.35 GHz band shall not exceed an e.i.r.p. of -27 dBm/MHz.

(3) For transmitters operating in the 5.47-5.725 GHz band: All emissions outside of the 5.47-5.725 GHz band shall not exceed an e.i.r.p. of -27 dBm/MHz.

(4) For transmitters operating in the 5.725-5.85 GHz band:

(i) All emissions shall be limited to a level of -27 dBm/MHz at 75 MHz or more above or below the band edge increasing linearly to 10 dBm/MHz at 25 MHz above or below the band edge, and from 25 MHz above or below the band edge increasing linearly to a level of 15.6 dBm/MHz at 5 MHz above or below the band edge, and from 5 MHz above or below the band edge increasing linearly to a level of 27 dBm/MHz at the band edge.

Remark: The emission limits shown in the above table are based on measurements employing a CISPR quasi-peak detector except for the frequency bands 9-90kHz, 110-490kHz and above 1000 MHz. Radiated emission limits in these three bands are based on measurements employing an average detector, the peak field strength of any emission shall not exceed the maximum permitted average limits specified above by more than 20 dB under any condition of modulation.

### 7.8.1 E.U.T. Operation

Operating Environment:

Temperature: 19.8 °C

Humidity: 53.6 % RH

Atmospheric Pressure: 1020 mbar

### 7.8.2 Test Mode Description

| Pre-scan / Final test | Mode Code | Description  |
|-----------------------|-----------|--|
| Final test            | 02        | TX mode (U-NII-1)_Keep the EUT in continuously transmitting mode with all modulation types. All data rates for each modulation type have been tested and |



## SGS-CSTC Standards Technical Services Co., Ltd. Shenzhen Branch

SZEMC-TRF-01 Rev. A/1

Report No.: SZCR240400116203

Page: 31 of 528

|            |    |   |
|------------|----|---|
|            |    | found the data rate @ 6Mbps is the worst case of IEEE 802.11a; data rate @ HT0/HT8 is the worst case of IEEE 802.11n(HT20); data rate @ HT0/HT8 is the worst case of IEEE 802.11n(HT40); data rate @ VHT0 is the worst case of IEEE 802.11ac(HT80); data rate @ VHT0 is the worst case of IEEE 802.11ac(HT160); data rate @ HE0 is the worst case of IEEE 802.11ax(HT20); data rate @ HE0 is the worst case of IEEE 802.11ax(HT40); data rate @ HE0 is the worst case of IEEE 802.11ax(HT80); data rate @ HE0 is the worst case of IEEE 802.11ax(HT160). Only the data of worst case is recorded in the report.   |
| Final test | 03 | TX mode (U-NII-2A)_Keep the EUT in continuously transmitting mode with all modulation types. All data rates for each modulation type have been tested and found the data rate @ 6Mbps is the worst case of IEEE 802.11a; data rate @ HT0/HT8 is the worst case of IEEE 802.11n(HT20); data rate @ HT0/HT8 is the worst case of IEEE 802.11n(HT40); data rate @ VHT0 is the worst case of IEEE 802.11ac(HT80); data rate @ HE0 is the worst case of IEEE 802.11ax(HT20); data rate @ HE0 is the worst case of IEEE 802.11ax(HT40); data rate @ HE0 is the worst case of IEEE 802.11ax(HT80). Only the data of worst case is recorded in the report.  |
| Final test | 04 | TX mode (U-NII-2C)_Keep the EUT in continuously transmitting mode with all modulation types. All data rates for each modulation type have been tested and found the data rate @ 6Mbps is the worst case of IEEE 802.11a; data rate @ HT0/HT8 is the worst case of IEEE 802.11n(HT20); data rate @ HT0/HT8 is the worst case of IEEE 802.11n(HT40); data rate @ VHT0 is the worst case of IEEE 802.11ac(HT80); data rate @ VHT0 is the worst case of IEEE 802.11ac(HT160); data rate @ HE0 is the worst case of IEEE 802.11ax(HT20); data rate @ HE0 is the worst case of IEEE 802.11ax(HT40); data rate @ HE0 is the worst case of IEEE 802.11ax(HT80); data rate @ HE0 is the worst case of IEEE 802.11ax(HT160). Only the data of worst case is recorded in the report. |
| Final test | 05 | TX mode (U-NII-3)_Keep the EUT in continuously transmitting mode with all modulation types. All data rates for each modulation type have been tested and found the data rate @ 6Mbps is the worst case of IEEE 802.11a; data rate @ HT0/HT8 is the worst case of IEEE 802.11n(HT20); data rate @ HT0/HT8 is the worst case of IEEE 802.11n(HT40); data rate @ VHT0 is the worst case of IEEE 802.11ac(HT80); data rate @ HE0 is the worst case of IEEE 802.11ax(HT20); data rate @ HE0 is the worst case of IEEE 802.11ax(HT40); data rate @ HE0 is the worst case of IEEE 802.11ax(HT80). Only the data of worst case is recorded in the report.   |



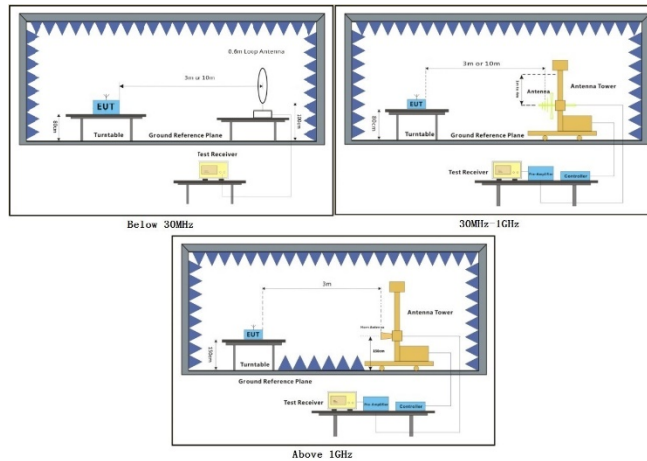
SGS-CSTC Standards Technical Services Co., Ltd.  
Shenzhen Branch (SZEMC) Laboratory

Unless otherwise agreed in writing, this document is issued by the Company subject to its General Conditions of Service printed overleaf, available on request or accessible at <https://www.sgs.com/en/Terms-and-Conditions>. Attention is drawn to the limitation of liability, indemnification and jurisdiction issues defined therein. Any holder of this document is advised that information contained hereon reflects the Company's findings at the time of its intervention only and within the limits of Client's instructions, if any. The Company's sole responsibility is to its Client and this document does not exonerate parties to a transaction from exercising all their rights and obligations under the transaction documents. This document cannot be reproduced except in full, without prior written approval of the Company. Any unauthorized alteration, forgery or falsification of the content or appearance of this document is unlawful and offenders may be prosecuted to the fullest extent of the law. Unless otherwise stated the results shown in this test report refer only to the sample(s) tested and such sample(s) are retained for 30 days only.

Attention: To check the authenticity of testing / inspection report & certificate, please contact us at telephone: (86-755) 8307 1443, or email: [CN.Doccheck@sgs.com](mailto:CN.Doccheck@sgs.com)

No. 1 Workshop, M-10, Middle Section, Science & Technology Park, Nanshan District, Shenzhen, Guangdong, China 518057 t (86-755) 26012053 f (86-755) 26710594 www.sgs.com.cn  
中国·广东·深圳市南山区科技园中区M-10栋1号厂房 邮编: 518057 t (86-755) 26012053 f (86-755) 26710594 sgs.china@sgs.com

### 7.8.3 Test Setup Diagram





## 7.8.4 Measurement Procedure and Data

- a. For below 1GHz, the EUT was placed on the top of a rotating table 0.8 meters above the ground at a 3 or 10 meter semi-anechoic chamber. The table was rotated 360 degrees to determine the position of the highest radiation.
- b. For above 1GHz, the EUT was placed on the top of a rotating table 1.5 meters above the ground at a 3 meter fully-anechoic chamber. The table was rotated 360 degrees to determine the position of the highest radiation.
- c. The EUT was set 3 or 10 meters away from the interference-receiving antenna, which was mounted on the top of a variable-height antenna tower.
- d. The antenna height is varied from one meter to four meters above the ground to determine the maximum value of the field strength. Both horizontal and vertical polarizations of the antenna are set to make the measurement.
- e. For each suspected emission, the EUT was arranged to its worst case and then the antenna was tuned to heights from 1 meter to 4 meters (for the test frequency of below 30MHz, the antenna was tuned to heights 1 meter) and the rotatable table was turned from 0 degrees to 360 degrees to find the maximum reading.
- f. The test-receiver system was set to Peak Detect Function and Specified Bandwidth with Maximum Hold Mode.
- g. If the emission level of the EUT in peak mode was 10dB lower than the limit specified, then testing could be stopped and the peak values of the EUT would be reported. Otherwise the emissions that did not have 10dB margin would be re-tested one by one using peak, quasi-peak or average method as specified and then reported in a data sheet.
- h. Test the EUT in the lowest channel, the middle channel, the Highest channel.
- i. The radiation measurements are performed in X, Y, Z axis positioning for Transmitting mode, and found the X axis positioning which it is the worst case.
- j. Repeat above procedures until all frequencies measured was complete.

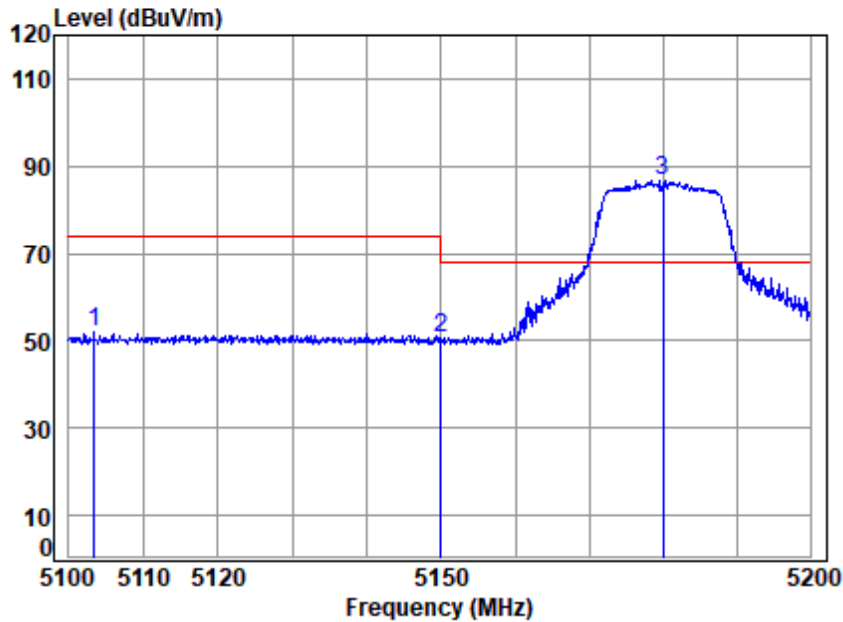
Remark 1: Level= Read Level+ Cable Loss+ Antenna Factor- Preamp Factor

Remark 2: For devices with multiple operating modes, measurements on the middle channel is used to determine the worst-case mode(s). Only the worst case mode with the widest bandwidth which can be covered the same channel (center frequency) on modes with narrower bandwidth that have the same or lower output power for each modulation family (e.g., OFDM and direct sequence spread spectrum) is recorded in the test report.

Remark 3: All modes and channels have been tested, only record the worst test result.



Test Mode: 02; Polarity: Horizontal; Modulation:802.11a; Bandwidth:20MHz; Channel:Low

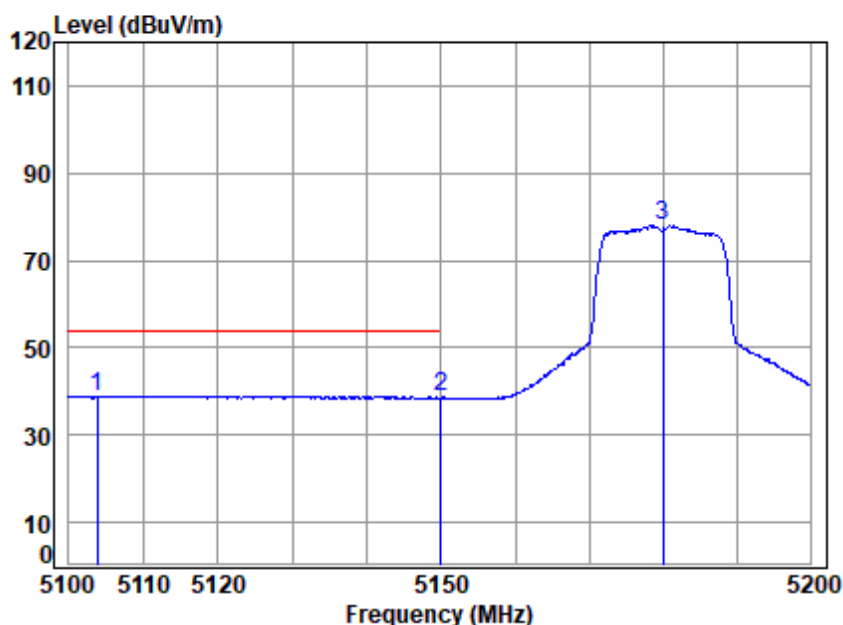


Site : chamber  
Condition: 3m HORIZONTAL  
Job No : 01162TL  
Mode : 5180 Band edge  
: 5G WIFI 11A

|     | Freq     | Cable Loss | Ant Factor | Preamp Factor | Read Level | Level  | Limit Line | Over Limit | Remark |
|-----|----------|------------|------------|---------------|------------|--------|------------|------------|--------|
|     | MHz      | dB         | dB/m       | dB            | dBuV       | dBuV/m | dBuV/m     | dB         |        |
| 1   | 5103.368 | 7.51       | 33.99      | 35.34         | 45.71      | 51.87  | 74.00      | -22.13     | peak   |
| 2   | 5149.980 | 7.55       | 33.90      | 35.31         | 44.32      | 50.46  | 74.00      | -23.54     | peak   |
| 3 p | 5180.000 | 7.57       | 33.96      | 35.29         | 80.68      | 86.92  | 68.20      | 18.72      | peak   |



Test Mode: 02; Polarity: Horizontal; Modulation:802.11a; Bandwidth:20MHz; Channel:Low

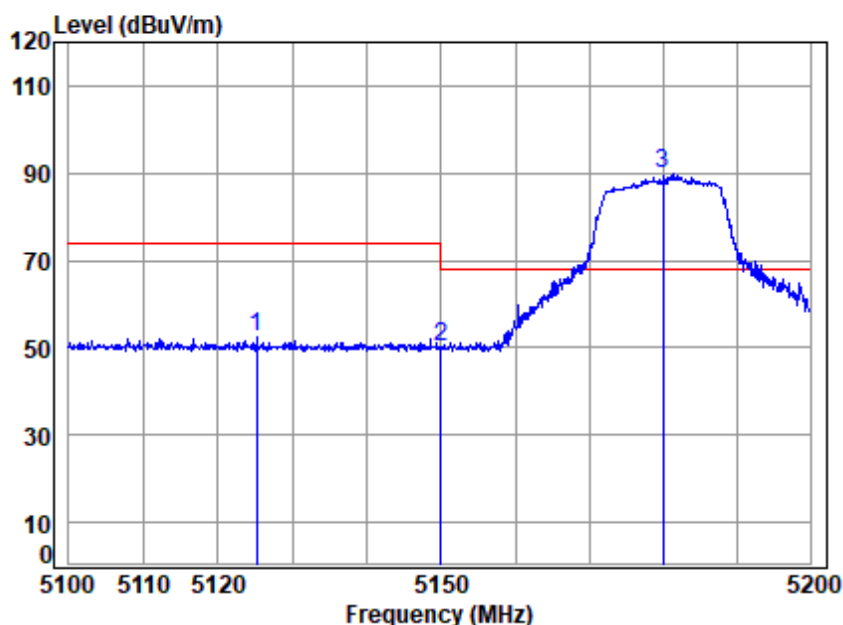


Site : chamber  
Condition: 3m HORIZONTAL  
Job No : 01162TL  
Mode : 5180 Band edge  
: 5G WIFI 11A

|              |      | Cable  | Ant    | Preamp | Read   | Limit  | Over   |         |
|--------------|------|--------|--------|--------|--------|--------|--------|---------|
| Freq         | Loss | Factor | Factor | Level  | Level  | Line   | Limit  | Remark  |
| MHz          | dB   | dB/m   | dB     | dBuV   | dBuV/m | dBuV/m | dB     |         |
| 1 q 5103.864 | 7.51 | 33.99  | 35.33  | 32.80  | 38.97  | 54.00  | -15.03 | Average |
| 2 5149.980   | 7.55 | 33.90  | 35.31  | 32.47  | 38.61  | 54.00  | -15.39 | Average |
| 3 5180.000   | 7.57 | 33.96  | 35.29  | 71.66  | 77.90  | -----  | -----  | Average |



Test Mode: 02; Polarity: Vertical; Modulation:802.11a; Bandwidth:20MHz; Channel:Low



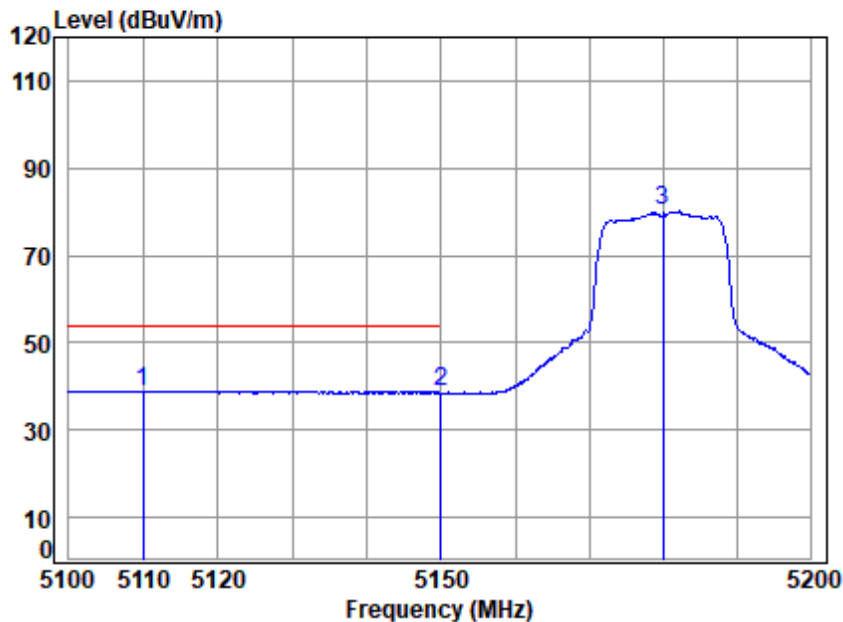
Site : chamber  
Condition: 3m VERTICAL  
Job No : 01162TL  
Mode : 5180 Band edge  
: 5G WIFI 11A

|     |          | Cable | Ant    | Preamp | Read  | Limit  | Over   |              |
|-----|----------|-------|--------|--------|-------|--------|--------|--------------|
|     | Freq     | Loss  | Factor | Factor | Level | Level  | Line   | Limit Remark |
|     | MHz      | dB    | dB/m   | dB     | dBuV  | dBuV/m | dBuV/m | dB           |
| 1   | 5125.117 | 7.53  | 33.95  | 35.32  | 46.10 | 52.26  | 74.00  | -21.74 Peak  |
| 2   | 5149.980 | 7.55  | 33.90  | 35.31  | 44.22 | 50.36  | 74.00  | -23.64 Peak  |
| 3 p | 5180.000 | 7.57  | 33.96  | 35.29  | 83.60 | 89.84  | 68.20  | 21.64 Peak   |





Test Mode: 02; Polarity: Vertical; Modulation:802.11a; Bandwidth:20MHz; Channel:Low

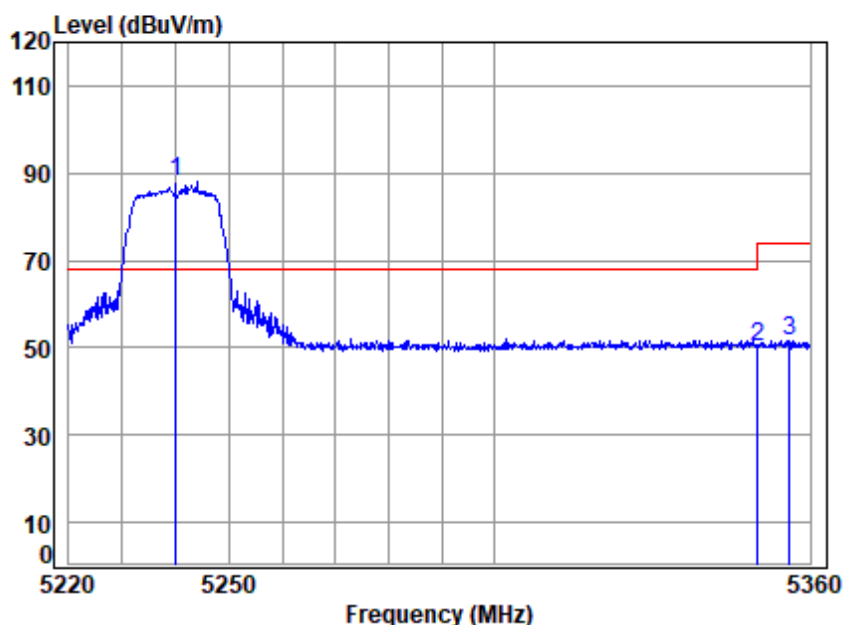


Site : chamber  
Condition: 3m VERTICAL  
Job No : 01162TL  
Mode : 5180 Band edge  
: 5G WIFI 11A

|              |      | Cable  | Ant    | Preamp | Read   | Limit  | Over   |         |
|--------------|------|--------|--------|--------|--------|--------|--------|---------|
| Freq         | Loss | Factor | Factor | Level  | Level  | Line   | Limit  | Remark  |
| MHz          | dB   | dB/m   | dB     | dBuV   | dBuV/m | dBuV/m | dB     |         |
| 1 q 5109.913 | 7.52 | 33.98  | 35.33  | 32.81  | 38.98  | 54.00  | -15.02 | Average |
| 2 5149.980   | 7.55 | 33.90  | 35.31  | 32.43  | 38.57  | 54.00  | -15.43 | Average |
| 3 5180.000   | 7.57 | 33.96  | 35.29  | 73.85  | 80.09  | -----  | -----  | Average |



Test Mode: 02; Polarity: Horizontal; Modulation:802.11a; Bandwidth:20MHz; Channel:High



Site : chamber  
Condition: 3m HORIZONTAL  
Job No : 01162TL  
Mode : 5240 Band edge  
: 5G WIFI 11A

|              |      | Cable  | Ant    | Preamp | Read   | Limit  | Over   |        |
|--------------|------|--------|--------|--------|--------|--------|--------|--------|
| Freq         | Loss | Factor | Factor | Level  | Level  | Line   | Limit  | Remark |
| MHz          | dB   | dB/m   | dB     | dBuV   | dBuV/m | dBuV/m | dB     |        |
| 1 p 5240.000 | 7.62 | 34.08  | 35.26  | 81.40  | 87.84  | 68.20  | 19.64  | peak   |
| 2 5350.020   | 7.70 | 34.40  | 35.21  | 43.52  | 50.41  | 74.00  | -23.59 | peak   |
| 3 5356.029   | 7.71 | 34.42  | 35.21  | 44.79  | 51.71  | 74.00  | -22.29 | peak   |



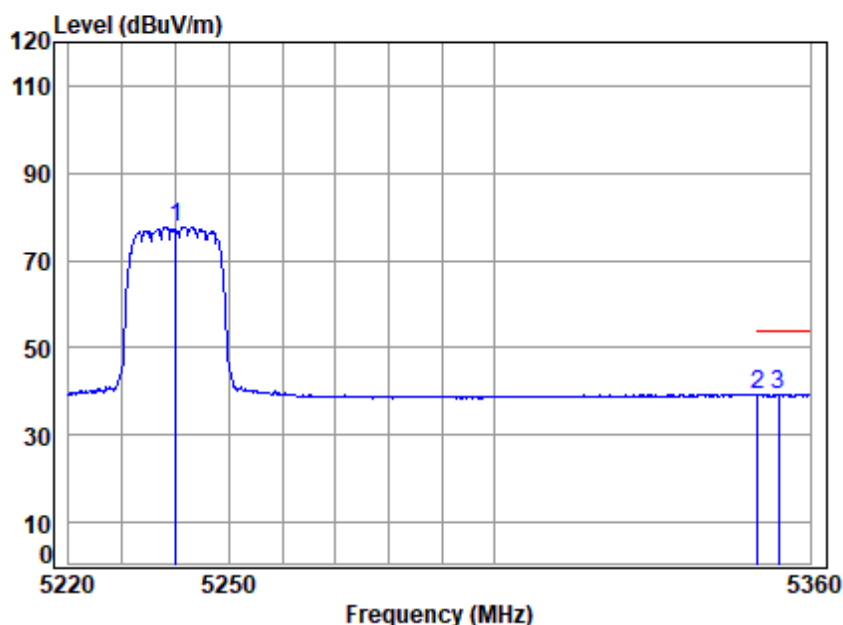
Unless otherwise agreed in writing, this document is issued by the Company subject to its General Conditions of Service printed overleaf, available on request or accessible at <https://www.sgs.com/en/Terms-and-Conditions>. Attention is drawn to the limitation of liability, indemnification and jurisdiction issues defined therein. Any holder of this document is advised that information contained hereon reflects the Company's findings at the time of its intervention only and within the limits of Client's instructions, if any. The Company's sole responsibility is to its Client and this document does not exonerate parties to a transaction from exercising all their rights and obligations under the transaction documents. This document cannot be reproduced except in full, without prior written approval of the Company. Any unauthorized alteration, forgery or falsification of the content or appearance of this document is unlawful and offenders may be prosecuted to the fullest extent of the law. Unless otherwise stated the results shown in this test report refer only to the sample(s) tested and such sample(s) are retained for 30 days only.

Attention: To check the authenticity of testing /inspection report & certificate, please contact us at telephone: (86-755) 8307 1443, or email: [CN.Doccheck@sgs.com](mailto:CN.Doccheck@sgs.com)

SGS-CSTC Standards Technical Services Co., Ltd.  
Shenzhen Branch

No.1 Workshop, M-10, Middle Section, Science & Technology Park, Nanshan District, Shenzhen, Guangdong, China 518057 t (86-755) 26012053 f (86-755) 26710594 www.sgs.com.cn  
中国·广东·深圳市南山区科技园中区M-10栋1号厂房 邮编: 518057 t (86-755) 26012053 f (86-755) 26710594 sgs.china@sgs.com

Test Mode: 02; Polarity: Horizontal; Modulation:802.11a; Bandwidth:20MHz; Channel:High

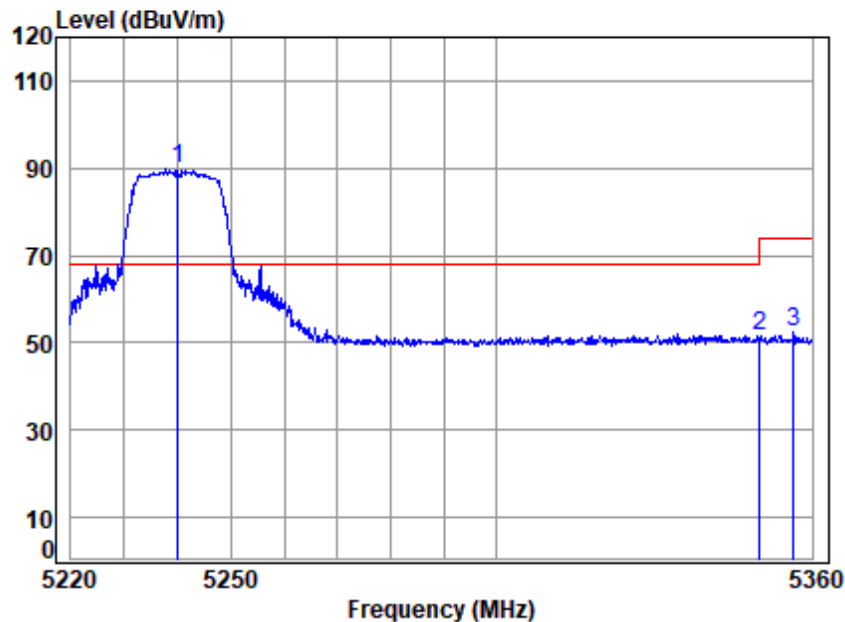


Site : chamber  
Condition: 3m HORIZONTAL  
Job No : 01162TL  
Mode : 5240 Band edge  
: 5G WIFI 11A

|      |          | Cable | Ant    | Preamp | Read  | Limit  | Over   |                |
|------|----------|-------|--------|--------|-------|--------|--------|----------------|
| Freq |          | Loss  | Factor | Factor | Level | Level  | Line   | Limit Remark   |
| MHz  |          | dB    | dB/m   | dB     | dBuV  | dBuV/m | dBuV/m | dB             |
| 1    | 5240.000 | 7.62  | 34.08  | 35.26  | 71.26 | 77.70  | -----  | ----- Average  |
| 2    | 5350.020 | 7.70  | 34.40  | 35.21  | 32.39 | 39.28  | 54.00  | -14.72 Average |
| 3 q  | 5353.903 | 7.71  | 34.42  | 35.21  | 32.37 | 39.29  | 54.00  | -14.71 Average |



Test Mode: 02; Polarity: Vertical; Modulation:802.11a; Bandwidth:20MHz; Channel:High



Site : chamber  
Condition: 3m VERTICAL  
Job No : 01162TL  
Mode : 5240 Band edge  
: 5G WIFI 11A

|     |          | Cable | Ant    | Preamp | Read  | Limit  | Over   |              |
|-----|----------|-------|--------|--------|-------|--------|--------|--------------|
|     | Freq     | Loss  | Factor | Factor | Level | Level  | Line   | Limit Remark |
|     | MHz      | dB    | dB/m   | dB     | dBuV  | dBuV/m | dBuV/m | dB           |
| 1 p | 5240.000 | 7.62  | 34.08  | 35.26  | 83.23 | 89.67  | 68.20  | 21.47 Peak   |
| 2   | 5350.020 | 7.70  | 34.40  | 35.21  | 44.47 | 51.36  | 74.00  | -22.64 Peak  |
| 3   | 5356.455 | 7.71  | 34.43  | 35.20  | 45.43 | 52.37  | 74.00  | -21.63 Peak  |





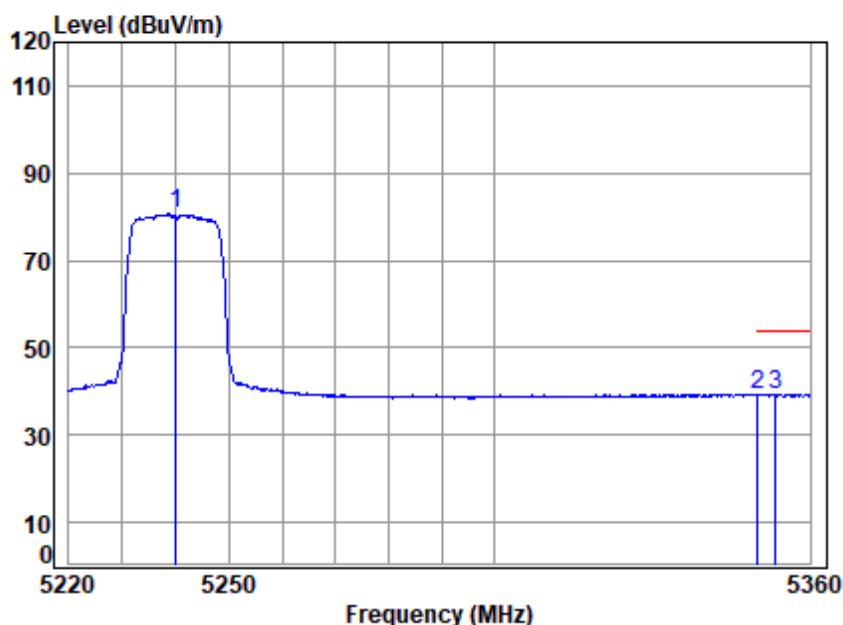
## SGS-CSTC Standards Technical Services Co., Ltd. Shenzhen Branch

SZEMC-TRF-01 Rev. A/1

Report No.: SZCR240400116203

Page: 41 of 528

Test Mode: 02; Polarity: Vertical; Modulation:802.11a; Bandwidth:20MHz; Channel:High



Site : chamber  
Condition: 3m VERTICAL  
Job No : 01162TL  
Mode : 5240 Band edge  
: 5G WIFI 11A

|     | Freq     | Cable Loss | Ant Factor | Preamp Factor | Read Level | Level  | Limit Line | Over Limit | Remark  |
|-----|----------|------------|------------|---------------|------------|--------|------------|------------|---------|
|     | MHz      | dB         | dB/m       | dB            | dBuV       | dBuV/m | dBuV/m     | dB         |         |
| 1   | 5240.000 | 7.62       | 34.08      | 35.26         | 74.16      | 80.60  | -----      | -----      | Average |
| 2   | 5350.020 | 7.70       | 34.40      | 35.21         | 32.26      | 39.15  | 54.00      | -14.85     | Average |
| 3 q | 5353.337 | 7.71       | 34.41      | 35.21         | 32.41      | 39.32  | 54.00      | -14.68     | Average |

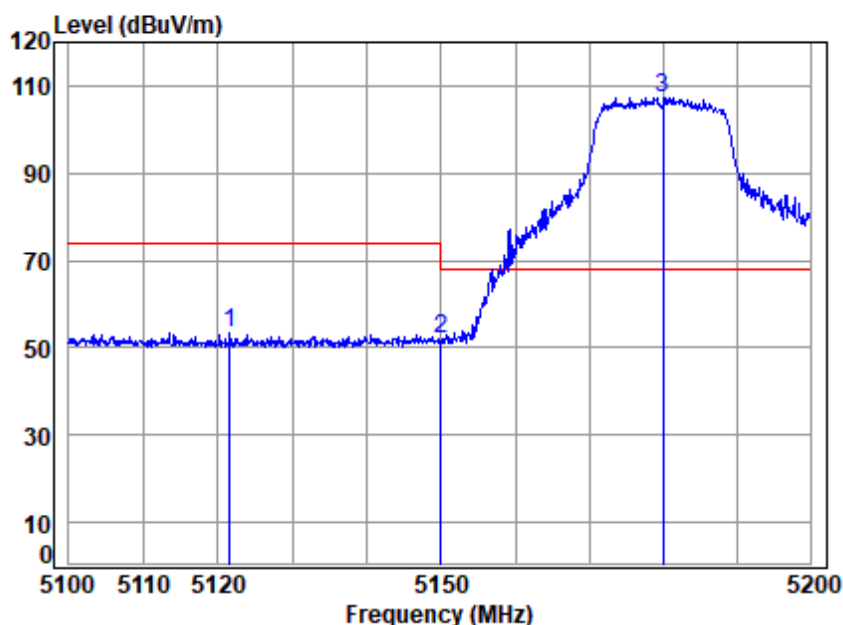


SGS-CSTC Standards Technical Services Co., Ltd.  
Shenzhen Branch

Unless otherwise agreed in writing, this document is issued by the Company subject to its General Conditions of Service printed overleaf, available on request or accessible at <https://www.sgs.com/en/Terms-and-Conditions>. Attention is drawn to the limitation of liability, indemnification and jurisdiction issues defined therein. Any holder of this document is advised that information contained hereon reflects the Company's findings at the time of its intervention only and within the limits of Client's instructions, if any. The Company's sole responsibility is to its Client and this document does not exonerate parties to a transaction from exercising all their rights and obligations under the transaction documents. This document cannot be reproduced except in full, without prior written approval of the Company. Any unauthorized alteration, forgery or falsification of the content or appearance of this document is unlawful and offenders may be prosecuted to the fullest extent of the law. Unless otherwise stated the results shown in this test report refer only to the sample(s) tested and such sample(s) are retained for 30 days only.

Attention: To check the authenticity of testing /inspection report & certificate, please contact us at telephone: (86-755) 8307 1443, or email: [CN.Doccheck@sgs.com](mailto:CN.Doccheck@sgs.com)  
No.1 Workshop, M-10, Middle Section, Science & Technology Park, Nanshan District, Shenzhen, Guangdong, China 518057 t (86-755) 26012053 f (86-755) 26710594 www.sgsgroup.com.cn  
中国·广东·深圳市南山区科技园中区M-10栋1号厂房 邮编: 518057 t (86-755) 26012053 f (86-755) 26710594 sgs.china@sgs.com

Test Mode: 02; Polarity: Horizontal; Modulation:802.11ac; Bandwidth:20MHz; Channel:Low

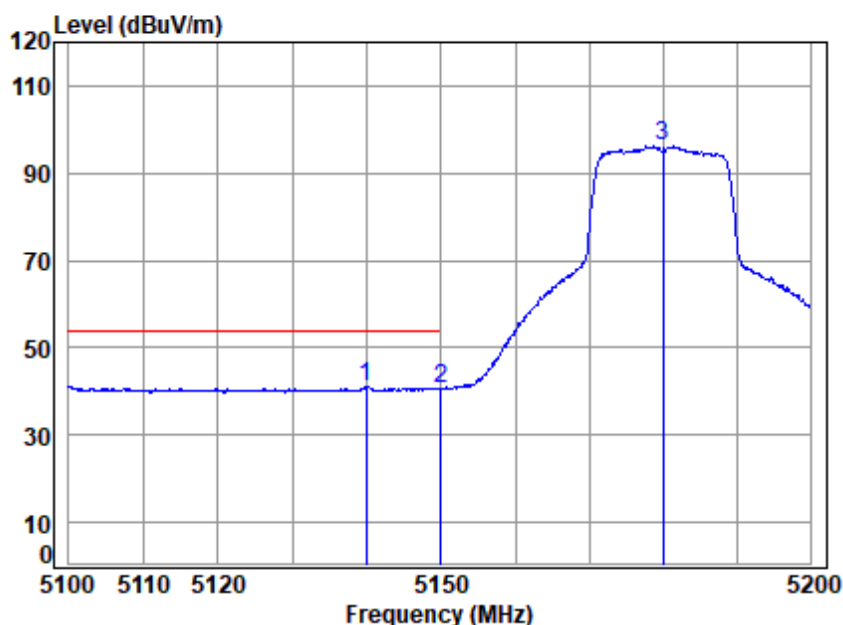


Site : chamber  
Condition: 3m HORIZONTAL  
Job No : 01162TL  
Mode : 5180 Band edge  
: 5G WIFI 11AC20

|     |          | Cable | Ant    | Preamp | Read   |        | Limit  | Over   |        |
|-----|----------|-------|--------|--------|--------|--------|--------|--------|--------|
|     | Freq     | Loss  | Factor | Factor | Level  | Level  | Line   | Limit  | Remark |
|     | MHz      | dB    | dB/m   | dB     | dBuV   | dBuV/m | dBuV/m | dB     |        |
| 1   | 5121.535 | 7.53  | 33.96  | 35.33  | 47.38  | 53.54  | 74.00  | -20.46 | peak   |
| 2   | 5149.980 | 7.55  | 33.90  | 35.31  | 45.94  | 52.08  | 74.00  | -21.92 | peak   |
| 3 p | 5180.000 | 7.57  | 33.96  | 35.29  | 101.11 | 107.35 | 68.20  | 39.15  | peak   |



Test Mode: 02; Polarity: Horizontal; Modulation:802.11ac; Bandwidth:20MHz; Channel:Low

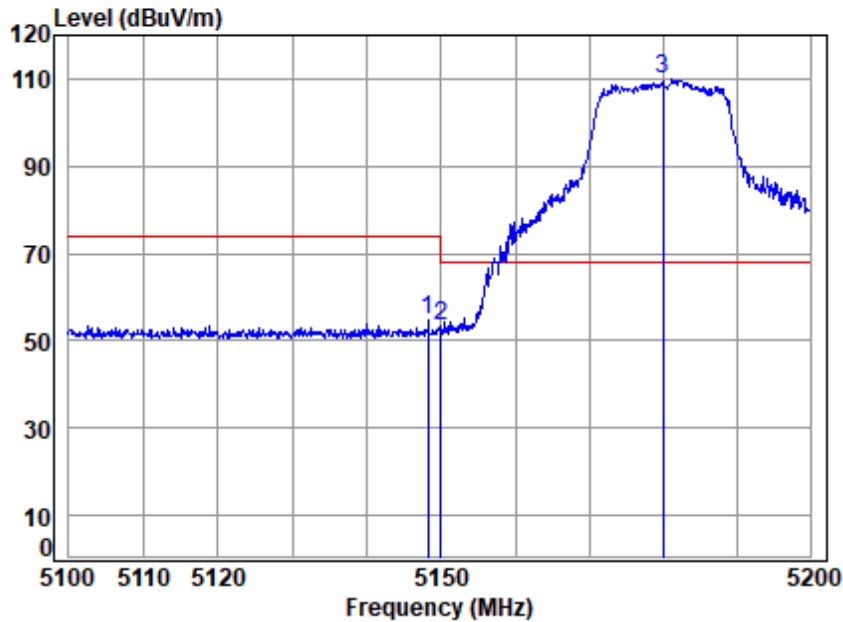


Site : chamber  
Condition: 3m HORIZONTAL  
Job No : 01162TL  
Mode : 5180 Band edge  
: 5G WIFI 11AC20

|              |      | Cable  | Ant    | Preamp | Read   | Limit  | Over   |         |
|--------------|------|--------|--------|--------|--------|--------|--------|---------|
| Freq         | Loss | Factor | Factor | Level  | Level  | Line   | Limit  | Remark  |
| MHz          | dB   | dB/m   | dB     | dBuV   | dBuV/m | dBuV/m | dB     |         |
| 1 q 5139.867 | 7.54 | 33.92  | 35.32  | 35.13  | 41.27  | 54.00  | -12.73 | Average |
| 2 5149.980   | 7.55 | 33.90  | 35.31  | 34.68  | 40.82  | 54.00  | -13.18 | Average |
| 3 5180.000   | 7.57 | 33.96  | 35.29  | 89.85  | 96.09  | -----  | -----  | Average |



Test Mode: 02; Polarity: Vertical; Modulation:802.11ac; Bandwidth:20MHz; Channel:Low



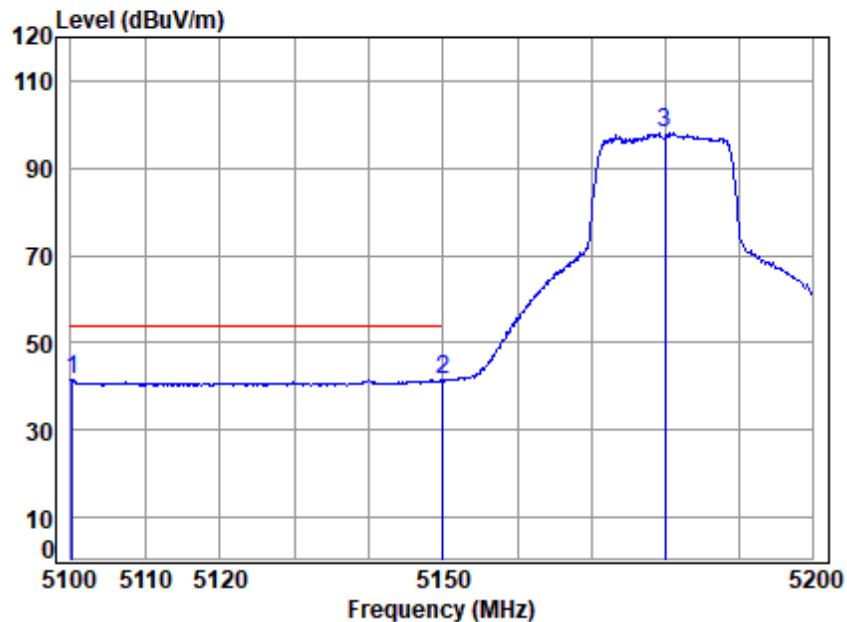
Site : chamber  
Condition: 3m VERTICAL  
Job No : 01162TL  
Mode : 5180 Band edge  
: 5G WIFI 11AC20

|      |          | Cable  | Ant    | Preamp | Read   | Limit  | Over  |             |
|------|----------|--------|--------|--------|--------|--------|-------|-------------|
| Freq | Loss     | Factor | Factor | Level  | Level  | Line   | Limit | Remark      |
| MHz  | dB       | dB/m   | dB     | dBuV   | dBuV/m | dBuV/m | dB    |             |
| 1    | 5148.257 | 7.55   | 33.90  | 35.31  | 48.52  | 54.66  | 74.00 | -19.34 Peak |
| 2    | 5149.980 | 7.55   | 33.90  | 35.31  | 47.07  | 53.21  | 74.00 | -20.79 Peak |
| 3 p  | 5180.000 | 7.57   | 33.96  | 35.29  | 103.87 | 110.11 | 68.20 | 41.91 Peak  |





Test Mode: 02; Polarity: Vertical; Modulation:802.11ac; Bandwidth:20MHz; Channel:Low

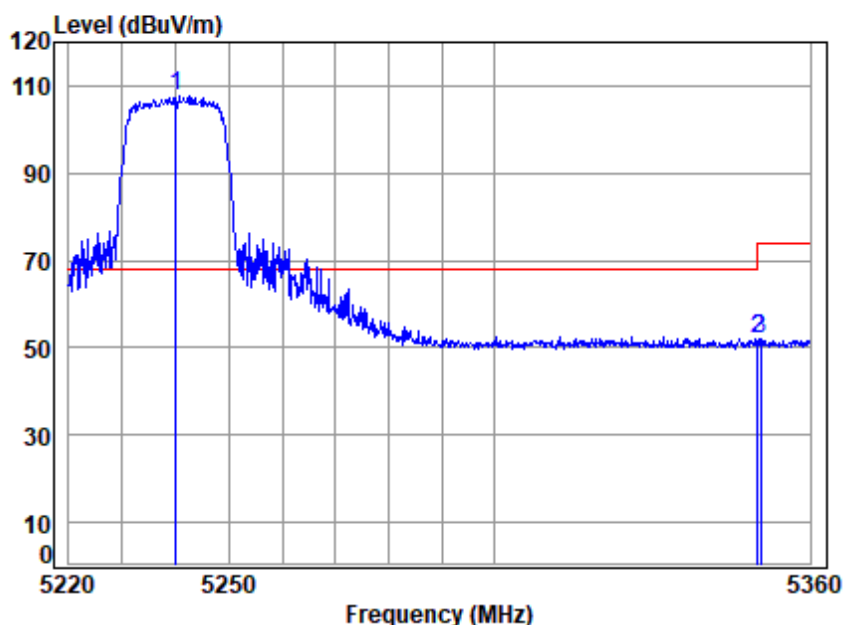


Site : chamber  
Condition: 3m VERTICAL  
Job No : 01162TL  
Mode : 5180 Band edge  
: 5G WIFI 11AC20

|              |      | Cable  | Ant    | Preamp | Read   | Limit  | Over   |         |
|--------------|------|--------|--------|--------|--------|--------|--------|---------|
| Freq         | Loss | Factor | Factor | Level  | Level  | Line   | Limit  | Remark  |
| MHz          | dB   | dB/m   | dB     | dBuV   | dBuV/m | dBuV/m | dB     |         |
| 1 q 5100.198 | 7.51 | 34.00  | 35.34  | 35.47  | 41.64  | 54.00  | -12.36 | Average |
| 2 5149.980   | 7.55 | 33.90  | 35.31  | 35.29  | 41.43  | 54.00  | -12.57 | Average |
| 3 5180.000   | 7.57 | 33.96  | 35.29  | 91.79  | 98.03  | -----  | -----  | Average |



Test Mode: 02; Polarity: Horizontal; Modulation:802.11ac; Bandwidth:20MHz; Channel:High

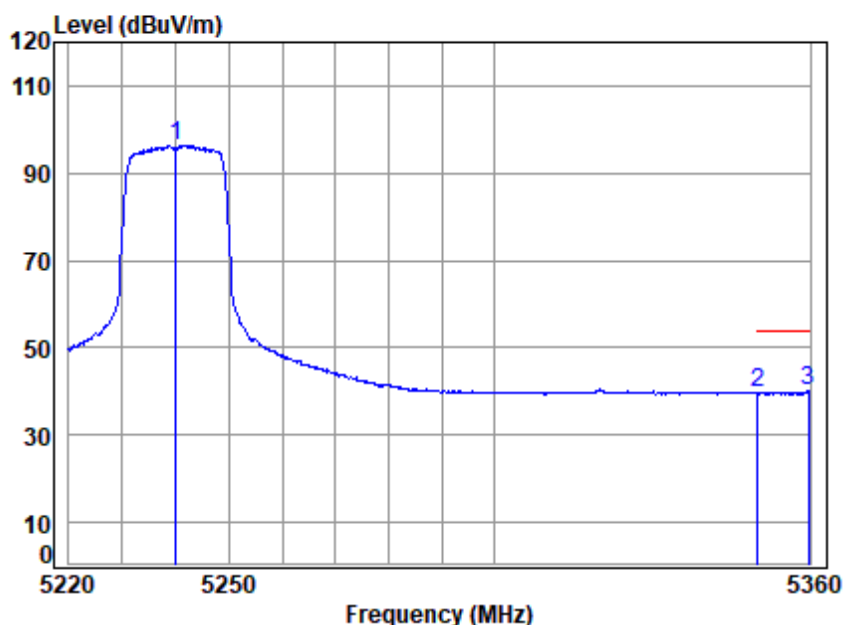


Site : chamber  
Condition: 3m HORIZONTAL  
Job No : 01162TL  
Mode : 5240 Band edge  
: 5G WIFI 11AC20

|              |      | Cable  | Ant    | Preamp | Read   | Limit  | Over   |        |
|--------------|------|--------|--------|--------|--------|--------|--------|--------|
| Freq         | Loss | Factor | Factor | Level  | Level  | Line   | Limit  | Remark |
| MHz          | dB   | dB/m   | dB     | dBuV   | dBuV/m | dBuV/m | dB     |        |
| 1 p 5240.000 | 7.62 | 34.08  | 35.26  | 101.44 | 107.88 | 68.20  | 39.68  | peak   |
| 2 5350.020   | 7.70 | 34.40  | 35.21  | 45.01  | 51.90  | 74.00  | -22.10 | peak   |
| 3 5350.646   | 7.71 | 34.40  | 35.21  | 44.95  | 51.85  | 74.00  | -22.15 | peak   |



Test Mode: 02; Polarity: Horizontal; Modulation:802.11ac; Bandwidth:20MHz; Channel:High

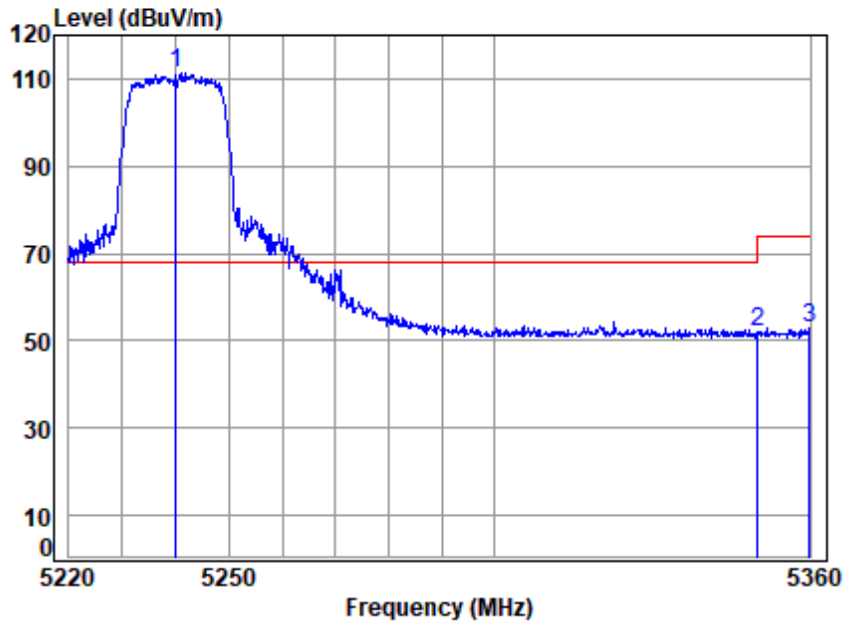


Site : chamber  
Condition: 3m HORIZONTAL  
Job No : 01162TL  
Mode : 5240 Band edge  
: 5G WIFI 11AC20

|              |      | Cable  | Ant    | Preamp | Read   | Limit  | Over   |         |
|--------------|------|--------|--------|--------|--------|--------|--------|---------|
| Freq         | Loss | Factor | Factor | Level  | Level  | Line   | Limit  | Remark  |
| MHz          | dB   | dB/m   | dB     | dBuV   | dBuV/m | dBuV/m | dB     |         |
| 1 5240.000   | 7.62 | 34.08  | 35.26  | 90.03  | 96.47  | -----  | -----  | Average |
| 2 5350.020   | 7.70 | 34.40  | 35.21  | 32.79  | 39.68  | 54.00  | -14.32 | Average |
| 3 q 5359.716 | 7.71 | 34.44  | 35.20  | 33.21  | 40.16  | 54.00  | -13.84 | Average |



Test Mode: 02; Polarity: Vertical; Modulation:802.11ac; Bandwidth:20MHz; Channel:High

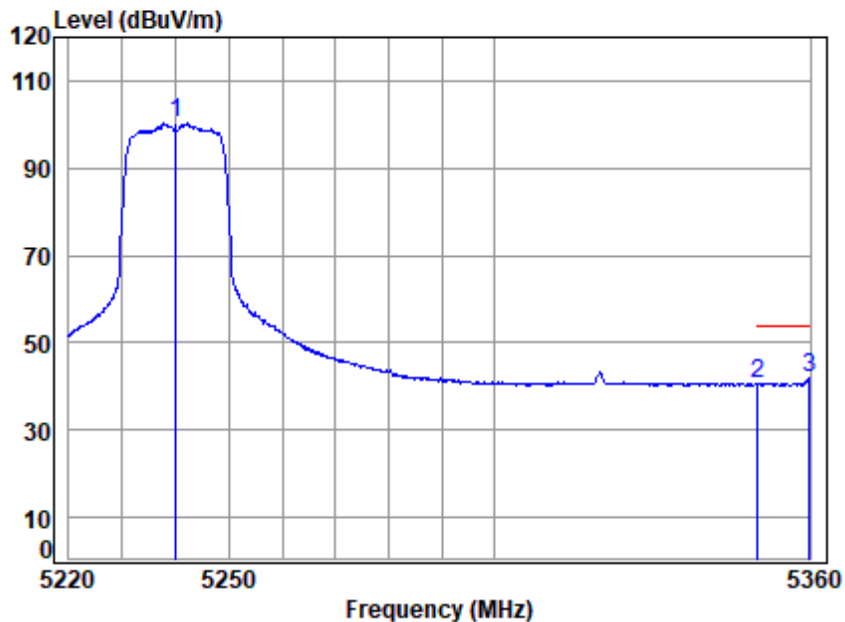


Site : chamber  
Condition: 3m VERTICAL  
Job No : 01162TL  
Mode : 5240 Band edge  
: 5G WIFI 11AC20

|              |      | Cable  | Ant    | Preamp | Read   | Limit  | Over   |        |
|--------------|------|--------|--------|--------|--------|--------|--------|--------|
| Freq         | Loss | Factor | Factor | Level  | Level  | Line   | Limit  | Remark |
| MHz          | dB   | dB/m   | dB     | dBuV   | dBuV/m | dBuV/m | dB     |        |
| 1 p 5240.000 | 7.62 | 34.08  | 35.26  | 104.75 | 111.19 | 68.20  | 42.99  | Peak   |
| 2 5350.020   | 7.70 | 34.40  | 35.21  | 44.94  | 51.83  | 74.00  | -22.17 | Peak   |
| 3 5359.858   | 7.71 | 34.44  | 35.20  | 46.15  | 53.10  | 74.00  | -20.90 | Peak   |



Test Mode: 02; Polarity: Vertical; Modulation:802.11ac; Bandwidth:20MHz; Channel:High

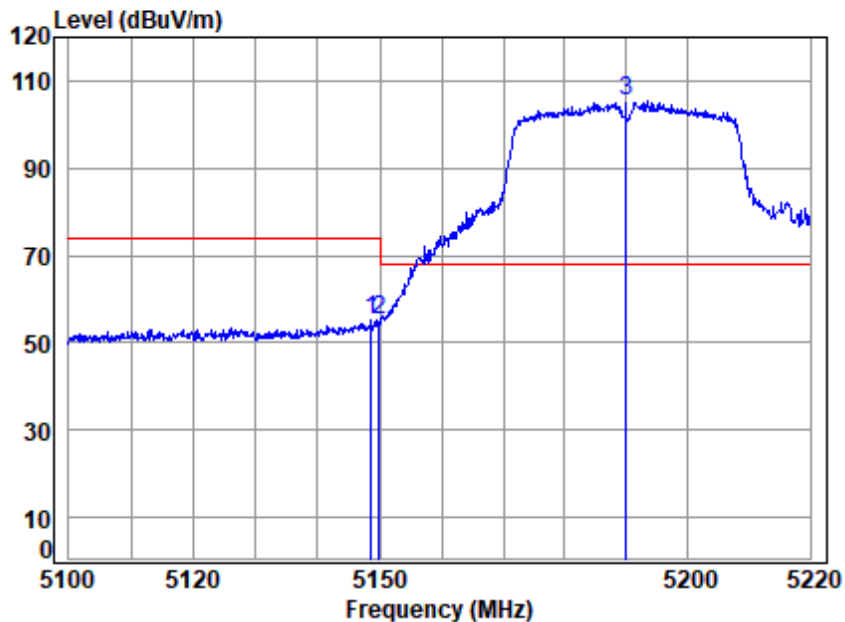


Site : chamber  
Condition: 3m VERTICAL  
Job No : 01162TL  
Mode : 5240 Band edge  
: 5G WIFI 11AC20

|              |      | Cable  | Ant    | Preamp | Read   | Limit  | Over   |         |
|--------------|------|--------|--------|--------|--------|--------|--------|---------|
| Freq         | Loss | Factor | Factor | Level  | Level  | Line   | Limit  | Remark  |
| MHz          | dB   | dB/m   | dB     | dBuV   | dBuV/m | dBuV/m | dB     |         |
| 1 5240.000   | 7.62 | 34.08  | 35.26  | 93.96  | 100.40 | -----  | -----  | Average |
| 2 5350.020   | 7.70 | 34.40  | 35.21  | 33.69  | 40.58  | 54.00  | -13.42 | Average |
| 3 q 5359.858 | 7.71 | 34.44  | 35.20  | 35.05  | 42.00  | 54.00  | -12.00 | Average |



Test Mode: 02; Polarity: Horizontal; Modulation:802.11ac; Bandwidth:40MHz; Channel:Low

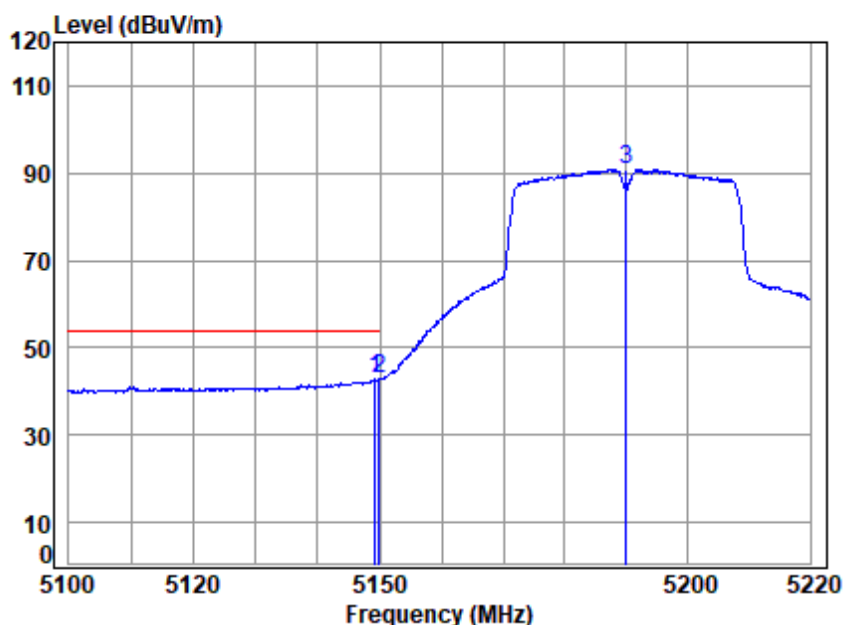


Site : chamber  
Condition: 3m HORIZONTAL  
Job No : 01162TL  
Mode : 5190 Band edge  
: 5G WIFI 11AC40

|     |          | Cable | Ant    | Preamp | Read  | Limit  | Over   |             |
|-----|----------|-------|--------|--------|-------|--------|--------|-------------|
|     | Freq     | Loss  | Factor | Factor | Level | Line   | Limit  | Remark      |
|     | MHz      | dB    | dB/m   | dB     | dBuV  | dBuV/m | dBuV/m | dB          |
| 1   | 5148.623 | 7.55  | 33.90  | 35.31  | 49.23 | 55.37  | 74.00  | -18.63 peak |
| 2   | 5149.980 | 7.55  | 33.90  | 35.31  | 48.88 | 55.02  | 74.00  | -18.98 peak |
| 3 p | 5190.000 | 7.58  | 33.98  | 35.29  | 99.07 | 105.34 | 68.20  | 37.14 peak  |



Test Mode: 02; Polarity: Horizontal; Modulation:802.11ac; Bandwidth:40MHz; Channel:Low

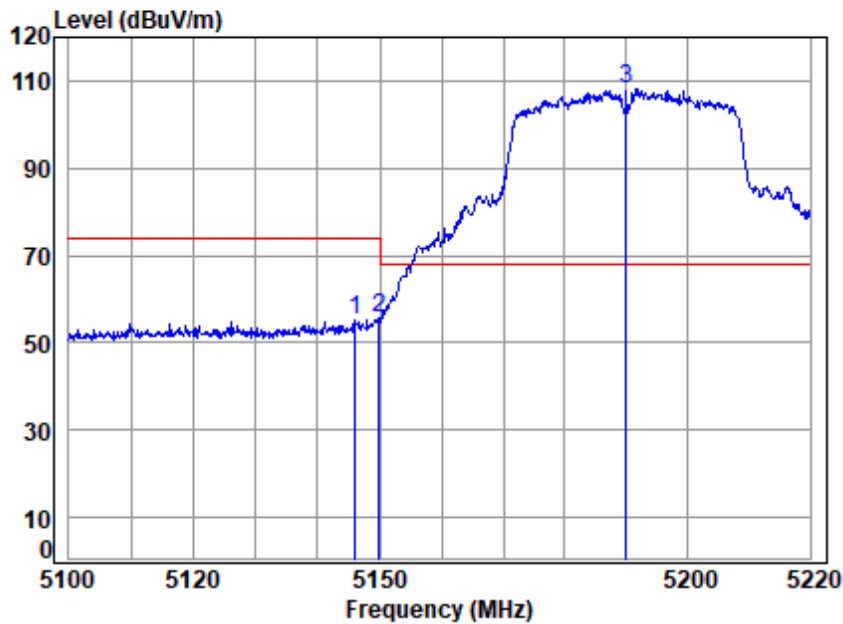


Site : chamber  
Condition: 3m HORIZONTAL  
Job No : 01162TL  
Mode : 5190 Band edge  
: 5G WIFI 11AC40

|              |      | Cable  | Ant    | Preamp | Read   | Limit  | Over   |         |
|--------------|------|--------|--------|--------|--------|--------|--------|---------|
| Freq         | Loss | Factor | Factor | Level  | Level  | Line   | Limit  | Remark  |
| MHz          | dB   | dB/m   | dB     | dBuV   | dBuV/m | dBuV/m | dB     |         |
| 1 5149.342   | 7.55 | 33.90  | 35.31  | 36.52  | 42.66  | 54.00  | -11.34 | Average |
| 2 q 5149.980 | 7.55 | 33.90  | 35.31  | 36.93  | 43.07  | 54.00  | -10.93 | Average |
| 3 5190.000   | 7.58 | 33.98  | 35.29  | 84.57  | 90.84  | -----  | -----  | Average |



Test Mode: 02; Polarity: Vertical; Modulation:802.11ac; Bandwidth:40MHz; Channel:Low



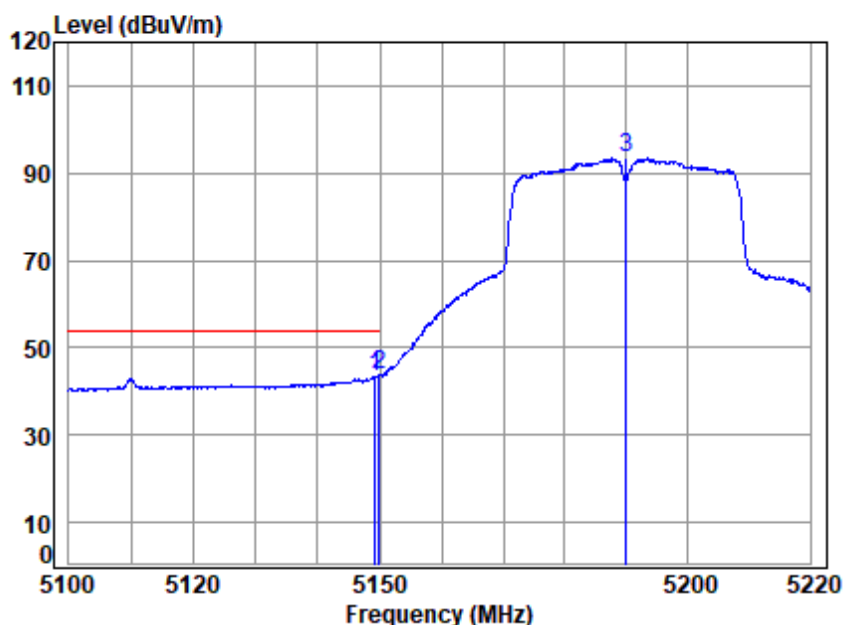
Site : chamber  
Condition: 3m VERTICAL  
Job No : 01162TL  
Mode : 5190 Band edge  
: 5G WIFI 11AC40

|     |          | Cable | Ant    | Preamp | Read   | Limit  | Over   |              |
|-----|----------|-------|--------|--------|--------|--------|--------|--------------|
|     | Freq     | Loss  | Factor | Factor | Level  | Level  | Line   | Limit Remark |
|     | MHz      | dB    | dB/m   | dB     | dBuV   | dBuV/m | dBuV/m | dB           |
| 1   | 5145.990 | 7.55  | 33.91  | 35.31  | 49.23  | 55.38  | 74.00  | -18.62 Peak  |
| 2   | 5149.980 | 7.55  | 33.90  | 35.31  | 49.66  | 55.80  | 74.00  | -18.20 Peak  |
| 3 p | 5190.000 | 7.58  | 33.98  | 35.29  | 102.03 | 108.30 | 68.20  | 40.10 Peak   |





Test Mode: 02; Polarity: Vertical; Modulation:802.11ac; Bandwidth:40MHz; Channel:Low

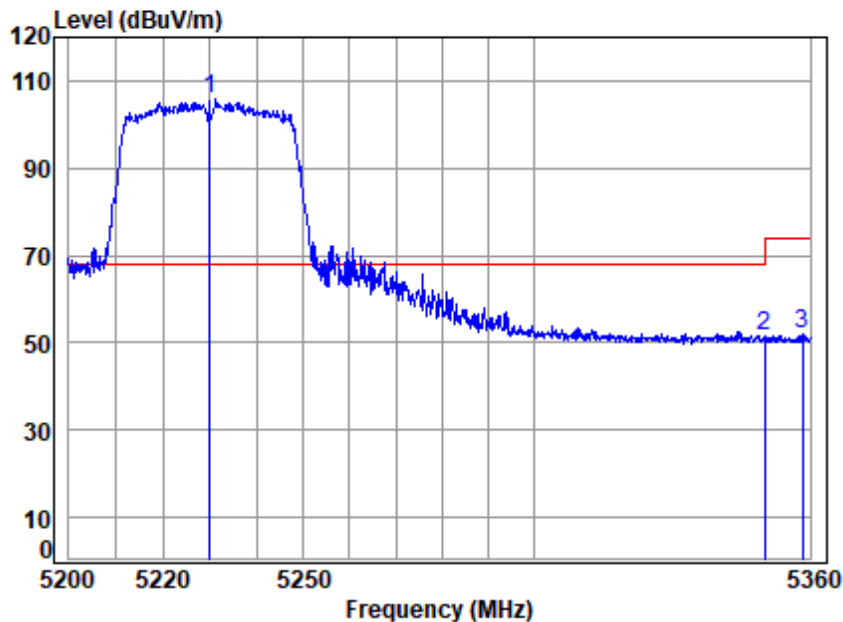


Site : chamber  
Condition: 3m VERTICAL  
Job No : 01162TL  
Mode : 5190 Band edge  
: 5G WIFI 11AC40

|     |          | Cable | Ant    | Preamp | Read  | Limit  | Over   |                |
|-----|----------|-------|--------|--------|-------|--------|--------|----------------|
|     | Freq     | Loss  | Factor | Factor | Level | Level  | Line   | Limit Remark   |
|     | MHz      | dB    | dB/m   | dB     | dBuV  | dBuV/m | dBuV/m | dB             |
| 1   | 5149.342 | 7.55  | 33.90  | 35.31  | 37.28 | 43.42  | 54.00  | -10.58 Average |
| 2 q | 5149.980 | 7.55  | 33.90  | 35.31  | 37.79 | 43.93  | 54.00  | -10.07 Average |
| 3   | 5190.000 | 7.58  | 33.98  | 35.29  | 87.11 | 93.38  | -----  | ----- Average  |



Test Mode: 02; Polarity: Horizontal; Modulation:802.11ac; Bandwidth:40MHz; Channel:High

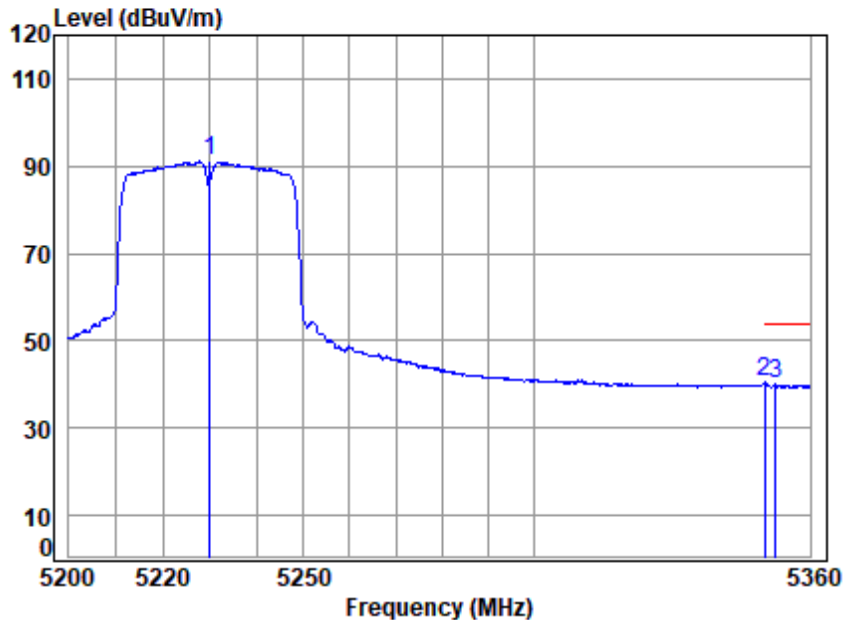


Site : chamber  
Condition: 3m HORIZONTAL  
Job No : 01162TL  
Mode : 5230 Band edge  
: 5G WIFI 11AC40

|              |      | Cable  | Ant    | Preamp | Read   | Limit  | Over   |        |
|--------------|------|--------|--------|--------|--------|--------|--------|--------|
| Freq         | Loss | Factor | Factor | Level  | Level  | Line   | Limit  | Remark |
| MHz          | dB   | dB/m   | dB     | dBuV   | dBuV/m | dBuV/m | dB     |        |
| 1 p 5230.000 | 7.61 | 34.06  | 35.27  | 99.45  | 105.85 | 68.20  | 37.65  | peak   |
| 2 5350.020   | 7.70 | 34.40  | 35.21  | 44.44  | 51.33  | 74.00  | -22.67 | peak   |
| 3 5358.376   | 7.71 | 34.43  | 35.20  | 45.01  | 51.95  | 74.00  | -22.05 | peak   |



Test Mode: 02; Polarity: Horizontal; Modulation:802.11ac; Bandwidth:40MHz; Channel:High

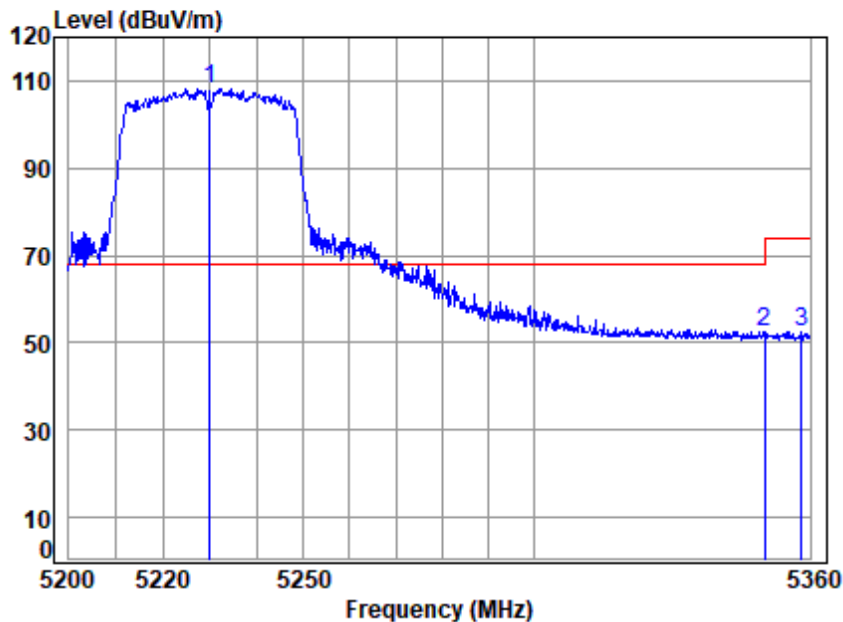


Site : chamber  
Condition: 3m HORIZONTAL  
Job No : 01162TL  
Mode : 5230 Band edge  
: 5G WIFI 11AC40

|     |          | Cable | Ant    | Preamp | Read  | Limit  | Over   |                |
|-----|----------|-------|--------|--------|-------|--------|--------|----------------|
|     | Freq     | Loss  | Factor | Factor | Level | Level  | Line   | Limit Remark   |
|     | MHz      | dB    | dB/m   | dB     | dBuV  | dBuV/m | dBuV/m | dB             |
| 1   | 5230.000 | 7.61  | 34.06  | 35.27  | 84.64 | 91.04  | -----  | ----- Average  |
| 2 q | 5350.020 | 7.70  | 34.40  | 35.21  | 33.60 | 40.49  | 54.00  | -13.51 Average |
| 3   | 5352.371 | 7.71  | 34.41  | 35.21  | 33.09 | 40.00  | 54.00  | -14.00 Average |



Test Mode: 02; Polarity: Vertical; Modulation:802.11ac; Bandwidth:40MHz; Channel:High



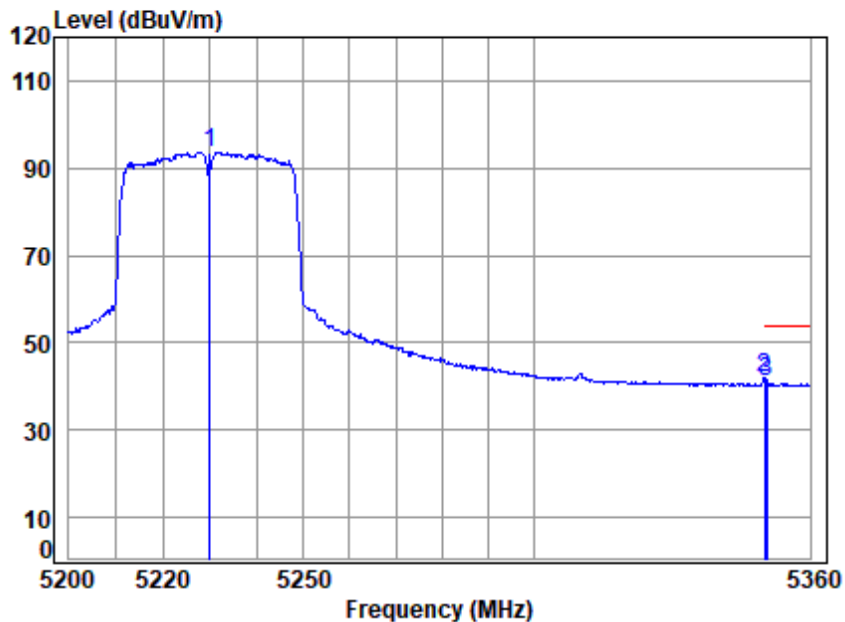
Site : chamber  
Condition: 3m VERTICAL  
Job No : 01162TL  
Mode : 5230 Band edge  
: 5G WIFI 11AC40

|     |          | Cable | Ant    | Preamp | Read   | Limit  | Over   |              |
|-----|----------|-------|--------|--------|--------|--------|--------|--------------|
|     | Freq     | Loss  | Factor | Factor | Level  | Level  | Line   | Limit Remark |
|     | MHz      | dB    | dB/m   | dB     | dBuV   | dBuV/m | dBuV/m | dB           |
| 1 p | 5230.000 | 7.61  | 34.06  | 35.27  | 101.90 | 108.30 | 68.20  | 40.10 Peak   |
| 2   | 5350.020 | 7.70  | 34.40  | 35.21  | 45.43  | 52.32  | 74.00  | -21.68 Peak  |
| 3   | 5358.051 | 7.71  | 34.43  | 35.20  | 45.61  | 52.55  | 74.00  | -21.45 Peak  |





Test Mode: 02; Polarity: Vertical; Modulation:802.11ac; Bandwidth:40MHz; Channel:High

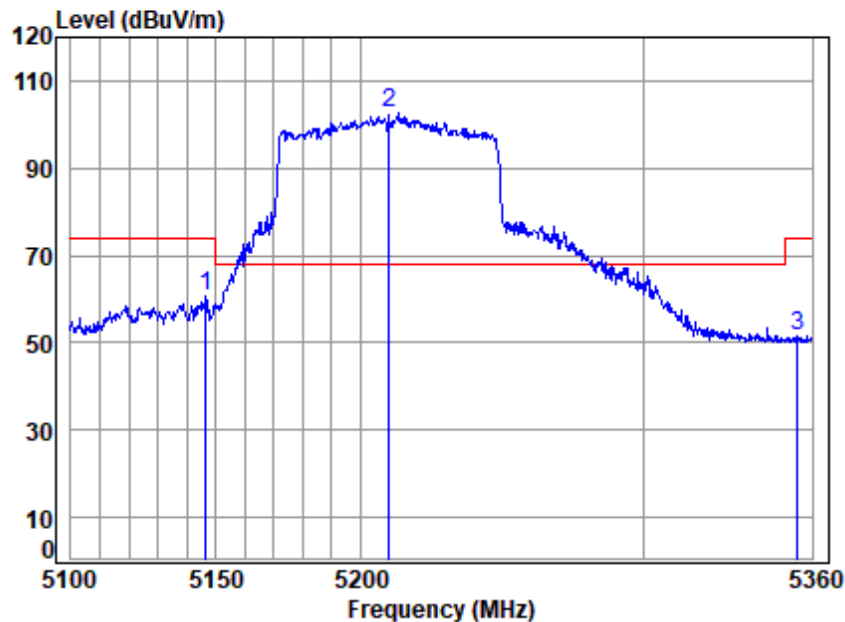


Site : chamber  
Condition: 3m VERTICAL  
Job No : 01162TL  
Mode : 5230 Band edge  
: 5G WIFI 11AC40

|     |          | Cable | Ant    | Preamp | Read  | Limit  | Over   |                |
|-----|----------|-------|--------|--------|-------|--------|--------|----------------|
|     | Freq     | Loss  | Factor | Factor | Level | Level  | Line   | Limit Remark   |
|     | MHz      | dB    | dB/m   | dB     | dBuV  | dBuV/m | dBuV/m | dB             |
| 1   | 5230.000 | 7.61  | 34.06  | 35.27  | 87.36 | 93.76  | -----  | ----- Average  |
| 2 q | 5350.020 | 7.70  | 34.40  | 35.21  | 34.87 | 41.76  | 54.00  | -12.24 Average |
| 3   | 5350.587 | 7.71  | 34.40  | 35.21  | 34.09 | 40.99  | 54.00  | -13.01 Average |



Test Mode: 02; Polarity: Horizontal; Modulation:802.11ac; Bandwidth:80MHz; Channel:middle

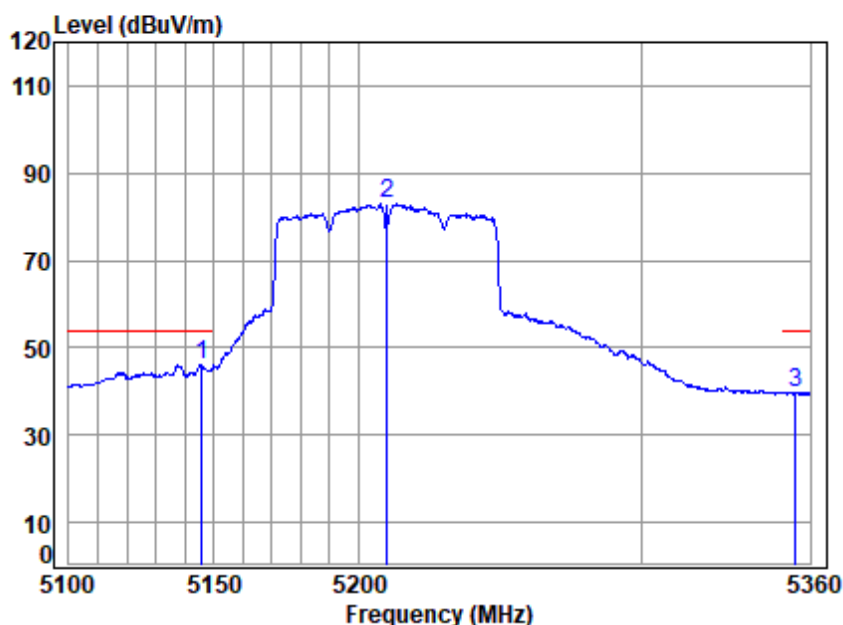


Site : chamber  
Condition: 3m HORIZONTAL  
Job No : 01162TL  
Mode : 5210 Band edge  
: 5G WIFI 11AC80

|              |      | Cable  | Ant    | Preamp | Read   | Limit  | Over   |        |
|--------------|------|--------|--------|--------|--------|--------|--------|--------|
| Freq         | Loss | Factor | Factor | Level  | Level  | Line   | Limit  | Remark |
| MHz          | dB   | dB/m   | dB     | dBuV   | dBuV/m | dBuV/m | dB     |        |
| 1 5146.363   | 7.55 | 33.91  | 35.31  | 54.34  | 60.49  | 74.00  | -13.51 | peak   |
| 2 p 5210.000 | 7.60 | 34.02  | 35.28  | 96.30  | 102.64 | 68.20  | 34.44  | peak   |
| 3 5354.938   | 7.71 | 34.42  | 35.21  | 44.71  | 51.63  | 74.00  | -22.37 | peak   |



Test Mode: 02; Polarity: Horizontal; Modulation:802.11ac; Bandwidth:80MHz; Channel:middle

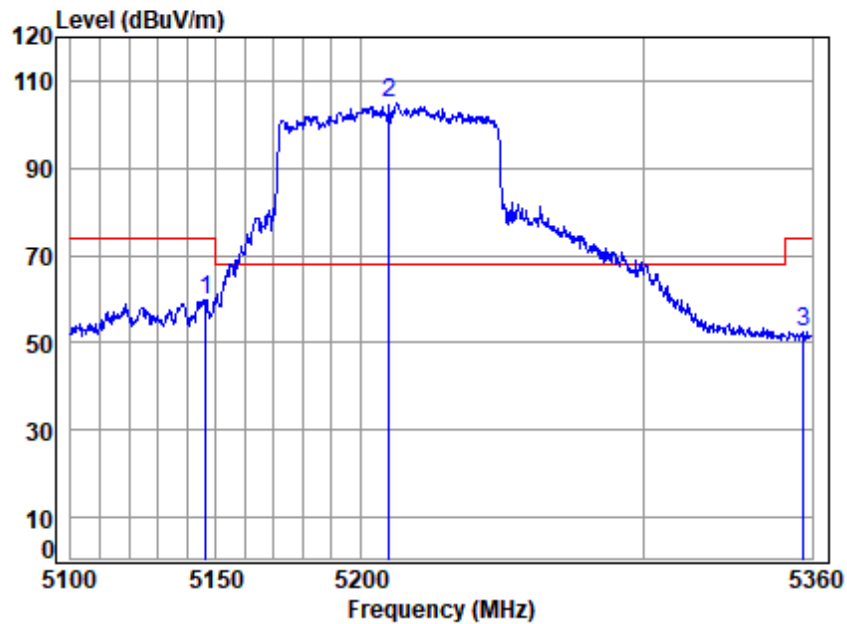


Site : chamber  
Condition: 3m HORIZONTAL  
Job No : 01162TL  
Mode : 5210 Band edge  
: 5G WIFI 11AC80

|              |      | Cable  | Ant    | Preamp | Read   | Limit  | Over   |         |
|--------------|------|--------|--------|--------|--------|--------|--------|---------|
| Freq         | Loss | Factor | Factor | Level  | Level  | Line   | Limit  | Remark  |
| MHz          | dB   | dB/m   | dB     | dBuV   | dBuV/m | dBuV/m | dB     |         |
| 1 q 5145.595 | 7.55 | 33.91  | 35.31  | 39.93  | 46.08  | 54.00  | -7.92  | Average |
| 2 5210.000   | 7.60 | 34.02  | 35.28  | 76.58  | 82.92  | -----  | -----  | Average |
| 3 5354.938   | 7.71 | 34.42  | 35.21  | 32.80  | 39.72  | 54.00  | -14.28 | Average |



Test Mode: 02; Polarity: Vertical; Modulation:802.11ac; Bandwidth:80MHz; Channel:middle



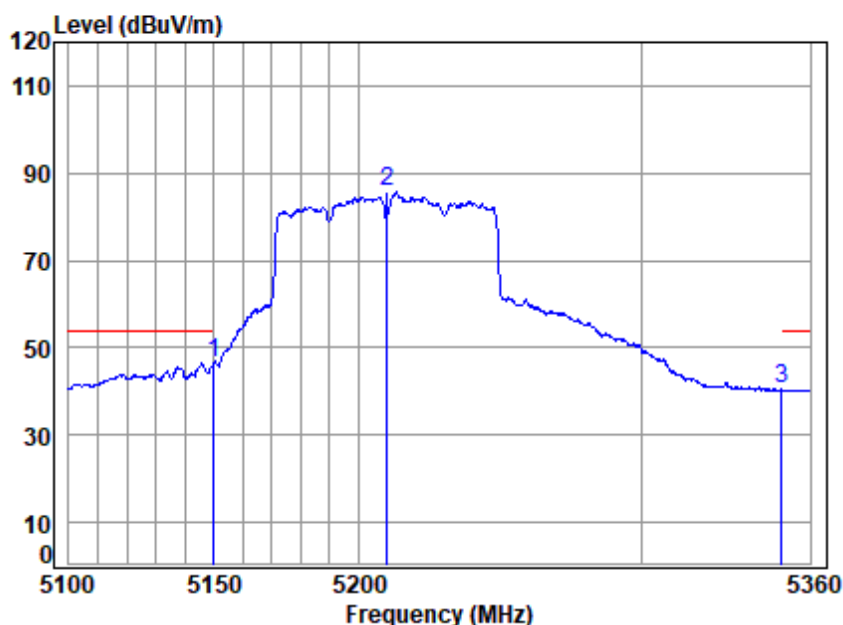
Site : chamber  
Condition: 3m VERTICAL  
Job No : 01162TL  
Mode : 5210 Band edge  
: 5G WIFI 11AC80

|              |      | Cable  | Ant    | Preamp | Read   | Limit  | Over   |        |
|--------------|------|--------|--------|--------|--------|--------|--------|--------|
| Freq         | Loss | Factor | Factor | Level  | Level  | Line   | Limit  | Remark |
| MHz          | dB   | dB/m   | dB     | dBuV   | dBuV/m | dBuV/m | dB     |        |
| 1 5146.363   | 7.55 | 33.91  | 35.31  | 53.83  | 59.98  | 74.00  | -14.02 | Peak   |
| 2 p 5210.000 | 7.60 | 34.02  | 35.28  | 98.43  | 104.77 | 68.20  | 36.57  | Peak   |
| 3 5357.069   | 7.71 | 34.43  | 35.20  | 45.72  | 52.66  | 74.00  | -21.34 | Peak   |





Test Mode: 02; Polarity: Vertical; Modulation:802.11ac; Bandwidth:80MHz; Channel:middle

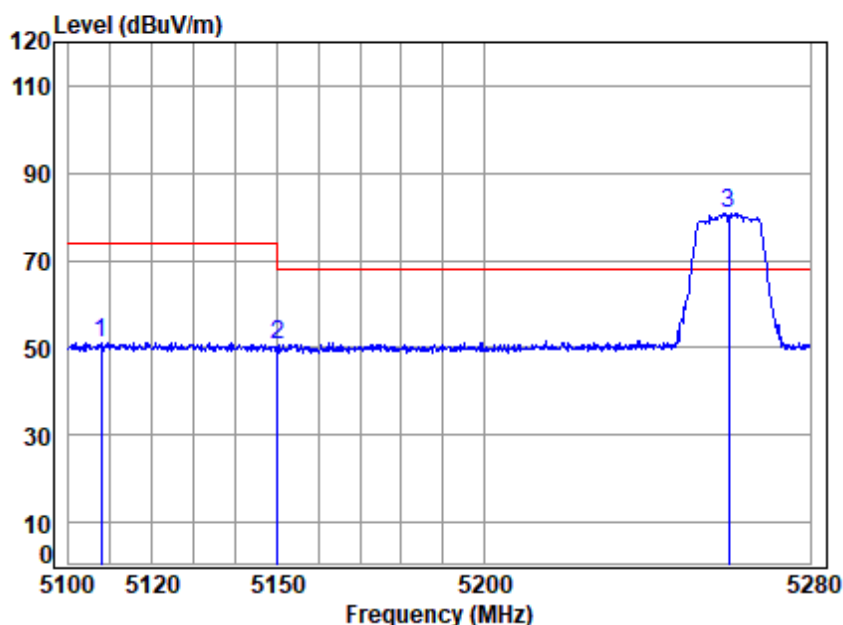


Site : chamber  
Condition: 3m VERTICAL  
Job No : 01162TL  
Mode : 5210 Band edge  
: 5G WIFI 11AC80

|              |      | Cable  | Ant    | Preamp | Read   | Limit  | Over  |         |
|--------------|------|--------|--------|--------|--------|--------|-------|---------|
| Freq         | Loss | Factor | Factor | Level  | Level  | Line   | Limit | Remark  |
| MHz          | dB   | dB/m   | dB     | dBuV   | dBuV/m | dBuV/m | dB    |         |
| 1 q 5149.947 | 7.55 | 33.90  | 35.31  | 40.56  | 46.70  | 54.00  | -7.30 | Average |
| 2 5210.000   | 7.60 | 34.02  | 35.28  | 79.23  | 85.57  | -----  | ----- | Average |
| 3 5349.882   | 7.70 | 34.40  | 35.21  | 33.63  | 40.52  | -----  | ----- | Average |



Test Mode: 03; Polarity: Horizontal; Modulation:802.11a; Bandwidth:20MHz; Channel:Low

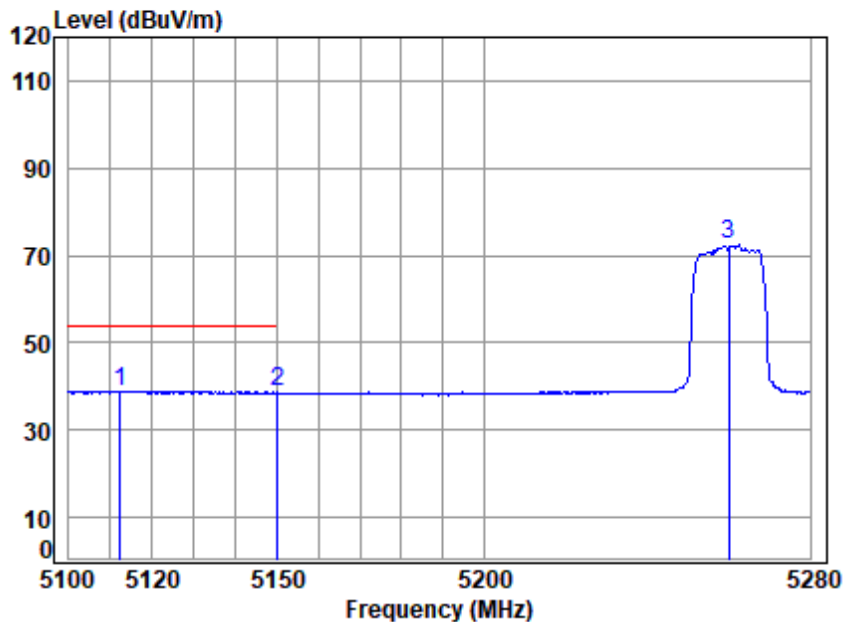


Site : chamber  
Condition: 3m HORIZONTAL  
Job No : 01162TL  
Mode : 5260 Band edge  
: 5G WIFI 11A

|     |          | Cable | Ant    | Preamp | Read  | Limit  | Over   |              |
|-----|----------|-------|--------|--------|-------|--------|--------|--------------|
|     | Freq     | Loss  | Factor | Factor | Level | Level  | Line   | Limit Remark |
|     | MHz      | dB    | dB/m   | dB     | dBuV  | dBuV/m | dBuV/m | dB           |
| 1   | 5107.790 | 7.52  | 33.98  | 35.33  | 45.15 | 51.32  | 74.00  | -22.68 peak  |
| 2   | 5149.980 | 7.55  | 33.90  | 35.31  | 44.31 | 50.45  | 74.00  | -23.55 peak  |
| 3 p | 5260.000 | 7.64  | 34.12  | 35.25  | 74.45 | 80.96  | 68.20  | 12.76 peak   |



Test Mode: 03; Polarity: Horizontal; Modulation:802.11a; Bandwidth:20MHz; Channel:Low

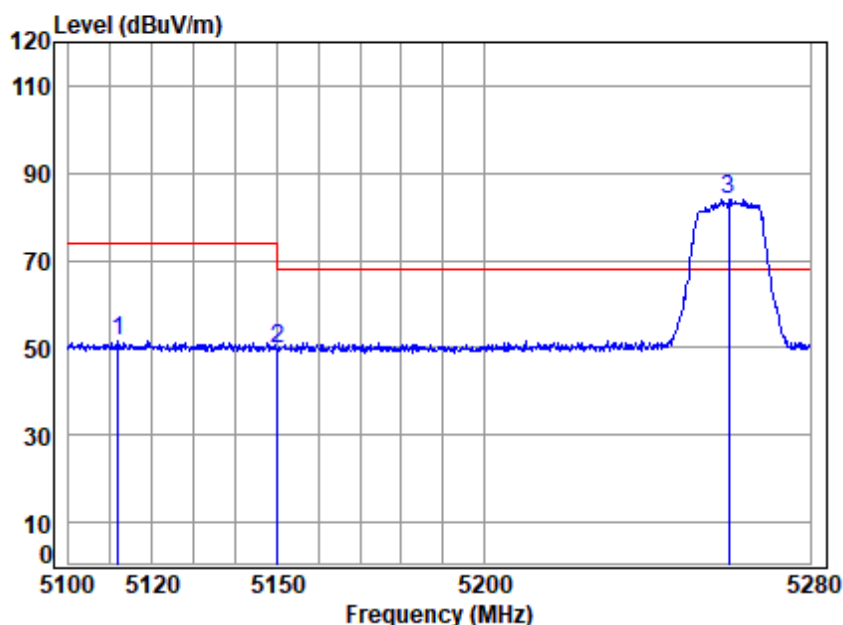


Site : chamber  
Condition: 3m HORIZONTAL  
Job No : 01162TL  
Mode : 5260 Band edge  
: 5G WIFI 11A

|     |          | Cable | Ant    | Preamp | Read  | Limit  | Over   |                |
|-----|----------|-------|--------|--------|-------|--------|--------|----------------|
|     | Freq     | Loss  | Factor | Factor | Level | Line   | Limit  | Remark         |
|     | MHz      | dB    | dB/m   | dB     | dBuV  | dBuV/m | dBuV/m | dB             |
| 1 q | 5112.221 | 7.52  | 33.98  | 35.33  | 32.68 | 38.85  | 54.00  | -15.15 Average |
| 2   | 5149.980 | 7.55  | 33.90  | 35.31  | 32.42 | 38.56  | 54.00  | -15.44 Average |
| 3   | 5260.000 | 7.64  | 34.12  | 35.25  | 65.82 | 72.33  | -----  | ----- Average  |



Test Mode: 03; Polarity: Vertical; Modulation:802.11a; Bandwidth:20MHz; Channel:Low



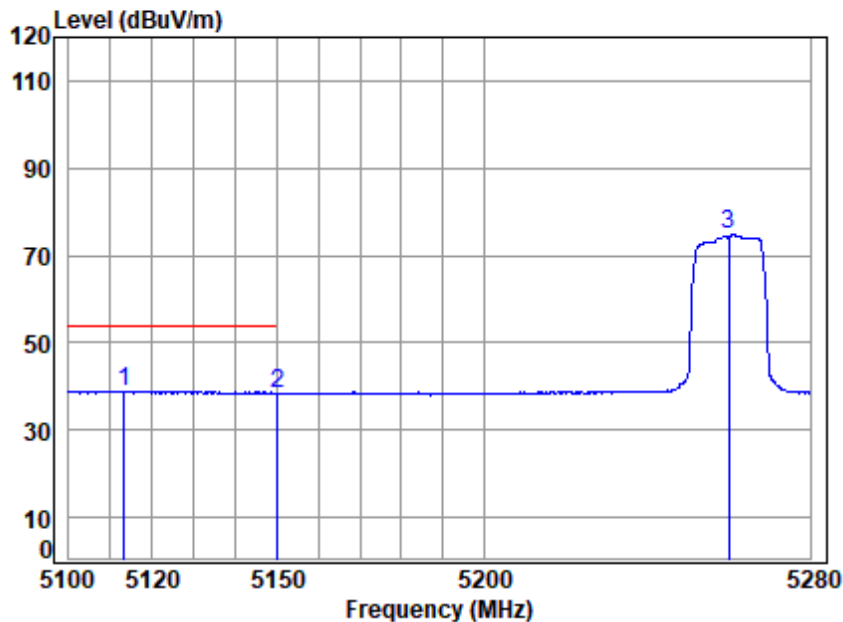
Site : chamber  
Condition: 3m VERTICAL  
Job No : 01162TL  
Mode : 5260 Band edge  
: 5G WIFI 11A

|     | Freq     | Cable Loss | Ant Factor | Preamp Factor | Read Level | Level  | Limit Line | Over Limit | Remark |
|-----|----------|------------|------------|---------------|------------|--------|------------|------------|--------|
|     | MHz      | dB         | dB/m       | dB            | dBuV       | dBuV/m | dBuV/m     | dB         |        |
| 1   | 5111.866 | 7.52       | 33.98      | 35.33         | 45.44      | 51.61  | 74.00      | -22.39     | Peak   |
| 2   | 5149.980 | 7.55       | 33.90      | 35.31         | 43.65      | 49.79  | 74.00      | -24.21     | Peak   |
| 3 p | 5260.000 | 7.64       | 34.12      | 35.25         | 77.60      | 84.11  | 68.20      | 15.91      | Peak   |





Test Mode: 03; Polarity: Vertical; Modulation:802.11a; Bandwidth:20MHz; Channel:Low

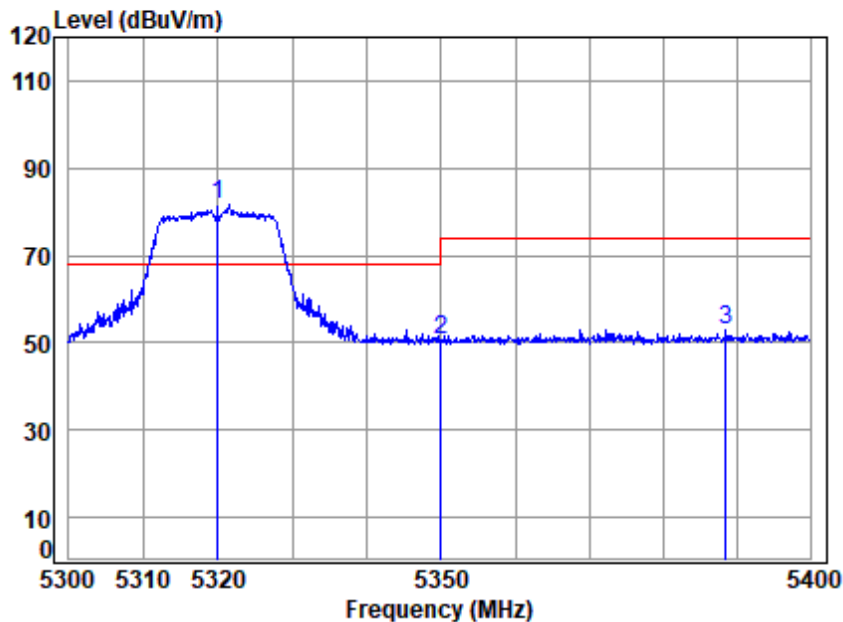


Site : chamber  
Condition: 3m VERTICAL  
Job No : 01162TL  
Mode : 5260 Band edge  
: 5G WIFI 11A

|              |      | Cable  | Ant    | Preamp | Read   | Limit  | Over   |         |
|--------------|------|--------|--------|--------|--------|--------|--------|---------|
| Freq         | Loss | Factor | Factor | Level  | Level  | Line   | Limit  | Remark  |
| MHz          | dB   | dB/m   | dB     | dBuV   | dBuV/m | dBuV/m | dB     |         |
| 1 q 5113.285 | 7.52 | 33.97  | 35.33  | 32.83  | 38.99  | 54.00  | -15.01 | Average |
| 2 5149.980   | 7.55 | 33.90  | 35.31  | 32.35  | 38.49  | 54.00  | -15.51 | Average |
| 3 5260.000   | 7.64 | 34.12  | 35.25  | 68.35  | 74.86  | -----  | -----  | Average |



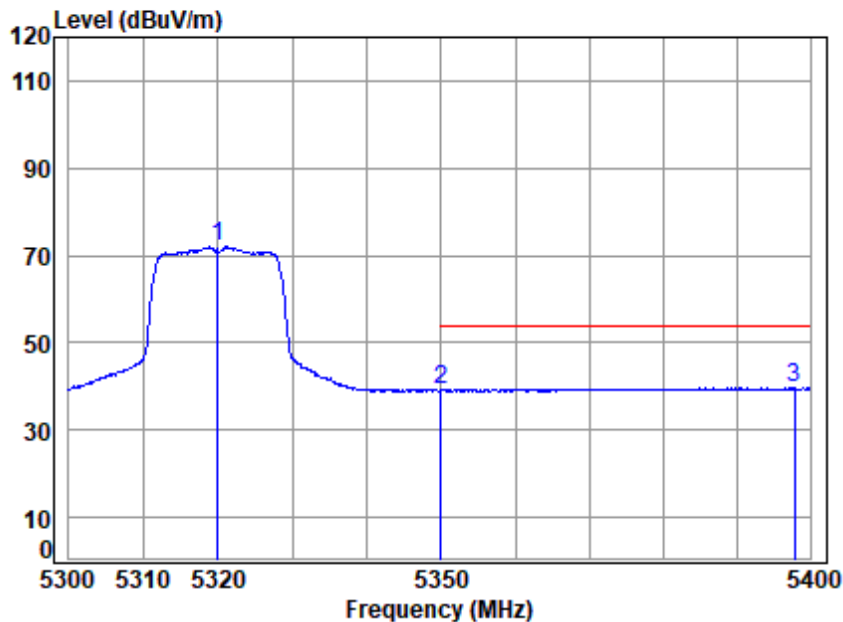
Test Mode: 03; Polarity: Horizontal; Modulation:802.11a; Bandwidth:20MHz; Channel:High



Site : chamber  
Condition: 3m HORIZONTAL  
Job No : 01162TL  
Mode : 5320 Band edge  
: 5G WIFI 11A

|              |      | Cable  | Ant    | Preamp | Read   | Limit  | Over   |        |
|--------------|------|--------|--------|--------|--------|--------|--------|--------|
| Freq         | Loss | Factor | Factor | Level  | Level  | Line   | Limit  | Remark |
| MHz          | dB   | dB/m   | dB     | dBuV   | dBuV/m | dBuV/m | dB     |        |
| 1 p 5320.000 | 7.68 | 34.28  | 35.22  | 75.15  | 81.89  | 68.20  | 13.69  | peak   |
| 2 5350.020   | 7.70 | 34.40  | 35.21  | 43.98  | 50.87  | 74.00  | -23.13 | peak   |
| 3 5388.505   | 7.73 | 34.55  | 35.19  | 45.89  | 52.98  | 74.00  | -21.02 | peak   |

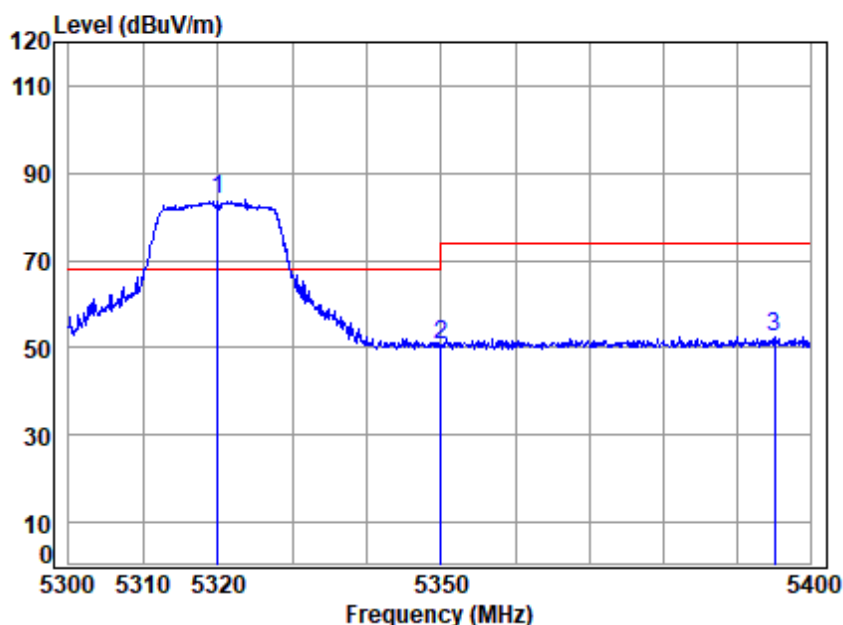
Test Mode: 03; Polarity: Horizontal; Modulation:802.11a; Bandwidth:20MHz; Channel:High



Site : chamber  
 Condition: 3m HORIZONTAL  
 Job No : 01162TL  
 Mode : 5320 Band edge  
 : 5G WIFI 11A

|     | Freq     | Cable Loss | Ant Factor | Preamp Factor | Read Level | Level  | Limit Line | Over Limit | Remark  |
|-----|----------|------------|------------|---------------|------------|--------|------------|------------|---------|
|     | MHz      | dB         | dB/m       | dB            | dBuV       | dBuV/m | dBuV/m     | dB         |         |
| 1   | 5320.000 | 7.68       | 34.28      | 35.22         | 65.37      | 72.11  | -----      | -----      | Average |
| 2   | 5350.020 | 7.70       | 34.40      | 35.21         | 32.26      | 39.15  | 54.00      | -14.85     | Average |
| 3 q | 5397.881 | 7.74       | 34.59      | 35.18         | 32.54      | 39.69  | 54.00      | -14.31     | Average |

Test Mode: 03; Polarity: Vertical; Modulation:802.11a; Bandwidth:20MHz; Channel:High



Site : chamber  
Condition: 3m VERTICAL  
Job No : 01162TL  
Mode : 5320 Band edge  
: 5G WIFI 11A

|              |      | Cable  | Ant    | Preamp | Read   | Limit  | Over   |        |
|--------------|------|--------|--------|--------|--------|--------|--------|--------|
| Freq         | Loss | Factor | Factor | Level  | Level  | Line   | Limit  | Remark |
| MHz          | dB   | dB/m   | dB     | dBuV   | dBuV/m | dBuV/m | dB     |        |
| 1 p 5320.000 | 7.68 | 34.28  | 35.22  | 77.02  | 83.76  | 68.20  | 15.56  | Peak   |
| 2 5350.020   | 7.70 | 34.40  | 35.21  | 43.62  | 50.51  | 74.00  | -23.49 | Peak   |
| 3 5395.157   | 7.74 | 34.58  | 35.19  | 45.41  | 52.54  | 74.00  | -21.46 | Peak   |

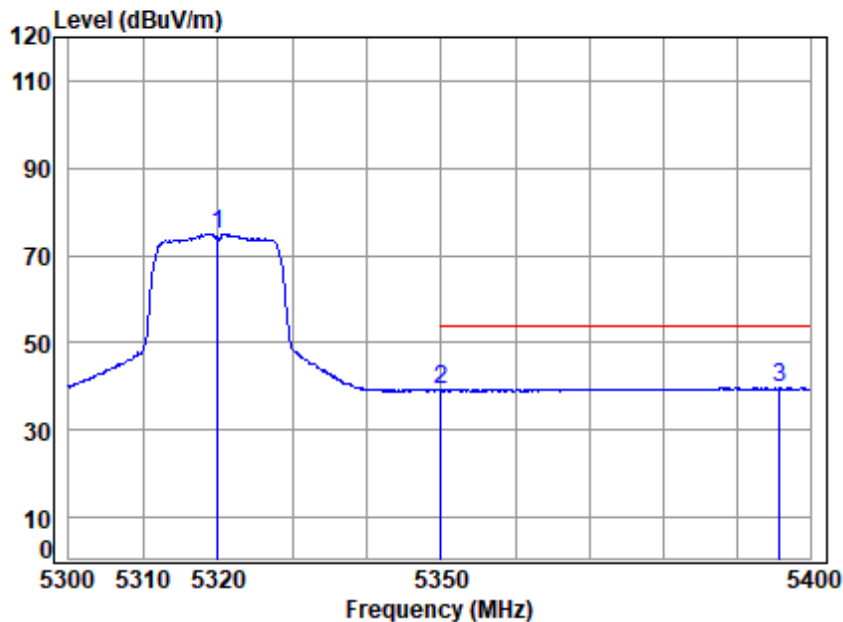


Unless otherwise agreed in writing, this document is issued by the Company subject to its General Conditions of Service printed overleaf, available on request or accessible at <https://www.sgs.com/en/Terms-and-Conditions>. Attention is drawn to the limitation of liability, indemnification and jurisdiction issues defined therein. Any holder of this document is advised that information contained hereon reflects the Company's findings at the time of its intervention only and within the limits of Client's instructions, if any. The Company's sole responsibility is to its Client and this document does not exonerate parties to a transaction from exercising all their rights and obligations under the transaction documents. This document cannot be reproduced except in full, without prior written approval of the Company. Any unauthorized alteration, forgery or falsification of the content or appearance of this document is unlawful and offenders may be prosecuted to the fullest extent of the law. Unless otherwise stated the results shown in this test report refer only to the sample(s) tested and such sample(s) are retained for 30 days only.

Attention: To check the authenticity of testing /inspection report & certificate, please contact us at telephone: (86-755) 8307 1443, or email: [CN.Doccheck@sgs.com](mailto:CN.Doccheck@sgs.com)  
No.1 Workshop, M-10, Middle Section, Science & Technology Park, Nanshan District, Shenzhen, Guangdong, China 518057 t (86-755) 26012053 f (86-755) 26710594 www.sgs.com.cn  
中国·广东·深圳市南山区科技园中区M-10栋1号厂房 邮编: 518057 t (86-755) 26012053 f (86-755) 26710594 sgs.china@sgs.com



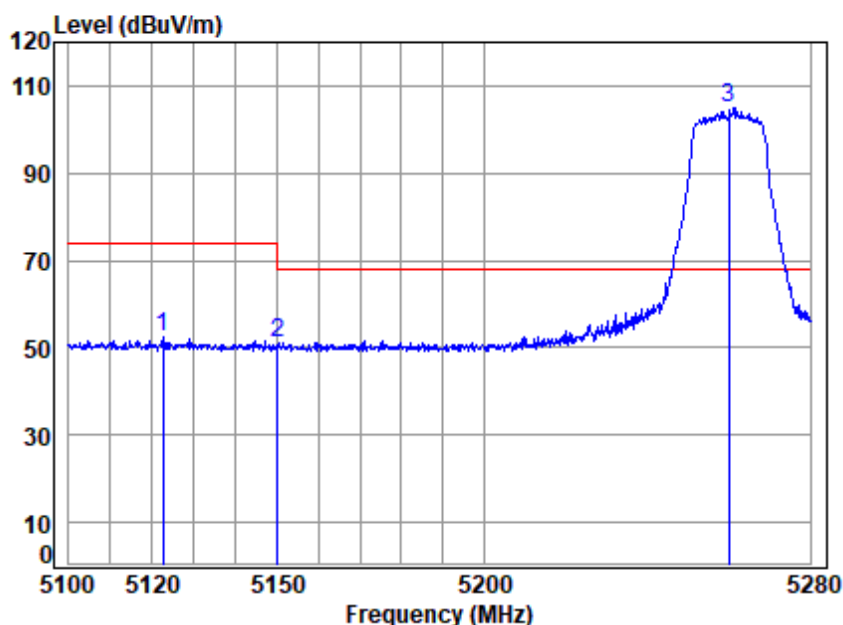
Test Mode: 03; Polarity: Vertical; Modulation:802.11a; Bandwidth:20MHz; Channel:High



Site : chamber  
Condition: 3m VERTICAL  
Job No : 01162TL  
Mode : 5320 Band edge  
: 5G WIFI 11A

|              |      | Cable  | Ant    | Preamp | Read   | Limit  | Over   |         |
|--------------|------|--------|--------|--------|--------|--------|--------|---------|
| Freq         | Loss | Factor | Factor | Level  | Level  | Line   | Limit  | Remark  |
| MHz          | dB   | dB/m   | dB     | dBuV   | dBuV/m | dBuV/m | dB     |         |
| 1 5320.000   | 7.68 | 34.28  | 35.22  | 68.28  | 75.02  | -----  | -----  | Average |
| 2 5350.020   | 7.70 | 34.40  | 35.21  | 32.32  | 39.21  | 54.00  | -14.79 | Average |
| 3 q 5395.863 | 7.74 | 34.58  | 35.19  | 32.52  | 39.65  | 54.00  | -14.35 | Average |

Test Mode: 03; Polarity: Horizontal; Modulation:802.11ac; Bandwidth:20MHz; Channel:Low

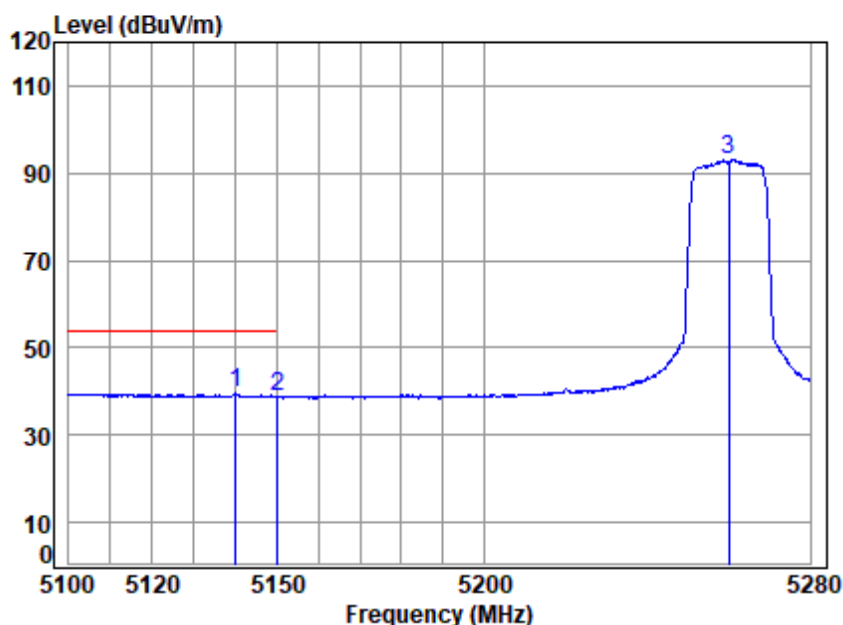


Site : chamber  
Condition: 3m HORIZONTAL  
Job No : 01162TL  
Mode : 5260 Band edge  
: 5G WIFI 11AC20

|     |          | Cable | Ant    | Preamp | Read  |        | Limit  | Over   |        |
|-----|----------|-------|--------|--------|-------|--------|--------|--------|--------|
|     | Freq     | Loss  | Factor | Factor | Level | Level  | Line   | Limit  | Remark |
|     | MHz      | dB    | dB/m   | dB     | dBuV  | dBuV/m | dBuV/m | dB     |        |
| 1   | 5122.516 | 7.53  | 33.95  | 35.32  | 46.10 | 52.26  | 74.00  | -21.74 | peak   |
| 2   | 5149.980 | 7.55  | 33.90  | 35.31  | 44.78 | 50.92  | 74.00  | -23.08 | peak   |
| 3 p | 5260.000 | 7.64  | 34.12  | 35.25  | 98.56 | 105.07 | 68.20  | 36.87  | peak   |



Test Mode: 03; Polarity: Horizontal; Modulation:802.11ac; Bandwidth:20MHz; Channel:Low

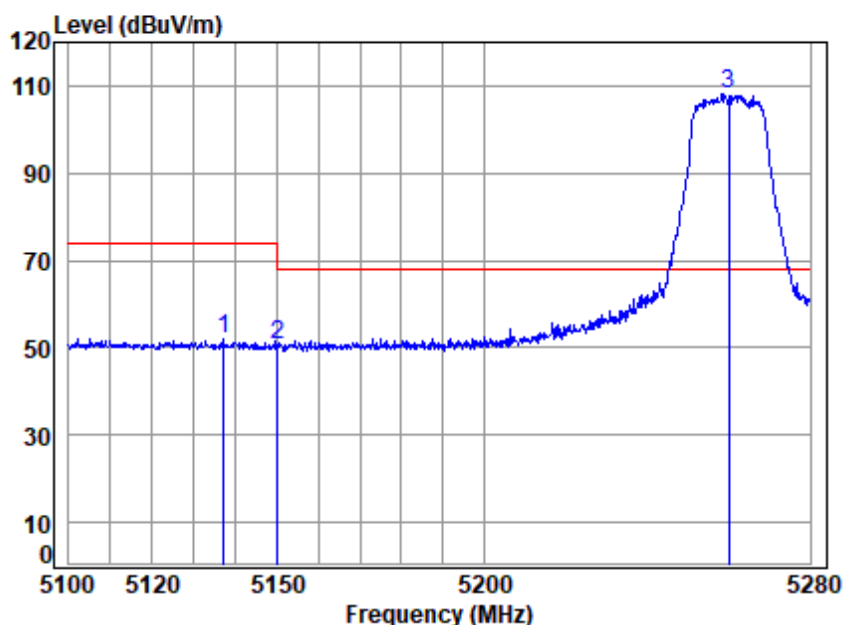


Site : chamber  
Condition: 3m HORIZONTAL  
Job No : 01162TL  
Mode : 5260 Band edge  
: 5G WIFI 11AC20

|              |      | Cable  | Ant    | Preamp | Read   | Limit  | Over   |         |
|--------------|------|--------|--------|--------|--------|--------|--------|---------|
| Freq         | Loss | Factor | Factor | Level  | Level  | Line   | Limit  | Remark  |
| MHz          | dB   | dB/m   | dB     | dBuV   | dBuV/m | dBuV/m | dB     |         |
| 1 q 5139.958 | 7.54 | 33.92  | 35.32  | 33.41  | 39.55  | 54.00  | -14.45 | Average |
| 2 5149.980   | 7.55 | 33.90  | 35.31  | 32.76  | 38.90  | 54.00  | -15.10 | Average |
| 3 5260.000   | 7.64 | 34.12  | 35.25  | 86.57  | 93.08  | -----  | -----  | Average |



Test Mode: 03; Polarity: Vertical; Modulation:802.11ac; Bandwidth:20MHz; Channel:Low



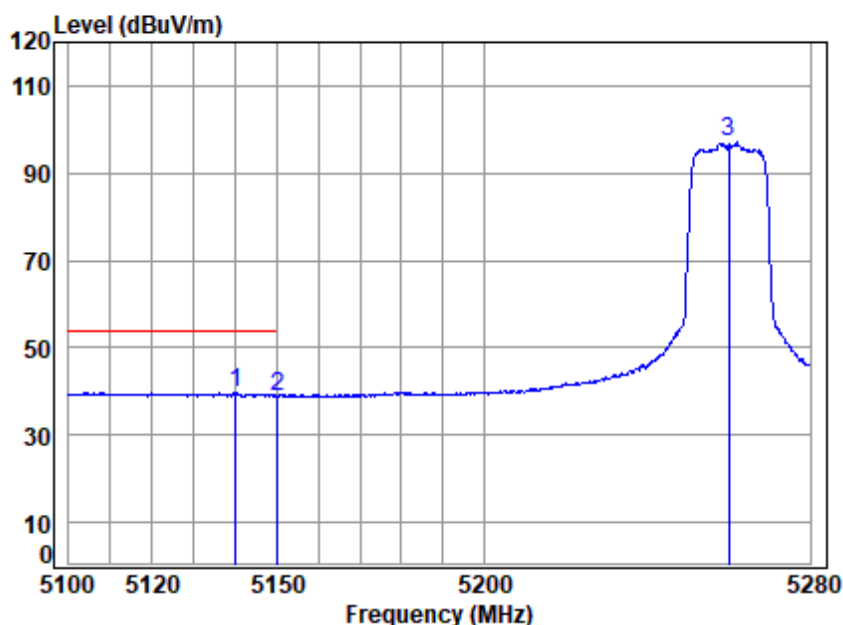
Site : chamber  
Condition: 3m VERTICAL  
Job No : 01162TL  
Mode : 5260 Band edge  
: 5G WIFI 11AC20

|     |          | Cable | Ant    | Preamp | Read   |        | Limit  | Over   |        |
|-----|----------|-------|--------|--------|--------|--------|--------|--------|--------|
|     | Freq     | Loss  | Factor | Factor | Level  | Level  | Line   | Limit  | Remark |
|     | MHz      | dB    | dB/m   | dB     | dBuV   | dBuV/m | dBuV/m | dB     |        |
| 1   | 5137.105 | 7.54  | 33.93  | 35.32  | 45.85  | 52.00  | 74.00  | -22.00 | Peak   |
| 2   | 5149.980 | 7.55  | 33.90  | 35.31  | 44.63  | 50.77  | 74.00  | -23.23 | Peak   |
| 3 p | 5260.000 | 7.64  | 34.12  | 35.25  | 101.67 | 108.18 | 68.20  | 39.98  | Peak   |





Test Mode: 03; Polarity: Vertical; Modulation:802.11ac; Bandwidth:20MHz; Channel:Low

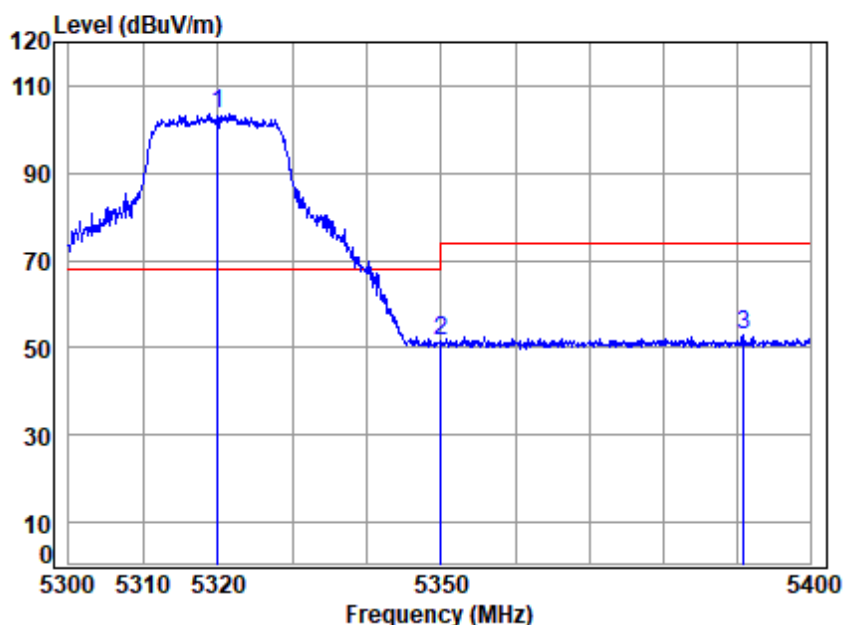


Site : chamber  
Condition: 3m VERTICAL  
Job No : 01162TL  
Mode : 5260 Band edge  
: 5G WIFI 11AC20

|              |      | Cable  | Ant    | Preamp | Read   | Limit  | Over   |         |
|--------------|------|--------|--------|--------|--------|--------|--------|---------|
| Freq         | Loss | Factor | Factor | Level  | Level  | Line   | Limit  | Remark  |
| MHz          | dB   | dB/m   | dB     | dBuV   | dBuV/m | dBuV/m | dB     |         |
| 1 q 5139.958 | 7.54 | 33.92  | 35.32  | 33.58  | 39.72  | 54.00  | -14.28 | Average |
| 2 5149.980   | 7.55 | 33.90  | 35.31  | 32.87  | 39.01  | 54.00  | -14.99 | Average |
| 3 5260.000   | 7.64 | 34.12  | 35.25  | 90.59  | 97.10  | -----  | -----  | Average |



Test Mode: 03; Polarity: Horizontal; Modulation:802.11ac; Bandwidth:20MHz; Channel:High



Site : chamber  
Condition: 3m HORIZONTAL  
Job No : 01162TL  
Mode : 5320 Band edge  
: 5G WIFI 11AC20

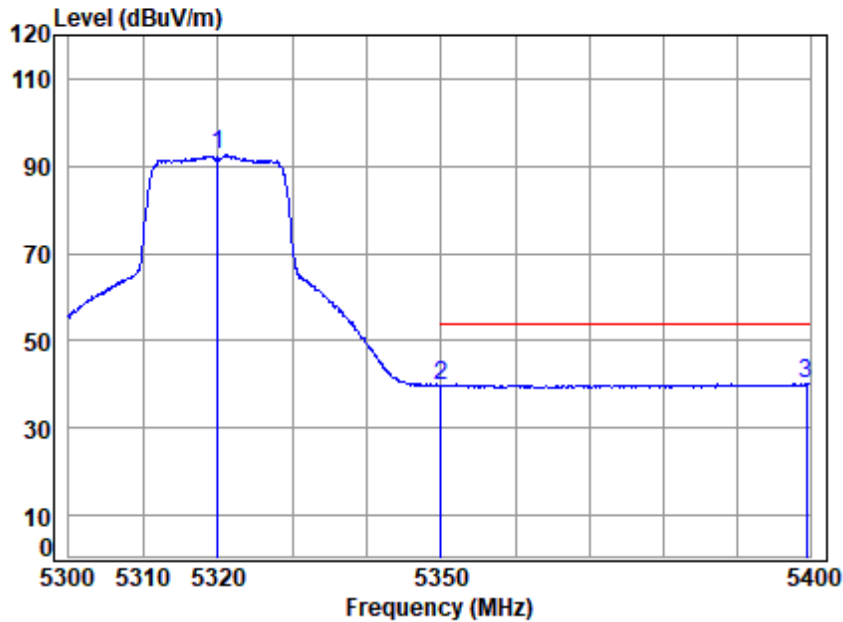
|     |          | Cable | Ant    | Preamp | Read  |        | Limit  | Over   |        |
|-----|----------|-------|--------|--------|-------|--------|--------|--------|--------|
|     | Freq     | Loss  | Factor | Factor | Level | Level  | Line   | Limit  | Remark |
|     | MHz      | dB    | dB/m   | dB     | dBuV  | dBuV/m | dBuV/m | dB     |        |
| 1 p | 5320.000 | 7.68  | 34.28  | 35.22  | 96.90 | 103.64 | 68.20  | 35.44  | peak   |
| 2   | 5350.020 | 7.70  | 34.40  | 35.21  | 44.78 | 51.67  | 74.00  | -22.33 | peak   |
| 3   | 5391.024 | 7.74  | 34.56  | 35.19  | 45.67 | 52.78  | 74.00  | -21.22 | peak   |



Unless otherwise agreed in writing, this document is issued by the Company subject to its General Conditions of Service printed overleaf, available on request or accessible at <https://www.sgs.com/en/Terms-and-Conditions>. Attention is drawn to the limitation of liability, indemnification and jurisdiction issues defined therein. Any holder of this document is advised that information contained hereon reflects the Company's findings at the time of its intervention only and within the limits of Client's instructions, if any. The Company's sole responsibility is to its Client and this document does not exonerate parties to a transaction from exercising all their rights and obligations under the transaction documents. This document cannot be reproduced except in full, without prior written approval of the Company. Any unauthorized alteration, forgery or falsification of the content or appearance of this document is unlawful and offenders may be prosecuted to the fullest extent of the law. Unless otherwise stated the results shown in this test report refer only to the sample(s) tested and such sample(s) are retained for 30 days only.

Attention: To check the authenticity of testing /inspection report & certificate, please contact us at telephone: (86-755) 8307 1443, or email: [CN.Doccheck@sgs.com](mailto:CN.Doccheck@sgs.com)  
No.1 Workshop, M-10, Middle Section, Science & Technology Park, Nanshan District, Shenzhen, Guangdong, China 518057 t (86-755) 26012053 f (86-755) 26710594 www.sgs.com.cn  
中国·广东·深圳市南山区科技园中区M-10栋1号厂房 邮编: 518057 t (86-755) 26012053 f (86-755) 26710594 sgs.china@sgs.com

Test Mode: 03; Polarity: Horizontal; Modulation:802.11ac; Bandwidth:20MHz; Channel:High

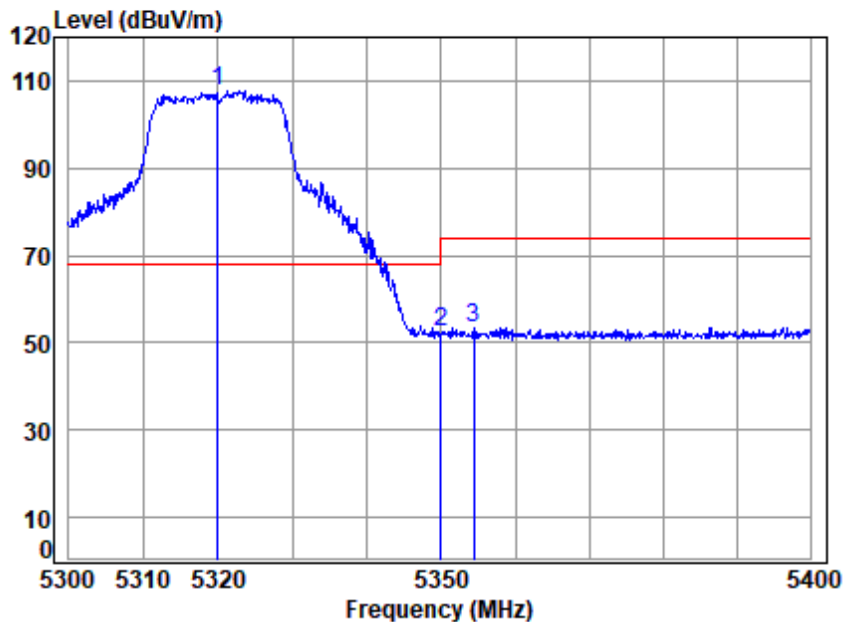


Site : chamber  
Condition: 3m HORIZONTAL  
Job No : 01162TL  
Mode : 5320 Band edge  
: 5G WIFI 11AC20

|              |      | Cable  | Ant    | Preamp | Read   | Limit  | Over   |         |
|--------------|------|--------|--------|--------|--------|--------|--------|---------|
| Freq         | Loss | Factor | Factor | Level  | Level  | Line   | Limit  | Remark  |
| MHz          | dB   | dB/m   | dB     | dBuV   | dBuV/m | dBuV/m | dB     |         |
| 1 5320.000   | 7.68 | 34.28  | 35.22  | 85.98  | 92.72  | -----  | -----  | Average |
| 2 5350.020   | 7.70 | 34.40  | 35.21  | 32.97  | 39.86  | 54.00  | -14.14 | Average |
| 3 q 5399.495 | 7.74 | 34.60  | 35.18  | 33.01  | 40.17  | 54.00  | -13.83 | Average |



Test Mode: 03; Polarity: Vertical; Modulation:802.11ac; Bandwidth:20MHz; Channel:High



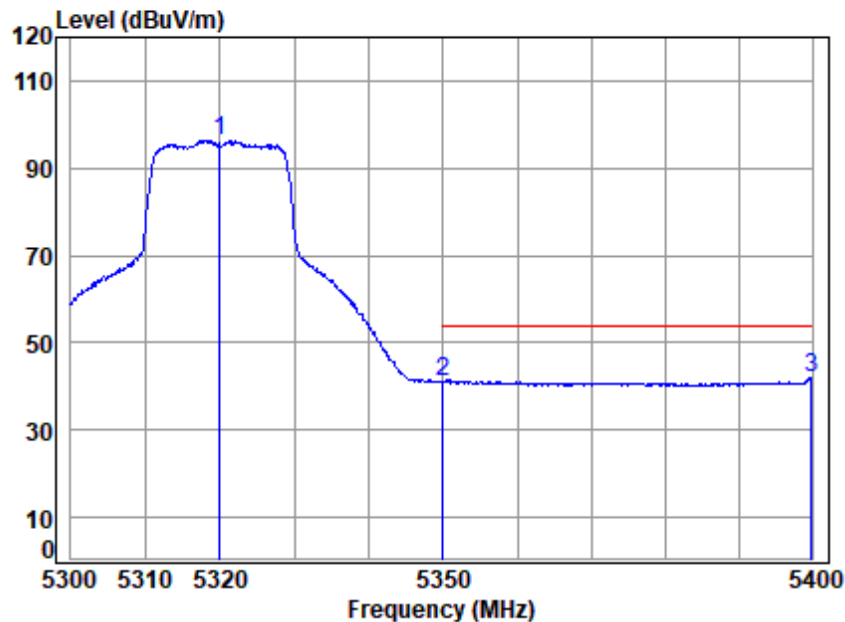
Site : chamber  
Condition: 3m VERTICAL  
Job No : 01162TL  
Mode : 5320 Band edge  
: 5G WIFI 11AC20

|              |      | Cable  | Ant    | Preamp | Read   | Limit  | Over   |        |
|--------------|------|--------|--------|--------|--------|--------|--------|--------|
| Freq         | Loss | Factor | Factor | Level  | Level  | Line   | Limit  | Remark |
| MHz          | dB   | dB/m   | dB     | dBuV   | dBuV/m | dBuV/m | dB     |        |
| 1 p 5320.000 | 7.68 | 34.28  | 35.22  | 101.06 | 107.80 | 68.20  | 39.60  | Peak   |
| 2 5350.020   | 7.70 | 34.40  | 35.21  | 45.45  | 52.34  | 74.00  | -21.66 | Peak   |
| 3 5354.368   | 7.71 | 34.42  | 35.21  | 46.67  | 53.59  | 74.00  | -20.41 | Peak   |





Test Mode: 03; Polarity: Vertical; Modulation:802.11ac; Bandwidth:20MHz; Channel:High

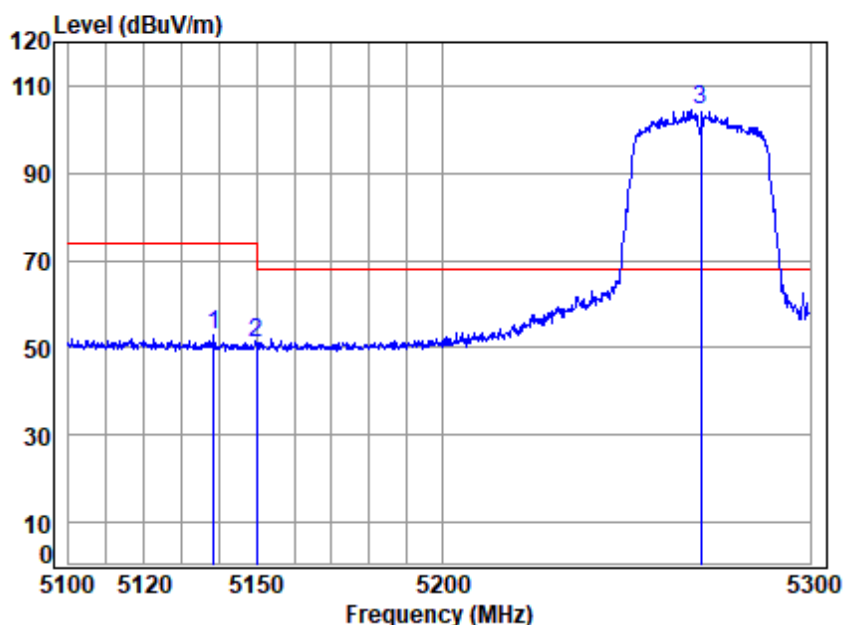


Site : chamber  
Condition: 3m VERTICAL  
Job No : 01162TL  
Mode : 5320 Band edge  
: 5G WIFI 11AC20

|     | Freq     | Cable Loss | Ant Factor | Preamp Factor | Read Level | Level  | Limit Line | Over Limit | Remark  |
|-----|----------|------------|------------|---------------|------------|--------|------------|------------|---------|
|     | MHz      | dB         | dB/m       | dB            | dBuV       | dBuV/m | dBuV/m     | dB         |         |
| 1   | 5320.000 | 7.68       | 34.28      | 35.22         | 89.72      | 96.46  | -----      | -----      | Average |
| 2   | 5350.020 | 7.70       | 34.40      | 35.21         | 34.29      | 41.18  | 54.00      | -12.82     | Average |
| 3 q | 5399.899 | 7.74       | 34.60      | 35.18         | 34.97      | 42.13  | 54.00      | -11.87     | Average |



Test Mode: 03; Polarity: Horizontal; Modulation:802.11ac; Bandwidth:40MHz; Channel:Low

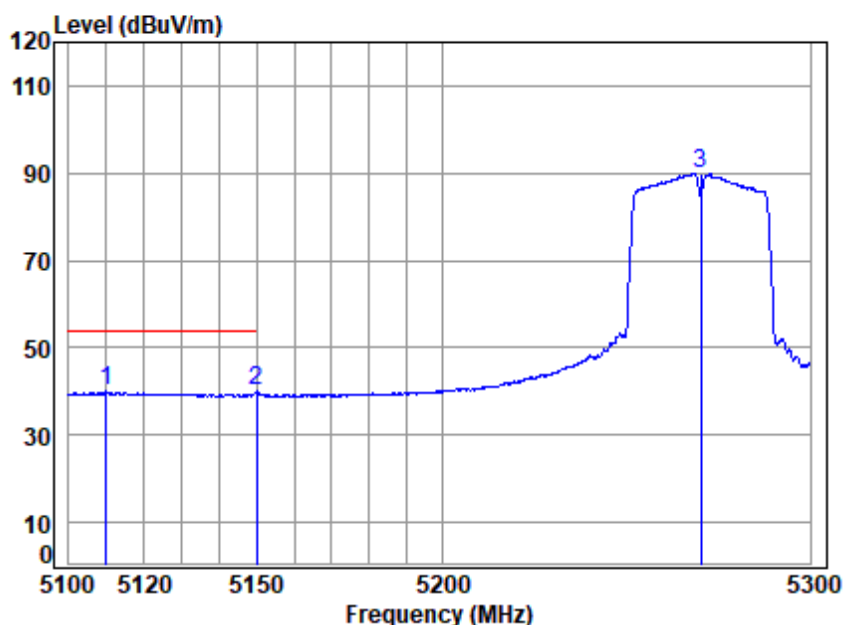


Site : chamber  
Condition: 3m HORIZONTAL  
Job No : 01162TL  
Mode : 5270 Band edge  
: 5G WIFI 11AC40

|     | Freq     | Cable Loss | Ant Factor | Preamp Factor | Read Level | Level  | Limit  | Over   | Remark |
|-----|----------|------------|------------|---------------|------------|--------|--------|--------|--------|
|     | MHz      | dB         | dB/m       | dB            | dBuV       | dBuV/m | dBuV/m | dB     |        |
| 1   | 5138.398 | 7.54       | 33.92      | 35.32         | 46.81      | 52.95  | 74.00  | -21.05 | peak   |
| 2   | 5149.980 | 7.55       | 33.90      | 35.31         | 45.11      | 51.25  | 74.00  | -22.75 | peak   |
| 3 p | 5270.000 | 7.64       | 34.14      | 35.25         | 97.73      | 104.26 | 68.20  | 36.06  | peak   |



Test Mode: 03; Polarity: Horizontal; Modulation:802.11ac; Bandwidth:40MHz; Channel:Low

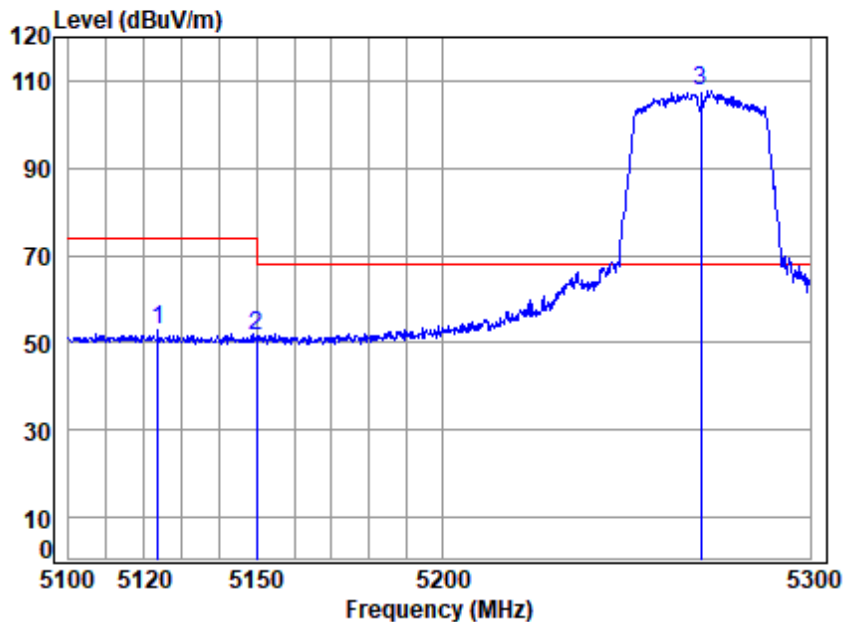


Site : chamber  
Condition: 3m HORIZONTAL  
Job No : 01162TL  
Mode : 5270 Band edge  
: 5G WIFI 11AC40

|              |      | Cable  | Ant    | Preamp | Read   | Limit  | Over   |         |
|--------------|------|--------|--------|--------|--------|--------|--------|---------|
| Freq         | Loss | Factor | Factor | Level  | Level  | Line   | Limit  | Remark  |
| MHz          | dB   | dB/m   | dB     | dBuV   | dBuV/m | dBuV/m | dB     |         |
| 1 q 5110.015 | 7.52 | 33.98  | 35.33  | 33.81  | 39.98  | 54.00  | -14.02 | Average |
| 2 5149.980   | 7.55 | 33.90  | 35.31  | 33.82  | 39.96  | 54.00  | -14.04 | Average |
| 3 5270.000   | 7.64 | 34.14  | 35.25  | 83.40  | 89.93  | -----  | -----  | Average |



Test Mode: 03; Polarity: Vertical; Modulation:802.11ac; Bandwidth:40MHz; Channel:Low



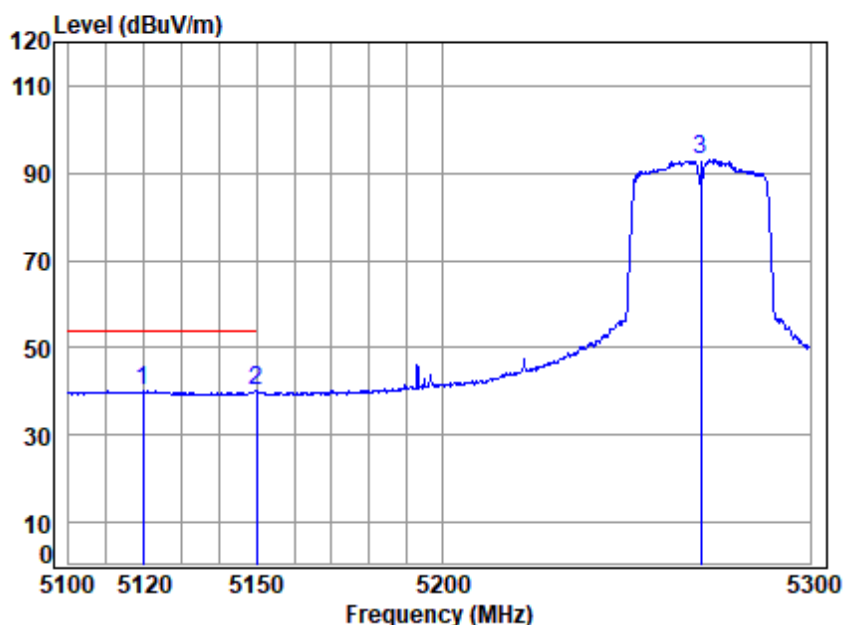
Site : chamber  
Condition: 3m VERTICAL  
Job No : 01162TL  
Mode : 5270 Band edge  
: 5G WIFI 11AC40

|     |          | Cable | Ant    | Preamp | Read   | Limit  | Over   |             |
|-----|----------|-------|--------|--------|--------|--------|--------|-------------|
|     | Freq     | Loss  | Factor | Factor | Level  | Line   | Limit  | Remark      |
|     | MHz      | dB    | dB/m   | dB     | dBuV   | dBuV/m | dBuV/m | dB          |
| 1   | 5123.793 | 7.53  | 33.95  | 35.32  | 46.64  | 52.80  | 74.00  | -21.20 Peak |
| 2   | 5149.980 | 7.55  | 33.90  | 35.31  | 45.63  | 51.77  | 74.00  | -22.23 Peak |
| 3 p | 5270.000 | 7.64  | 34.14  | 35.25  | 101.21 | 107.74 | 68.20  | 39.54 Peak  |





Test Mode: 03; Polarity: Vertical; Modulation:802.11ac; Bandwidth:40MHz; Channel:Low

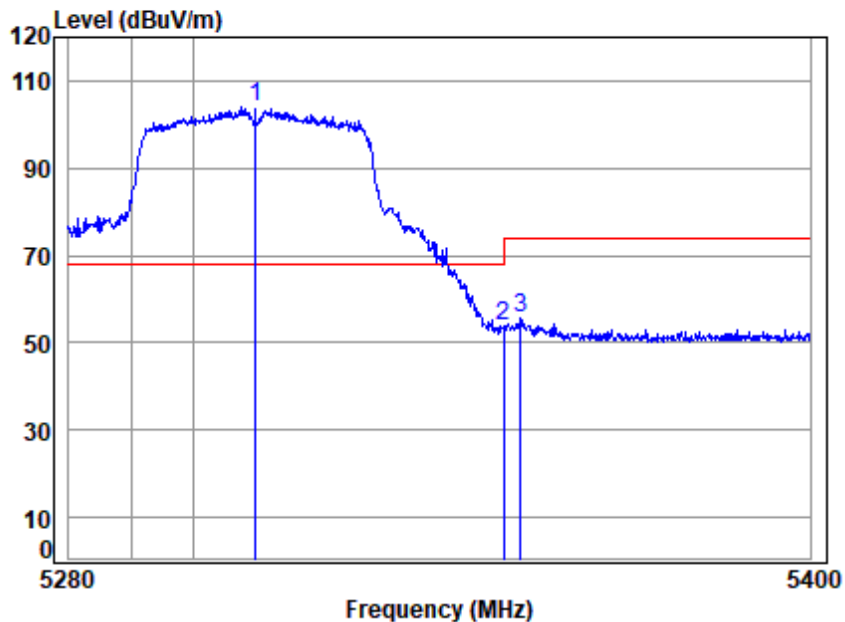


Site : chamber  
Condition: 3m VERTICAL  
Job No : 01162TL  
Mode : 5270 Band edge  
: 5G WIFI 11AC40

|              |      | Cable  | Ant    | Preamp | Read   | Limit  | Over   |         |
|--------------|------|--------|--------|--------|--------|--------|--------|---------|
| Freq         | Loss | Factor | Factor | Level  | Level  | Line   | Limit  | Remark  |
| MHz          | dB   | dB/m   | dB     | dBuV   | dBuV/m | dBuV/m | dB     |         |
| 1 5119.656   | 7.53 | 33.96  | 35.33  | 33.98  | 40.14  | 54.00  | -13.86 | Average |
| 2 q 5149.980 | 7.55 | 33.90  | 35.31  | 34.12  | 40.26  | 54.00  | -13.74 | Average |
| 3 5270.000   | 7.64 | 34.14  | 35.25  | 86.65  | 93.18  | -----  | -----  | Average |



Test Mode: 03; Polarity: Horizontal; Modulation:802.11ac; Bandwidth:40MHz; Channel:High

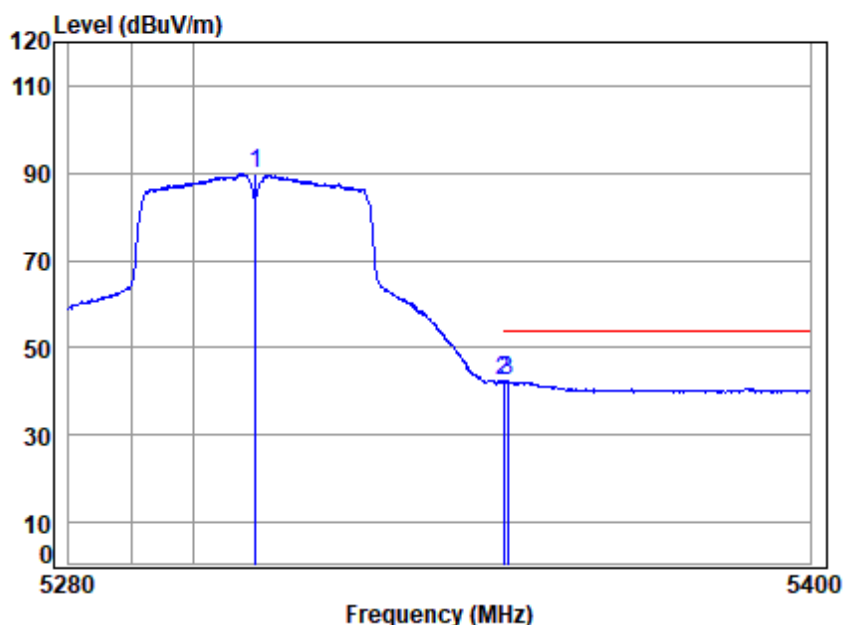


Site : chamber  
Condition: 3m HORIZONTAL  
Job No : 01162TL  
Mode : 5310 Band edge  
: 5G WIFI 11AC40

|              |      | Cable  | Ant    | Preamp | Read   | Limit  | Over   |        |
|--------------|------|--------|--------|--------|--------|--------|--------|--------|
| Freq         | Loss | Factor | Factor | Level  | Level  | Line   | Limit  | Remark |
| MHz          | dB   | dB/m   | dB     | dBuV   | dBuV/m | dBuV/m | dB     |        |
| 1 p 5310.000 | 7.67 | 34.24  | 35.23  | 97.42  | 104.10 | 68.20  | 35.90  | peak   |
| 2 5350.020   | 7.70 | 34.40  | 35.21  | 47.16  | 54.05  | 74.00  | -19.95 | peak   |
| 3 5352.759   | 7.71 | 34.41  | 35.21  | 48.98  | 55.89  | 74.00  | -18.11 | peak   |



Test Mode: 03; Polarity: Horizontal; Modulation:802.11ac; Bandwidth:40MHz; Channel:High

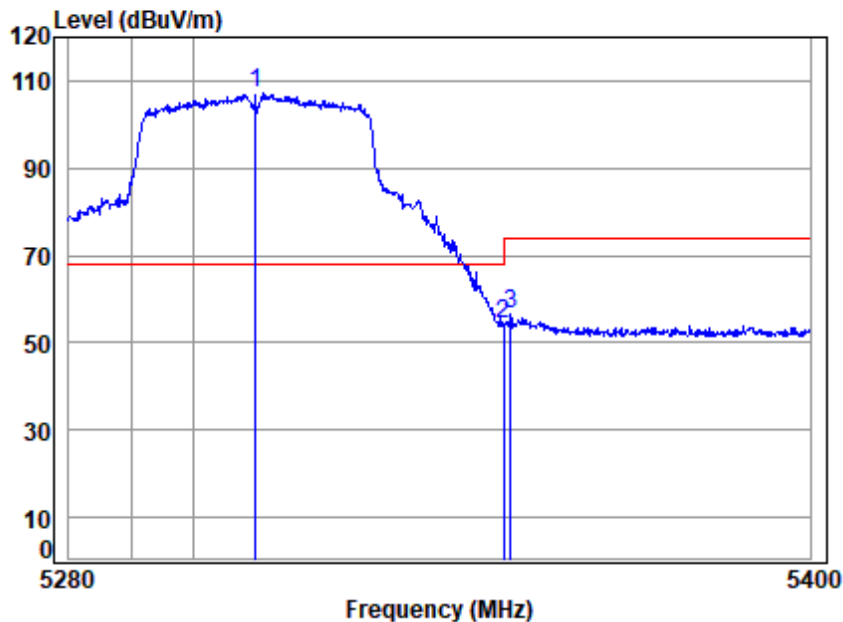


Site : chamber  
Condition: 3m HORIZONTAL  
Job No : 01162TL  
Mode : 5310 Band edge  
: 5G WIFI 11AC40

|     |          | Cable | Ant    | Preamp | Read  | Limit  | Over   |                |
|-----|----------|-------|--------|--------|-------|--------|--------|----------------|
|     | Freq     | Loss  | Factor | Factor | Level | Level  | Line   | Limit Remark   |
|     | MHz      | dB    | dB/m   | dB     | dBuV  | dBuV/m | dBuV/m | dB             |
| 1   | 5310.000 | 7.67  | 34.24  | 35.23  | 83.21 | 89.89  | -----  | ----- Average  |
| 2   | 5350.020 | 7.70  | 34.40  | 35.21  | 35.41 | 42.30  | 54.00  | -11.70 Average |
| 3 q | 5350.714 | 7.71  | 34.40  | 35.21  | 35.51 | 42.41  | 54.00  | -11.59 Average |



Test Mode: 03; Polarity: Vertical; Modulation:802.11ac; Bandwidth:40MHz; Channel:High



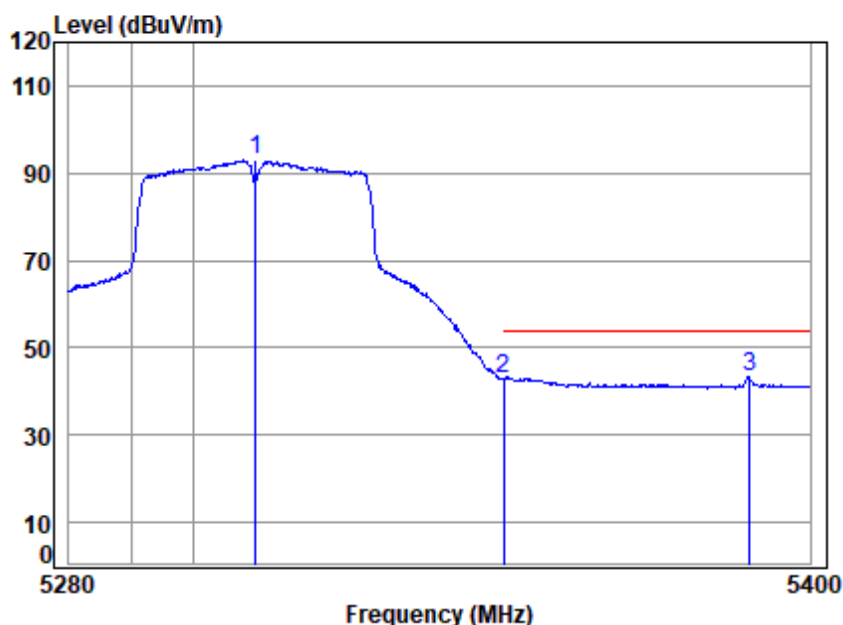
Site : chamber  
Condition: 3m VERTICAL  
Job No : 01162TL  
Mode : 5310 Band edge  
: 5G WIFI 11AC40

|     |          | Cable | Ant    | Preamp | Read   | Limit  | Over   |              |
|-----|----------|-------|--------|--------|--------|--------|--------|--------------|
|     | Freq     | Loss  | Factor | Factor | Level  | Level  | Line   | Limit Remark |
|     | MHz      | dB    | dB/m   | dB     | dBuV   | dBuV/m | dBuV/m | dB           |
| 1 p | 5310.000 | 7.67  | 34.24  | 35.23  | 100.33 | 107.01 | 68.20  | 38.81 Peak   |
| 2   | 5350.020 | 7.70  | 34.40  | 35.21  | 47.58  | 54.47  | 74.00  | -19.53 Peak  |
| 3   | 5351.195 | 7.71  | 34.40  | 35.21  | 49.66  | 56.56  | 74.00  | -17.44 Peak  |





Test Mode: 03; Polarity: Vertical; Modulation:802.11ac; Bandwidth:40MHz; Channel:High

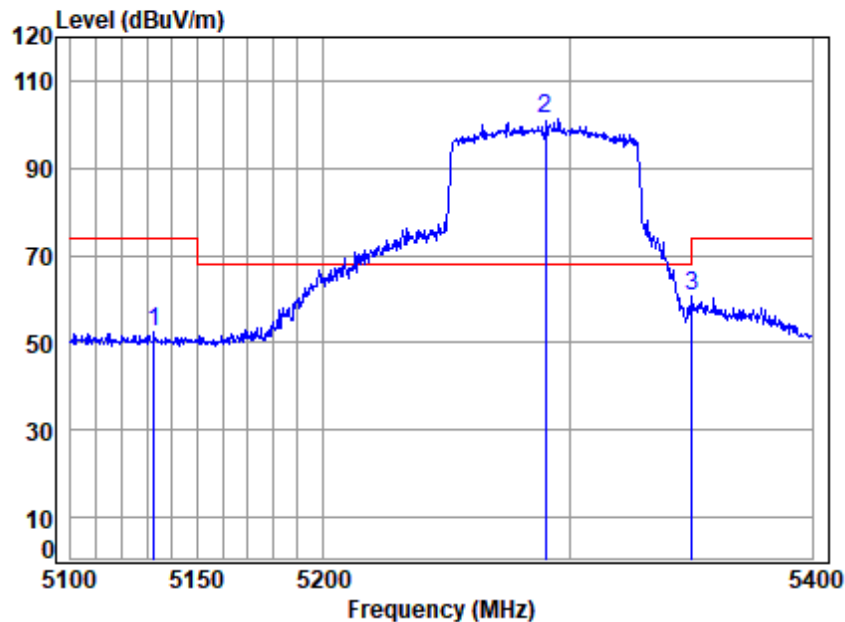


Site : chamber  
Condition: 3m VERTICAL  
Job No : 01162TL  
Mode : 5310 Band edge  
: 5G WIFI 11AC40

|     |          | Cable | Ant    | Preamp | Read  | Limit  | Over   |                |
|-----|----------|-------|--------|--------|-------|--------|--------|----------------|
|     | Freq     | Loss  | Factor | Factor | Level | Level  | Line   | Limit Remark   |
|     | MHz      | dB    | dB/m   | dB     | dBuV  | dBuV/m | dBuV/m | dB             |
| 1   | 5310.000 | 7.67  | 34.24  | 35.23  | 86.40 | 93.08  | -----  | ----- Average  |
| 2   | 5350.020 | 7.70  | 34.40  | 35.21  | 36.21 | 43.10  | 54.00  | -10.90 Average |
| 3 q | 5390.058 | 7.73  | 34.56  | 35.19  | 36.13 | 43.23  | 54.00  | -10.77 Average |



Test Mode: 03; Polarity: Horizontal; Modulation:802.11ac; Bandwidth:80MHz; Channel:middle

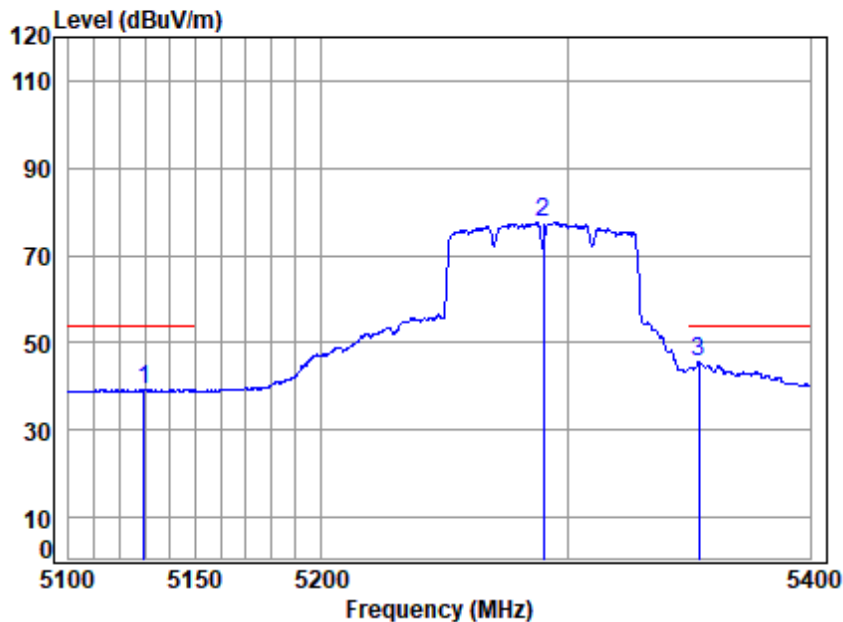


Site : chamber  
Condition: 3m HORIZONTAL  
Job No : 01162TL  
Mode : 5290 Band edge  
: 5G WIFI 11AC80

|     |          | Cable | Ant    | Preamp | Read  | Limit  | Over   |             |
|-----|----------|-------|--------|--------|-------|--------|--------|-------------|
|     | Freq     | Loss  | Factor | Factor | Level | Line   | Limit  | Remark      |
|     | MHz      | dB    | dB/m   | dB     | dBuV  | dBuV/m | dBuV/m | dB          |
| 1   | 5132.753 | 7.54  | 33.93  | 35.32  | 46.22 | 52.37  | 74.00  | -21.63 peak |
| 2 p | 5290.000 | 7.66  | 34.18  | 35.24  | 94.63 | 101.23 | 68.20  | 33.03 peak  |
| 3   | 5350.229 | 7.70  | 34.40  | 35.21  | 53.77 | 60.66  | 74.00  | -13.34 peak |



Test Mode: 03; Polarity: Horizontal; Modulation:802.11ac; Bandwidth:80MHz; Channel:middle

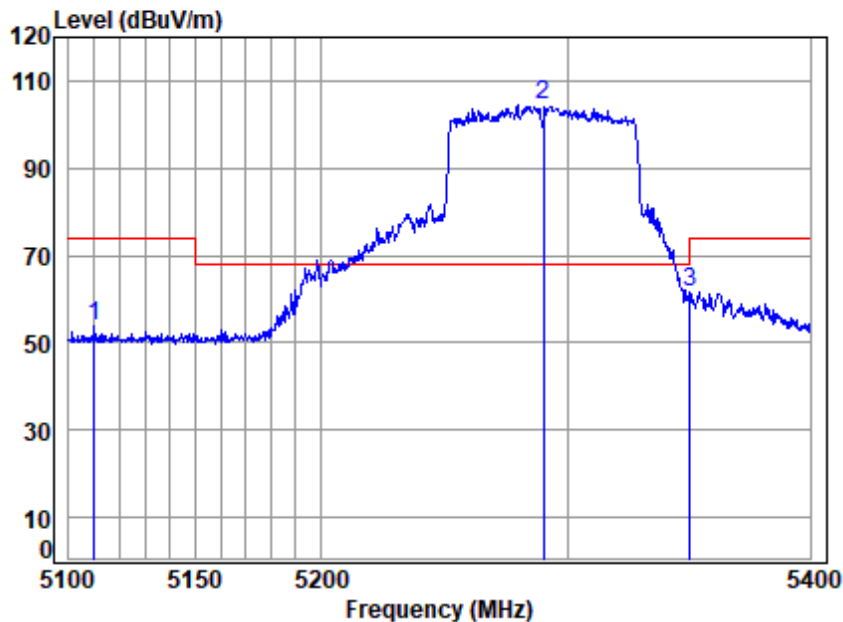


Site : chamber  
Condition: 3m HORIZONTAL  
Job No : 01162TL  
Mode : 5290 Band edge  
: 5G WIFI 11AC80

|     |          | Cable | Ant    | Preamp | Read  | Limit  | Over   |                |
|-----|----------|-------|--------|--------|-------|--------|--------|----------------|
|     | Freq     | Loss  | Factor | Factor | Level | Line   | Limit  | Remark         |
|     | MHz      | dB    | dB/m   | dB     | dBuV  | dBuV/m | dBuV/m | dB             |
| 1   | 5129.821 | 7.53  | 33.94  | 35.32  | 33.07 | 39.22  | 54.00  | -14.78 Average |
| 2   | 5290.000 | 7.66  | 34.18  | 35.24  | 71.00 | 77.60  | -----  | ----- Average  |
| 3 q | 5353.899 | 7.71  | 34.42  | 35.21  | 38.61 | 45.53  | 54.00  | -8.47 Average  |



Test Mode: 03; Polarity: Vertical; Modulation:802.11ac; Bandwidth:80MHz; Channel:middle



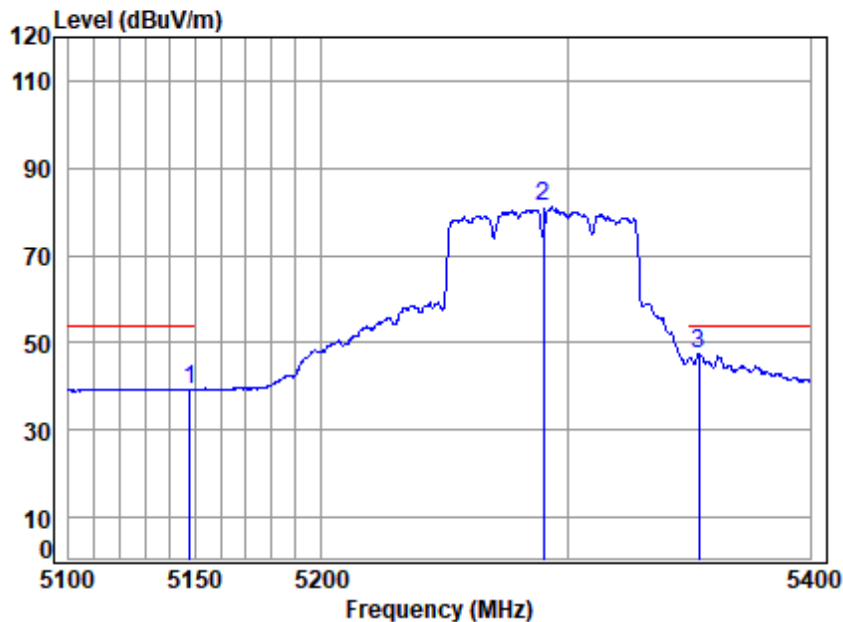
Site : chamber  
Condition: 3m VERTICAL  
Job No : 01162TL  
Mode : 5290 Band edge  
: 5G WIFI 11AC80

|     |          | Cable | Ant    | Preamp | Read  | Limit  | Over   |              |
|-----|----------|-------|--------|--------|-------|--------|--------|--------------|
|     | Freq     | Loss  | Factor | Factor | Level | Level  | Line   | Limit Remark |
|     | MHz      | dB    | dB/m   | dB     | dBuV  | dBuV/m | dBuV/m | dB           |
| 1   | 5110.213 | 7.52  | 33.98  | 35.33  | 47.52 | 53.69  | 74.00  | -20.31 Peak  |
| 2 p | 5290.000 | 7.66  | 34.18  | 35.24  | 98.03 | 104.63 | 68.20  | 36.43 Peak   |
| 3   | 5350.229 | 7.70  | 34.40  | 35.21  | 54.78 | 61.67  | 74.00  | -12.33 Peak  |





Test Mode: 03; Polarity: Vertical; Modulation:802.11ac; Bandwidth:80MHz; Channel:middle

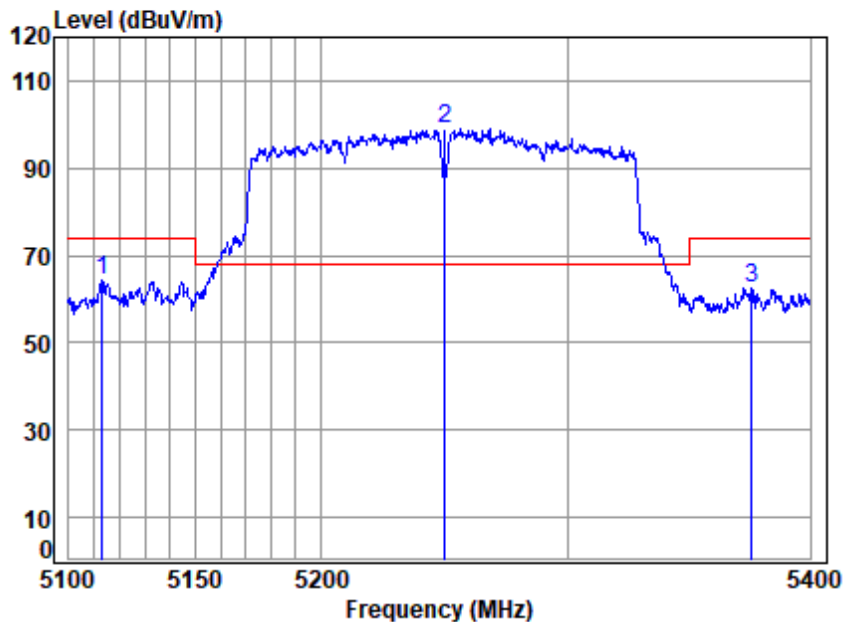


Site : chamber  
Condition: 3m VERTICAL  
Job No : 01162TL  
Mode : 5290 Band edge  
: 5G WIFI 11AC80

|     | Freq     | Cable Loss | Ant Factor | Preamp Factor | Read Level | Level  | Limit Line | Over Limit | Remark  |
|-----|----------|------------|------------|---------------|------------|--------|------------|------------|---------|
|     | MHz      | dB         | dB/m       | dB            | dBuV       | dBuV/m | dBuV/m     | dB         |         |
| 1   | 5147.738 | 7.55       | 33.90      | 35.31         | 33.30      | 39.44  | 54.00      | -14.56     | Average |
| 2   | 5290.000 | 7.66       | 34.18      | 35.24         | 74.45      | 81.05  | -----      | -----      | Average |
| 3 q | 5353.899 | 7.71       | 34.42      | 35.21         | 40.42      | 47.34  | 54.00      | -6.66      | Average |



Test Mode: 03; Polarity: Horizontal; Modulation:802.11ac; Bandwidth:160MHz; Channel:middle

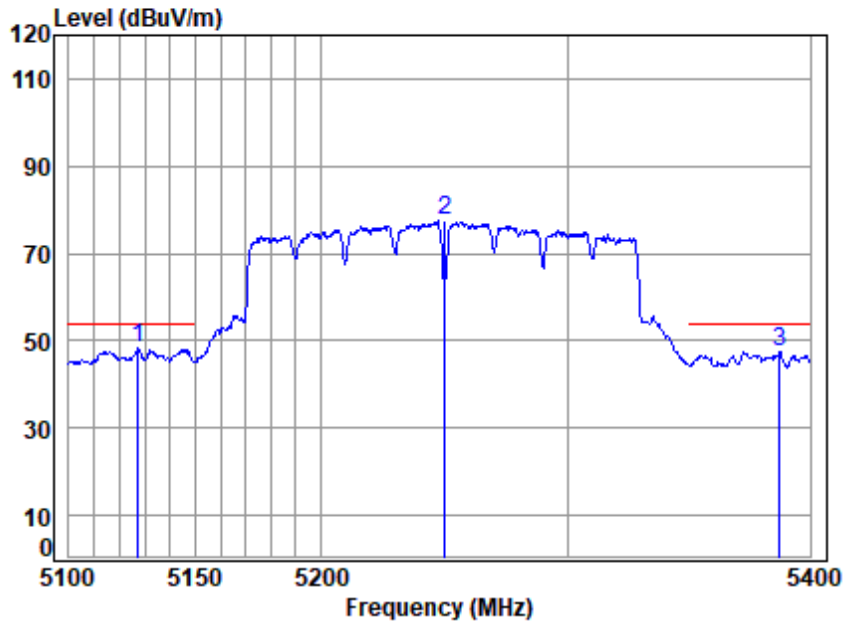


Site : chamber  
Condition: 3m HORIZONTAL  
Job No : 01162TL  
Mode : 5250 Band edge  
: 5G WIFI 11AC160

|      |          | Cable | Ant    | Preamp | Read  |        | Limit  | Over   |        |
|------|----------|-------|--------|--------|-------|--------|--------|--------|--------|
| Freq |          | Loss  | Factor | Factor | Level | Level  | Line   | Limit  | Remark |
| MHz  |          | dB    | dB/m   | dB     | dBuV  | dBuV/m | dBuV/m | dB     |        |
| 1    | 5113.135 | 7.52  | 33.97  | 35.33  | 58.21 | 64.37  | 74.00  | -9.63  | peak   |
| 2 p  | 5250.000 | 7.63  | 34.10  | 35.26  | 92.39 | 98.86  | 68.20  | 30.66  | peak   |
| 3    | 5375.671 | 7.72  | 34.50  | 35.20  | 55.46 | 62.48  | 74.00  | -11.52 | peak   |



Test Mode: 03; Polarity: Horizontal; Modulation:802.11ac; Bandwidth:160MHz; Channel:middle

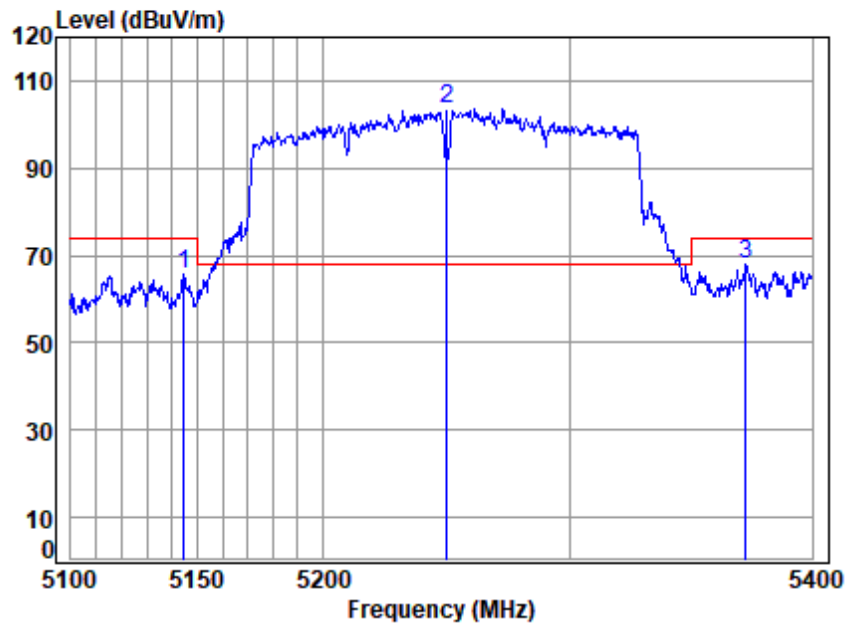


Site : chamber  
Condition: 3m HORIZONTAL  
Job No : 01162TL  
Mode : 5250 Band edge  
: 5G WIFI 11AC160

|              |      | Cable  | Ant    | Preamp | Read   | Limit  | Over  |         |
|--------------|------|--------|--------|--------|--------|--------|-------|---------|
| Freq         | Loss | Factor | Factor | Level  | Level  | Line   | Limit | Remark  |
| MHz          | dB   | dB/m   | dB     | dBuV   | dBuV/m | dBuV/m | dB    |         |
| 1 q 5127.183 | 7.53 | 33.95  | 35.32  | 41.99  | 48.15  | 54.00  | -5.85 | Average |
| 2 5250.000   | 7.63 | 34.10  | 35.26  | 70.88  | 77.35  | -----  | ----- | Average |
| 3 5387.360   | 7.73 | 34.55  | 35.19  | 40.41  | 47.50  | 54.00  | -6.50 | Average |



Test Mode: 03; Polarity: Vertical; Modulation:802.11ac; Bandwidth:160MHz; Channel:middle



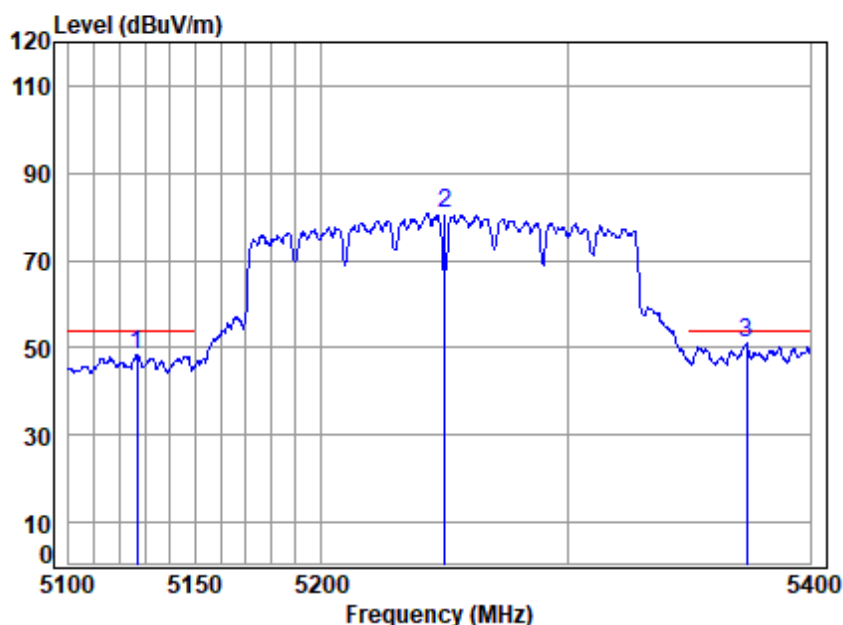
Site : chamber  
Condition: 3m VERTICAL  
Job No : 01162TL  
Mode : 5250 Band edge  
: 5G WIFI 11AC160

|     |          | Cable | Ant    | Preamp | Read  |        | Limit  | Over  |        |
|-----|----------|-------|--------|--------|-------|--------|--------|-------|--------|
|     | Freq     | Loss  | Factor | Factor | Level | Level  | Line   | Limit | Remark |
|     | MHz      | dB    | dB/m   | dB     | dBuV  | dBuV/m | dBuV/m | dB    |        |
| 1   | 5144.796 | 7.55  | 33.91  | 35.31  | 59.33 | 65.48  | 74.00  | -8.52 | Peak   |
| 2 p | 5250.000 | 7.63  | 34.10  | 35.26  | 97.16 | 103.63 | 68.20  | 35.43 | Peak   |
| 3   | 5372.292 | 7.72  | 34.49  | 35.20  | 61.00 | 68.01  | 74.00  | -5.99 | Peak   |





Test Mode: 03; Polarity: Vertical; Modulation:802.11ac; Bandwidth:160MHz; Channel:middle

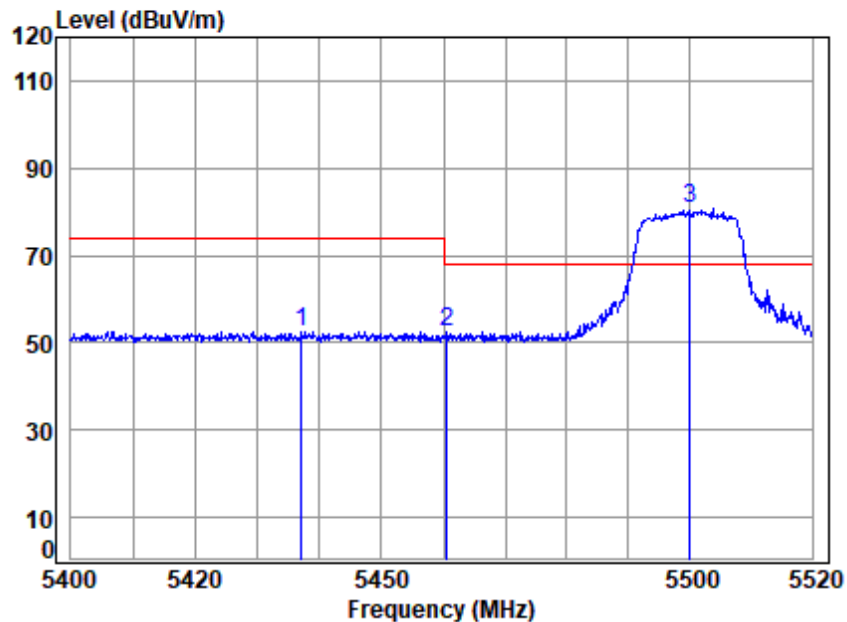


Site : chamber  
Condition: 3m VERTICAL  
Job No : 01162TL  
Mode : 5250 Band edge  
: 5G WIFI 11AC160

|     | Freq     | Cable Loss | Ant Factor | Preamp Factor | Read Level | Level  | Limit Line | Over Limit | Remark  |
|-----|----------|------------|------------|---------------|------------|--------|------------|------------|---------|
|     | MHz      | dB         | dB/m       | dB            | dBuV       | dBuV/m | dBuV/m     | dB         |         |
| 1   | 5126.889 | 7.53       | 33.95      | 35.32         | 42.31      | 48.47  | 54.00      | -5.53      | Average |
| 2   | 5250.000 | 7.63       | 34.10      | 35.26         | 74.18      | 80.65  | -----      | -----      | Average |
| 3 q | 5373.828 | 7.72       | 34.50      | 35.20         | 43.93      | 50.95  | 54.00      | -3.05      | Average |



Test Mode: 04; Polarity: Horizontal; Modulation:802.11a; Bandwidth:20MHz; Channel:Low

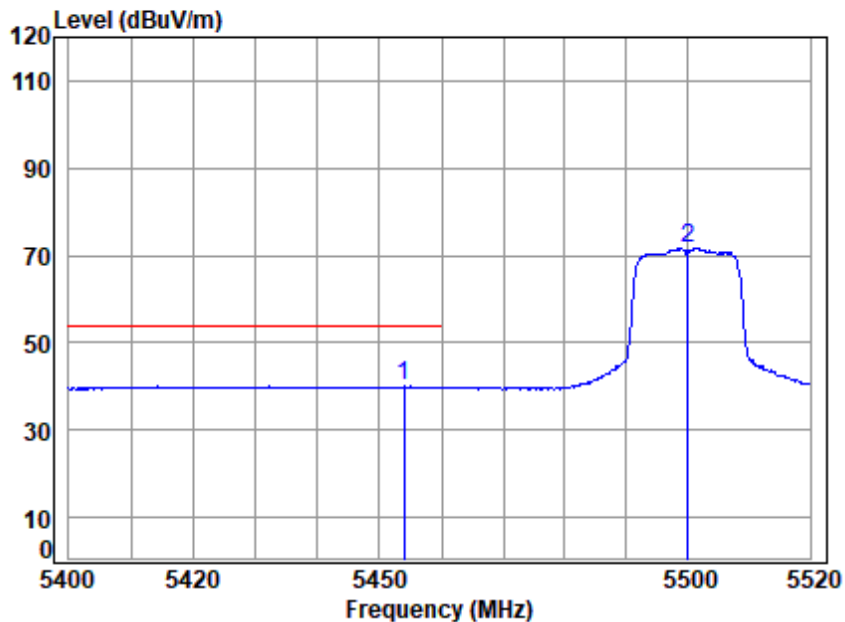


Site : chamber  
Condition: 3m HORIZONTAL  
Job No : 01162TL  
Mode : 5500 Band edge  
: 5G WIFI 11A

|     | Freq     | Cable Loss | Ant Factor | Preamp Factor | Read Level | Level  | Limit Line | Over Limit | Remark |
|-----|----------|------------|------------|---------------|------------|--------|------------|------------|--------|
|     | MHz      | dB         | dB/m       | dB            | dBuV       | dBuV/m | dBuV/m     | dB         |        |
| 1   | 5437.038 | 7.77       | 34.67      | 35.16         | 45.32      | 52.60  | 74.00      | -21.40     | peak   |
| 2   | 5460.510 | 7.79       | 34.66      | 35.15         | 45.33      | 52.63  | 68.20      | -15.57     | peak   |
| 3 p | 5500.000 | 7.82       | 34.50      | 35.13         | 73.43      | 80.62  | 68.20      | 12.42      | peak   |



Test Mode: 04; Polarity: Horizontal; Modulation:802.11a; Bandwidth:20MHz; Channel:Low

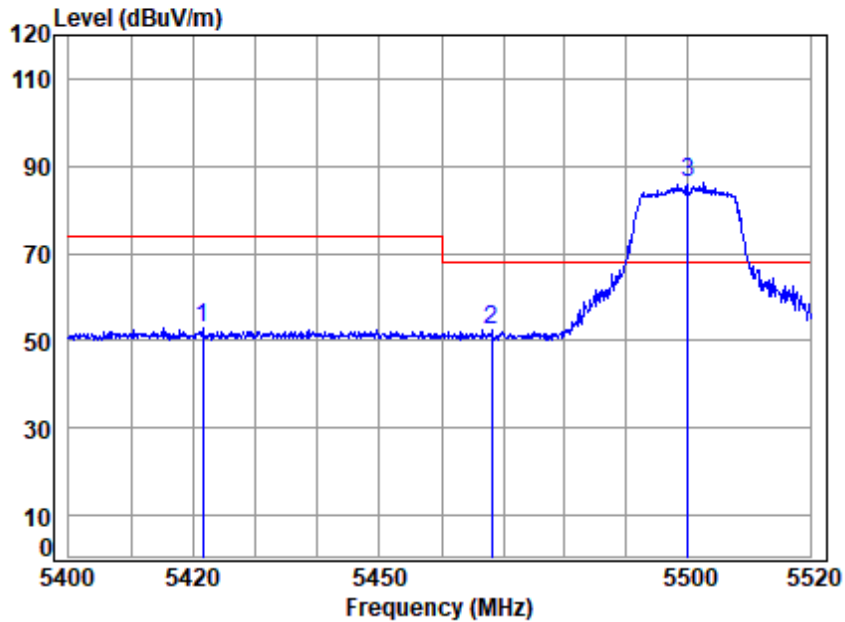


Site : chamber  
Condition: 3m HORIZONTAL  
Job No : 01162TL  
Mode : 5500 Band edge  
: 5G WIFI 11A

|              |      | Cable  | Ant    | Preamp | Read   | Limit  | Over   |         |
|--------------|------|--------|--------|--------|--------|--------|--------|---------|
| Freq         | Loss | Factor | Factor | Level  | Level  | Line   | Limit  | Remark  |
| MHz          | dB   | dB/m   | dB     | dBuV   | dBuV/m | dBuV/m | dB     |         |
| 1 q 5453.914 | 7.78 | 34.68  | 35.16  | 32.70  | 40.00  | 54.00  | -14.00 | Average |
| 2 5500.000   | 7.82 | 34.50  | 35.13  | 64.50  | 71.69  | -----  | -----  | Average |



Test Mode: 04; Polarity: Vertical; Modulation:802.11a; Bandwidth:20MHz; Channel:Low



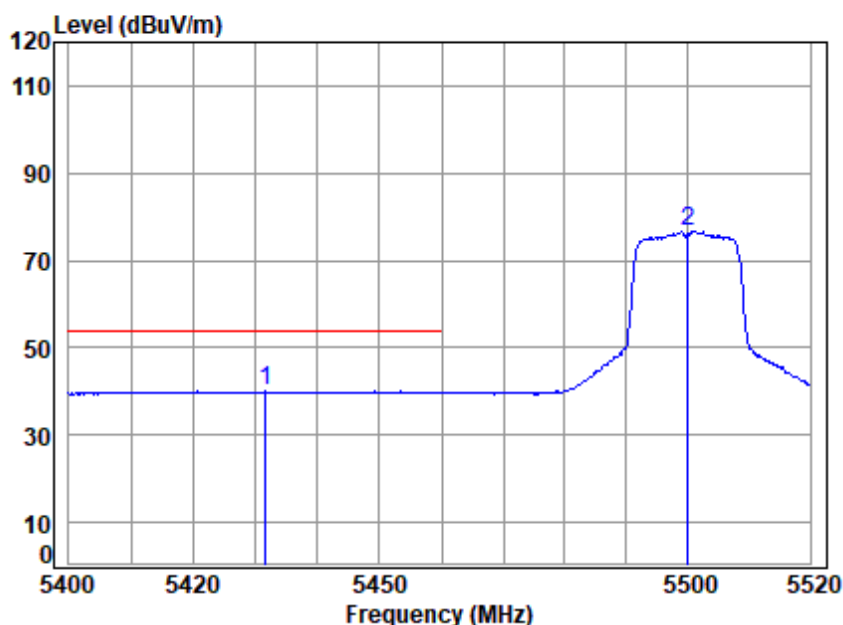
Site : chamber  
Condition: 3m VERTICAL  
Job No : 01162TL  
Mode : 5500 Band edge  
: 5G WIFI 11A

|     |          | Cable | Ant    | Preamp | Read  | Limit  | Over   |             |
|-----|----------|-------|--------|--------|-------|--------|--------|-------------|
|     | Freq     | Loss  | Factor | Factor | Level | Line   | Limit  | Remark      |
|     | MHz      | dB    | dB/m   | dB     | dBuV  | dBuV/m | dBuV/m | dB          |
| 1   | 5421.525 | 7.76  | 34.64  | 35.17  | 45.70 | 52.93  | 74.00  | -21.07 Peak |
| 2   | 5468.197 | 7.79  | 34.63  | 35.15  | 45.06 | 52.33  | 68.20  | -15.87 peak |
| 3 p | 5500.000 | 7.82  | 34.50  | 35.13  | 78.93 | 86.12  | 68.20  | 17.92 Peak  |





Test Mode: 04; Polarity: Vertical; Modulation:802.11a; Bandwidth:20MHz; Channel:Low

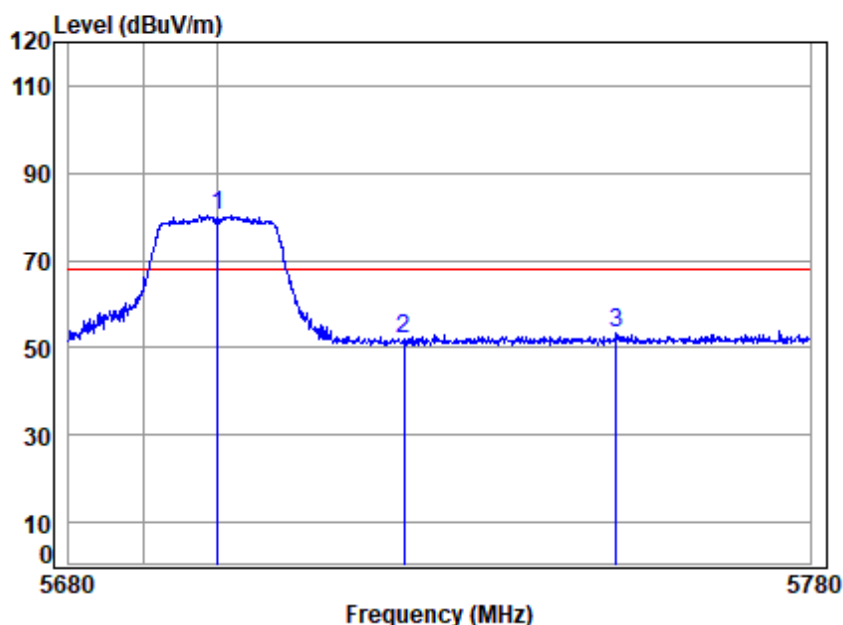


Site : chamber  
Condition: 3m VERTICAL  
Job No : 01162TL  
Mode : 5500 Band edge  
: 5G WIFI 11A

|     |          | Cable | Ant    | Preamp | Read  | Limit  | Over   |                |
|-----|----------|-------|--------|--------|-------|--------|--------|----------------|
|     | Freq     | Loss  | Factor | Factor | Level | Line   | Limit  | Remark         |
|     | MHz      | dB    | dB/m   | dB     | dBuV  | dBuV/m | dBuV/m | dB             |
| 1 q | 5431.543 | 7.77  | 34.66  | 35.17  | 32.75 | 40.01  | 54.00  | -13.99 Average |
| 2   | 5500.000 | 7.82  | 34.50  | 35.13  | 69.46 | 76.65  | -----  | ----- Average  |



Test Mode: 04; Polarity: Horizontal; Modulation:802.11a; Bandwidth:20MHz; Channel:High

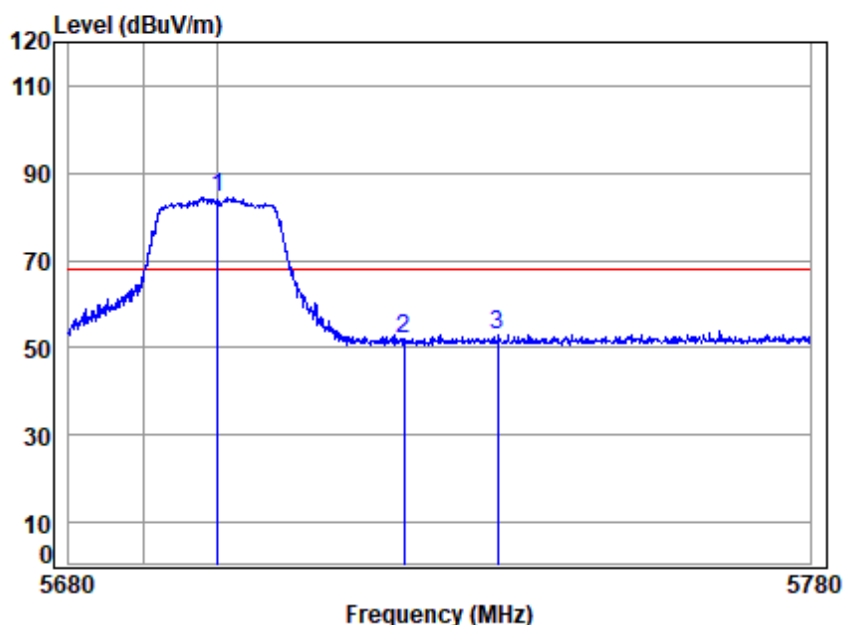


Site : chamber  
Condition: 3m HORIZONTAL  
Job No : 01162TL  
Mode : 5700 Band edge  
: 5G WIFI 11A

|              |      | Cable  | Ant    | Preamp | Read   | Limit  | Over   |        |
|--------------|------|--------|--------|--------|--------|--------|--------|--------|
| Freq         | Loss | Factor | Factor | Level  | Level  | Line   | Limit  | Remark |
| MHz          | dB   | dB/m   | dB     | dBuV   | dBuV/m | dBuV/m | dB     |        |
| 1 p 5700.000 | 7.96 | 34.30  | 35.04  | 73.04  | 80.26  | 68.20  | 12.06  | peak   |
| 2 5725.000   | 7.98 | 34.25  | 35.03  | 44.60  | 51.80  | 68.20  | -16.40 | peak   |
| 3 5753.731   | 8.00 | 34.21  | 35.01  | 46.09  | 53.29  | 68.20  | -14.91 | peak   |



Test Mode: 04; Polarity: Vertical; Modulation:802.11a; Bandwidth:20MHz; Channel:High



Site : chamber  
Condition: 3m VERTICAL  
Job No : 01162TL  
Mode : 5700 Band edge  
: 5G WIFI 11A

|     |          | Cable | Ant    | Preamp | Read  | Limit  | Over   |              |
|-----|----------|-------|--------|--------|-------|--------|--------|--------------|
|     | Freq     | Loss  | Factor | Factor | Level | Level  | Line   | Limit Remark |
|     | MHz      | dB    | dB/m   | dB     | dBuV  | dBuV/m | dBuV/m | dB           |
| 1 p | 5700.000 | 7.96  | 34.30  | 35.04  | 77.14 | 84.36  | 68.20  | 16.16 Peak   |
| 2   | 5725.000 | 7.98  | 34.25  | 35.03  | 44.88 | 52.08  | 68.20  | -16.12 Peak  |
| 3   | 5737.687 | 7.99  | 34.22  | 35.02  | 45.75 | 52.94  | 68.20  | -15.26 Peak  |

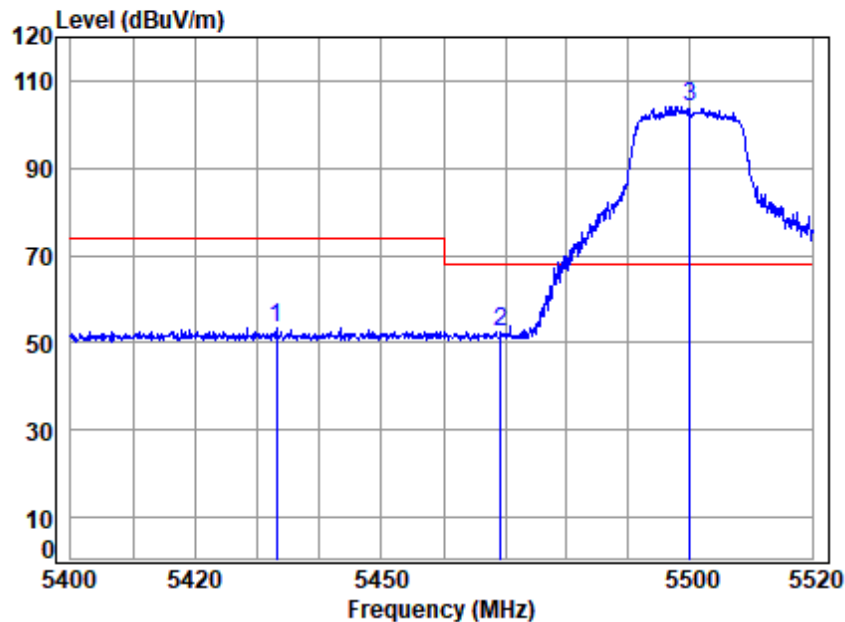


Unless otherwise agreed in writing, this document is issued by the Company subject to its General Conditions of Service printed overleaf, available on request or accessible at <https://www.sgs.com/en/Terms-and-Conditions>. Attention is drawn to the limitation of liability, indemnification and jurisdiction issues defined therein. Any holder of this document is advised that information contained hereon reflects the Company's findings at the time of its intervention only and within the limits of Client's instructions, if any. The Company's sole responsibility is to its Client and this document does not exonerate parties to a transaction from exercising all their rights and obligations under the transaction documents. This document cannot be reproduced except in full, without prior written approval of the Company. Any unauthorized alteration, forgery or falsification of the content or appearance of this document is unlawful and offenders may be prosecuted to the fullest extent of the law. Unless otherwise stated the results shown in this test report refer only to the sample(s) tested and such sample(s) are retained for 30 days only.

Attention: To check the authenticity of testing /inspection report & certificate, please contact us at telephone: (86-755) 8307 1443, or email: [CN.Doccheck@sgs.com](mailto:CN.Doccheck@sgs.com)

No.1 Workshop, M-10, Middle Section, Science & Technology Park, Nanshan District, Shenzhen, Guangdong, China 518057 t (86-755) 26012053 f (86-755) 26710594 www.sgs.com.cn  
中国·广东·深圳市南山区科技园中区M-10栋1号厂房 邮编: 518057 t (86-755) 26012053 f (86-755) 26710594 sgs.china@sgs.com

Test Mode: 04; Polarity: Horizontal; Modulation:802.11ac; Bandwidth:20MHz; Channel:Low



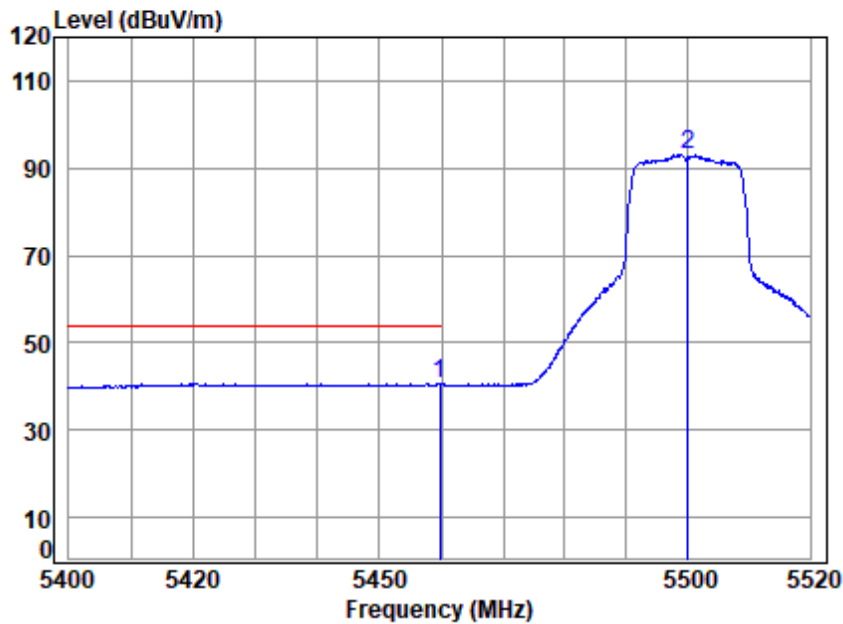
Site : chamber  
Condition: 3m HORIZONTAL  
Job No : 01162TL  
Mode : 5500 Band edge  
: 5G WIFI 11AC20

|     |          | Cable | Ant    | Preamp | Read  |        | Limit  | Over   |        |
|-----|----------|-------|--------|--------|-------|--------|--------|--------|--------|
|     | Freq     | Loss  | Factor | Factor | Level | Level  | Line   | Limit  | Remark |
|     | MHz      | dB    | dB/m   | dB     | dBuV  | dBuV/m | dBuV/m | dB     |        |
| 1   | 5432.977 | 7.77  | 34.67  | 35.17  | 46.34 | 53.61  | 74.00  | -20.39 | peak   |
| 2   | 5469.279 | 7.79  | 34.62  | 35.15  | 45.38 | 52.64  | 68.20  | -15.56 | peak   |
| 3 p | 5500.000 | 7.82  | 34.50  | 35.13  | 96.95 | 104.14 | 68.20  | 35.94  | peak   |





Test Mode: 04; Polarity: Horizontal; Modulation:802.11ac; Bandwidth:20MHz; Channel:Low

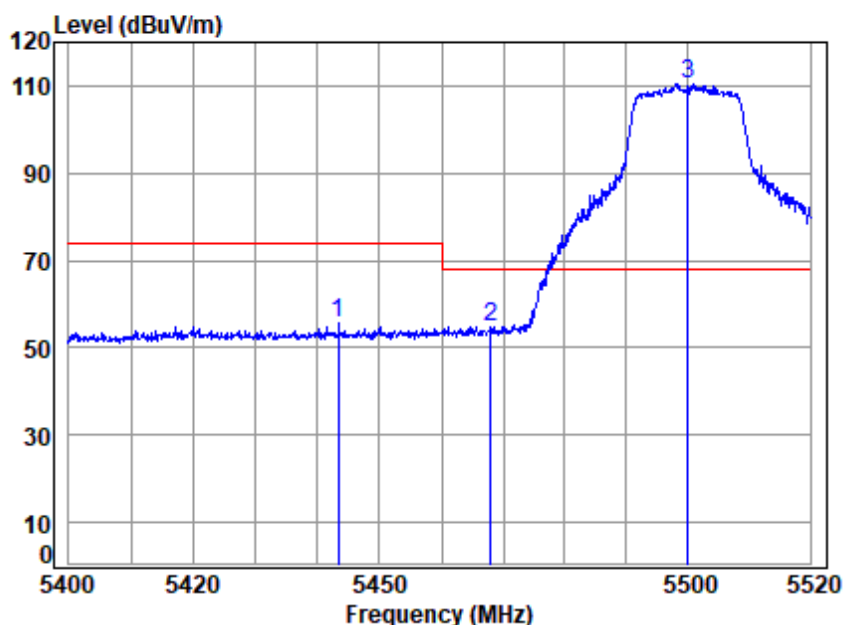


Site : chamber  
Condition: 3m HORIZONTAL  
Job No : 01162TL  
Mode : 5500 Band edge  
: 5G WIFI 11AC20

|              |  | Cable | Ant    | Preamp | Read  | Limit  | Over   |                |
|--------------|--|-------|--------|--------|-------|--------|--------|----------------|
| Freq         |  | Loss  | Factor | Factor | Level | Line   | Limit  | Remark         |
| MHz          |  | dB    | dB/m   | dB     | dBuV  | dBuV/m | dBuV/m | dB             |
| 1 q 5459.791 |  | 7.79  | 34.66  | 35.15  | 33.50 | 40.80  | 54.00  | -13.20 Average |
| 2 5500.000   |  | 7.82  | 34.50  | 35.13  | 86.07 | 93.26  | -----  | ----- Average  |



Test Mode: 04; Polarity: Vertical; Modulation:802.11ac; Bandwidth:20MHz; Channel:Low

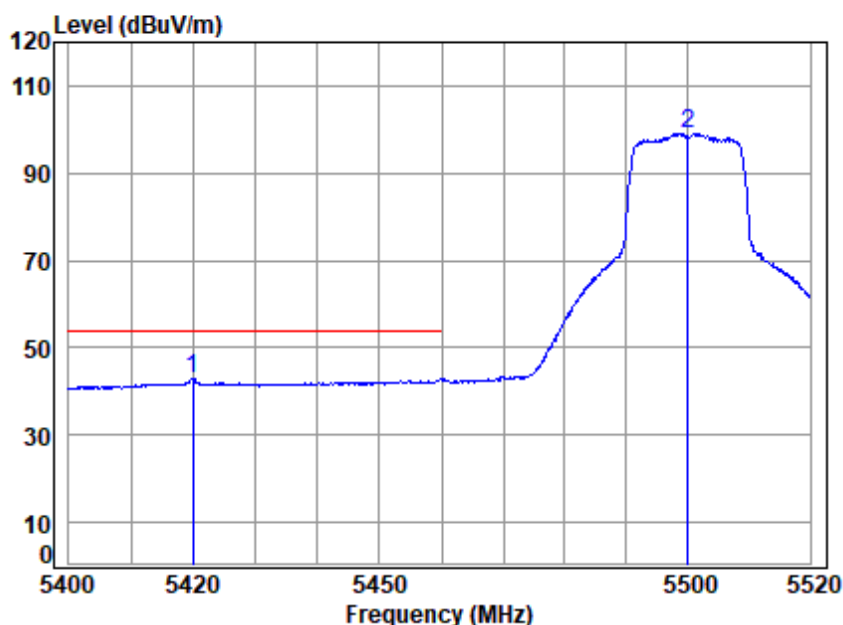


Site : chamber  
Condition: 3m VERTICAL  
Job No : 01162TL  
Mode : 5500 Band edge  
: 5G WIFI 11AC20

|              |      | Cable  | Ant    | Preamp | Read   | Limit  | Over   |        |
|--------------|------|--------|--------|--------|--------|--------|--------|--------|
| Freq         | Loss | Factor | Factor | Level  | Level  | Line   | Limit  | Remark |
| MHz          | dB   | dB/m   | dB     | dBuV   | dBuV/m | dBuV/m | dB     |        |
| 1 5443.375   | 7.77 | 34.69  | 35.16  | 48.19  | 55.49  | 74.00  | -18.51 | Peak   |
| 2 5467.957   | 7.79 | 34.63  | 35.15  | 47.57  | 54.84  | 68.20  | -13.36 | peak   |
| 3 p 5500.000 | 7.82 | 34.50  | 35.13  | 103.44 | 110.63 | 68.20  | 42.43  | Peak   |



Test Mode: 04; Polarity: Vertical; Modulation:802.11ac; Bandwidth:20MHz; Channel:Low

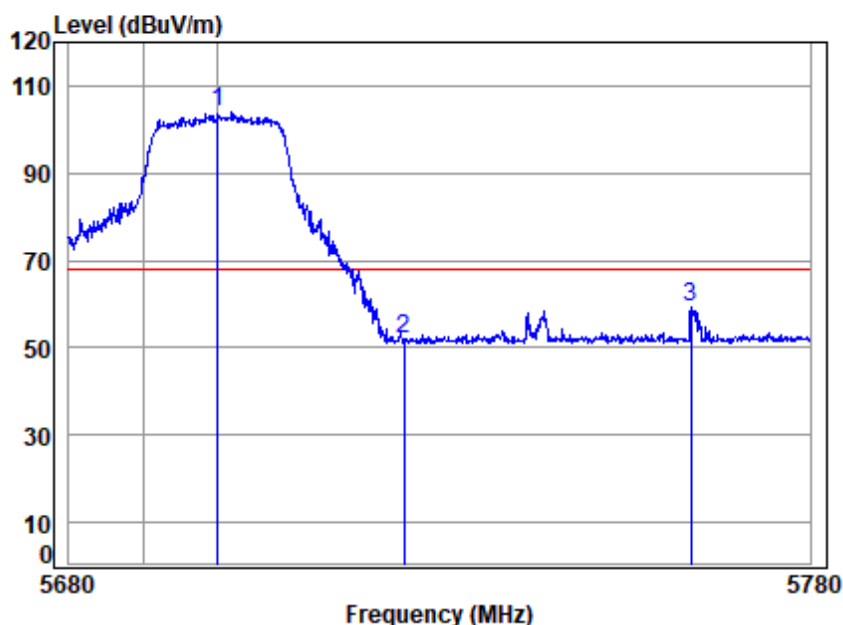


Site : chamber  
Condition: 3m VERTICAL  
Job No : 01162TL  
Mode : 5500 Band edge  
: 5G WIFI 11AC20

|     |          | Cable | Ant    | Preamp | Read  | Limit  | Over   |                |
|-----|----------|-------|--------|--------|-------|--------|--------|----------------|
|     | Freq     | Loss  | Factor | Factor | Level | Level  | Line   | Limit Remark   |
|     | MHz      | dB    | dB/m   | dB     | dBuV  | dBuV/m | dBuV/m | dB             |
| 1 q | 5419.857 | 7.76  | 34.64  | 35.17  | 35.82 | 43.05  | 54.00  | -10.95 Average |
| 2   | 5500.000 | 7.82  | 34.50  | 35.13  | 91.89 | 99.08  | -----  | ----- Average  |



Test Mode: 04; Polarity: Horizontal; Modulation:802.11ac; Bandwidth:20MHz; Channel:High



Site : chamber  
Condition: 3m HORIZONTAL  
Job No : 01162TL  
Mode : 5700 Band edge  
: 5G WIFI 11AC20

|     |          | Cable | Ant    | Preamp | Read  | Limit  | Over   |              |
|-----|----------|-------|--------|--------|-------|--------|--------|--------------|
|     | Freq     | Loss  | Factor | Factor | Level | Level  | Line   | Limit Remark |
|     | MHz      | dB    | dB/m   | dB     | dBuV  | dBuV/m | dBuV/m | dB           |
| 1 p | 5700.000 | 7.96  | 34.30  | 35.04  | 96.76 | 103.98 | 68.20  | 35.78 peak   |
| 2   | 5725.000 | 7.98  | 34.25  | 35.03  | 44.83 | 52.03  | 68.20  | -16.17 peak  |
| 3   | 5763.782 | 8.01  | 34.23  | 35.01  | 52.11 | 59.34  | 68.20  | -8.86 peak   |



Unless otherwise agreed in writing, this document is issued by the Company subject to its General Conditions of Service printed overleaf, available on request or accessible at <https://www.sgs.com/en/Terms-and-Conditions>. Attention is drawn to the limitation of liability, indemnification and jurisdiction issues defined therein. Any holder of this document is advised that information contained hereon reflects the Company's findings at the time of its intervention only and within the limits of Client's instructions, if any. The Company's sole responsibility is to its Client and this document does not exonerate parties to a transaction from exercising all their rights and obligations under the transaction documents. This document cannot be reproduced except in full, without prior written approval of the Company. Any unauthorized alteration, forgery or falsification of the content or appearance of this document is unlawful and offenders may be prosecuted to the fullest extent of the law. Unless otherwise stated the results shown in this test report refer only to the sample(s) tested and such sample(s) are retained for 30 days only.

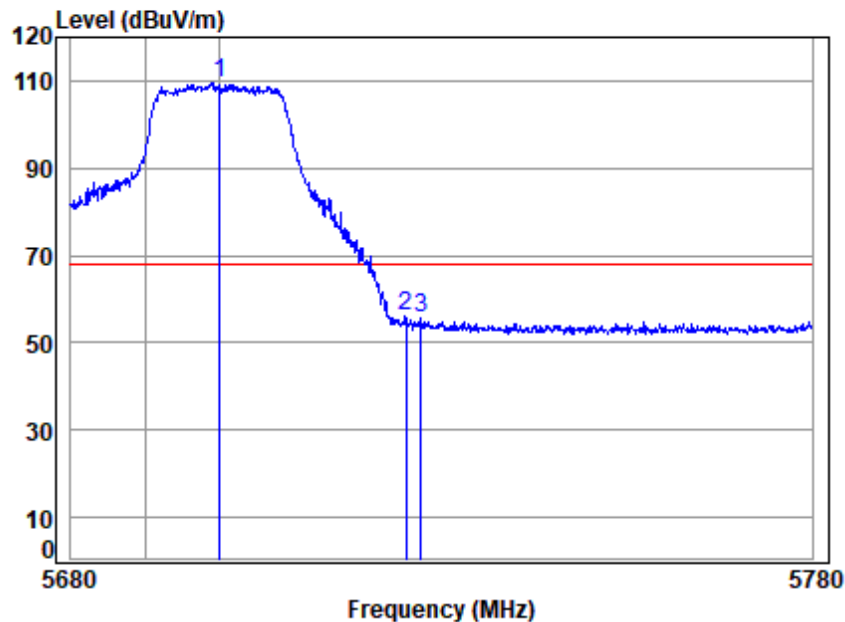
Attention: To check the authenticity of testing /inspection report & certificate, please contact us at telephone: (86-755) 8307 1443, or email: [CN.Doccheck@sgs.com](mailto:CN.Doccheck@sgs.com)

SGS-CSTC Standards Technical Services Co., Ltd.  
Shenzhen Branch

No.1 Workshop, M-10, Middle Section, Science & Technology Park, Nanshan District, Shenzhen, Guangdong, China 518057 t (86-755) 26012053 f (86-755) 26710594 www.sgs.com.cn  
中国·广东·深圳市南山区科技园中区M-10栋1号厂房 邮编: 518057 t (86-755) 26012053 f (86-755) 26710594 sgs.china@sgs.com



Test Mode: 04; Polarity: Vertical; Modulation:802.11ac; Bandwidth:20MHz; Channel:High

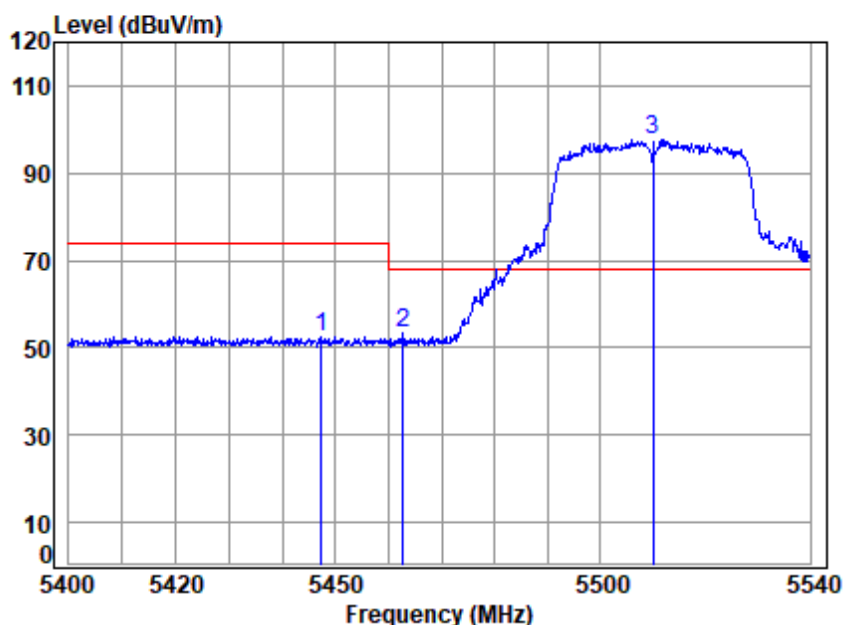


Site : chamber  
Condition: 3m VERTICAL  
Job No : 01162TL  
Mode : 5700 Band edge  
: 5G WIFI 11AC20

|              |      | Cable  | Ant    | Preamp | Read   | Limit  | Over   |        |
|--------------|------|--------|--------|--------|--------|--------|--------|--------|
| Freq         | Loss | Factor | Factor | Level  | Level  | Line   | Limit  | Remark |
| MHz          | dB   | dB/m   | dB     | dBuV   | dBuV/m | dBuV/m | dB     |        |
| 1 p 5700.000 | 7.96 | 34.30  | 35.04  | 102.51 | 109.73 | 68.20  | 41.53  | Peak   |
| 2 5725.000   | 7.98 | 34.25  | 35.03  | 49.10  | 56.30  | 68.20  | -11.90 | Peak   |
| 3 5726.982   | 7.98 | 34.25  | 35.03  | 48.27  | 55.47  | 68.20  | -12.73 | Peak   |



Test Mode: 04; Polarity: Horizontal; Modulation:802.11ac; Bandwidth:40MHz; Channel:Low

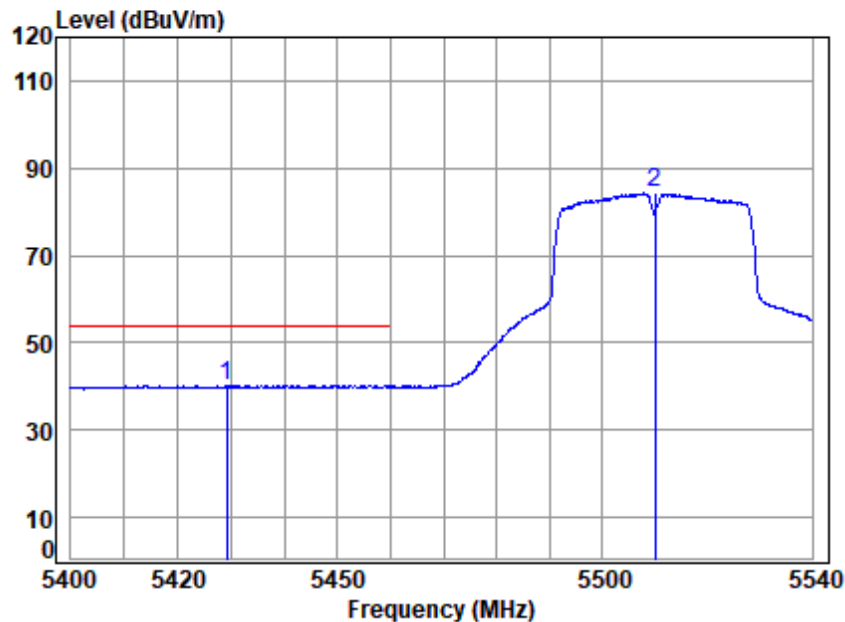


Site : chamber  
Condition: 3m HORIZONTAL  
Job No : 01162TL  
Mode : 5510 Band edge  
: 5G WIFI 11AC40

|              |      | Cable  | Ant    | Preamp | Read   | Limit  | Over   |        |
|--------------|------|--------|--------|--------|--------|--------|--------|--------|
| Freq         | Loss | Factor | Factor | Level  | Level  | Line   | Limit  | Remark |
| MHz          | dB   | dB/m   | dB     | dBuV   | dBuV/m | dBuV/m | dB     |        |
| 1 5447.338   | 7.78 | 34.69  | 35.16  | 45.34  | 52.65  | 74.00  | -21.35 | peak   |
| 2 5462.697   | 7.79 | 34.65  | 35.15  | 46.24  | 53.53  | 68.20  | -14.67 | peak   |
| 3 p 5510.000 | 7.82 | 34.54  | 35.13  | 90.51  | 97.74  | 68.20  | 29.54  | peak   |



Test Mode: 04; Polarity: Horizontal; Modulation:802.11ac; Bandwidth:40MHz; Channel:Low

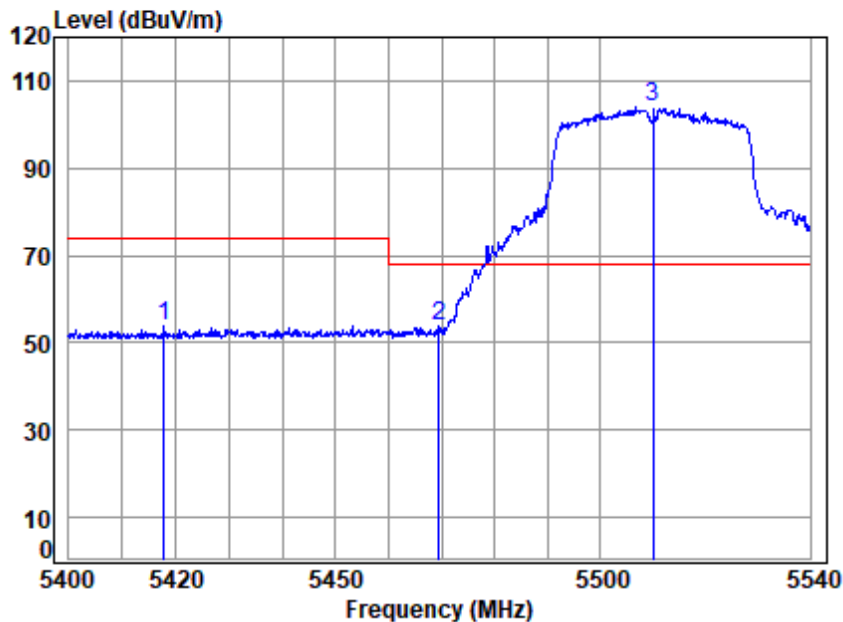


Site : chamber  
Condition: 3m HORIZONTAL  
Job No : 01162TL  
Mode : 5510 Band edge  
: 5G WIFI 11AC40

|     |          | Cable | Ant    | Preamp | Read  | Limit  | Over   |                |
|-----|----------|-------|--------|--------|-------|--------|--------|----------------|
|     | Freq     | Loss  | Factor | Factor | Level | Level  | Line   | Limit Remark   |
|     | MHz      | dB    | dB/m   | dB     | dBuV  | dBuV/m | dBuV/m | dB             |
| 1 q | 5429.243 | 7.76  | 34.66  | 35.17  | 32.92 | 40.17  | 54.00  | -13.83 Average |
| 2   | 5510.000 | 7.82  | 34.54  | 35.13  | 77.07 | 84.30  | -----  | ----- Average  |



Test Mode: 04; Polarity: Vertical; Modulation:802.11ac; Bandwidth:40MHz; Channel:Low



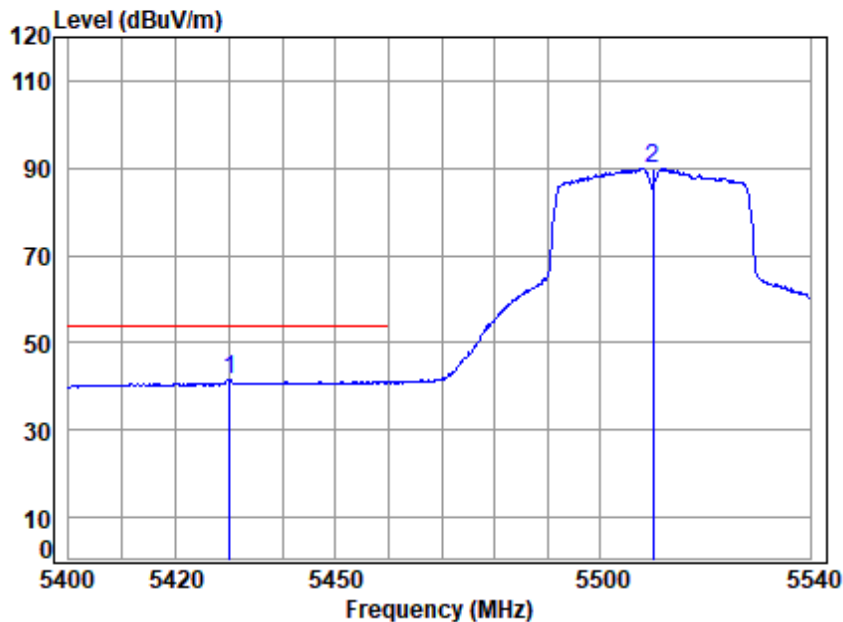
Site : chamber  
Condition: 3m VERTICAL  
Job No : 01162TL  
Mode : 5510 Band edge  
: 5G WIFI 11AC40

|     | Freq     | Cable Loss | Ant Factor | Preamp Factor | Read Level | Level  | Limit  | Over   | Remark |
|-----|----------|------------|------------|---------------|------------|--------|--------|--------|--------|
|     | MHz      | dB         | dB/m       | dB            | dBuV       | dBuV/m | dBuV/m | dB     |        |
| 1   | 5417.859 | 7.76       | 34.64      | 35.17         | 46.83      | 54.06  | 74.00  | -19.94 | Peak   |
| 2   | 5469.552 | 7.79       | 34.62      | 35.15         | 46.63      | 53.89  | 68.20  | -14.31 | peak   |
| 3 p | 5510.000 | 7.82       | 34.54      | 35.13         | 96.62      | 103.85 | 68.20  | 35.65  | Peak   |





Test Mode: 04; Polarity: Vertical; Modulation:802.11ac; Bandwidth:40MHz; Channel:Low

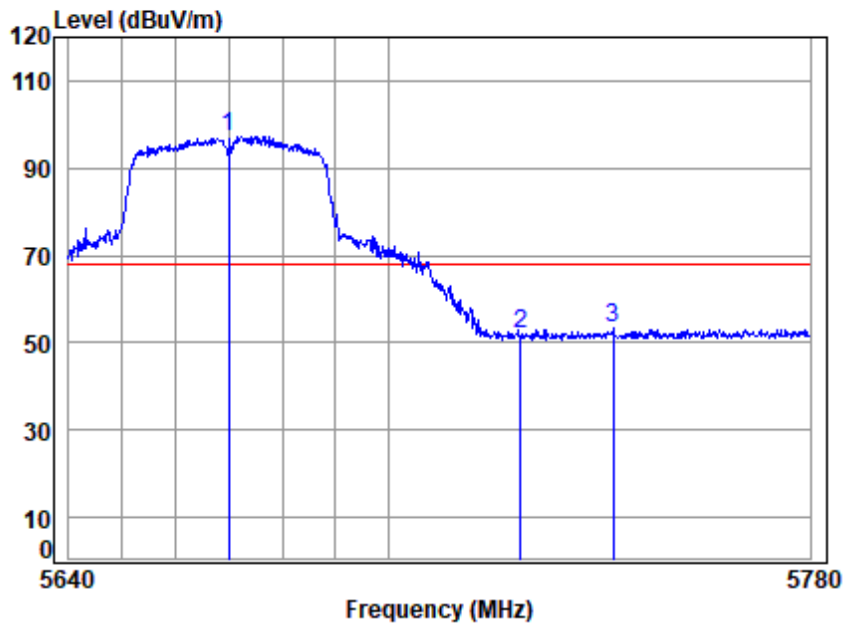


Site : chamber  
Condition: 3m VERTICAL  
Job No : 01162TL  
Mode : 5510 Band edge  
: 5G WIFI 11AC40

|              |      | Cable  | Ant    | Preamp | Read   | Limit  | Over   |         |
|--------------|------|--------|--------|--------|--------|--------|--------|---------|
| Freq         | Loss | Factor | Factor | Level  | Level  | Line   | Limit  | Remark  |
| MHz          | dB   | dB/m   | dB     | dBuV   | dBuV/m | dBuV/m | dB     |         |
| 1 q 5430.076 | 7.76 | 34.66  | 35.17  | 34.25  | 41.50  | 54.00  | -12.50 | Average |
| 2 5510.000   | 7.82 | 34.54  | 35.13  | 82.62  | 89.85  | -----  | -----  | Average |



Test Mode: 04; Polarity: Horizontal; Modulation:802.11ac; Bandwidth:40MHz; Channel:High

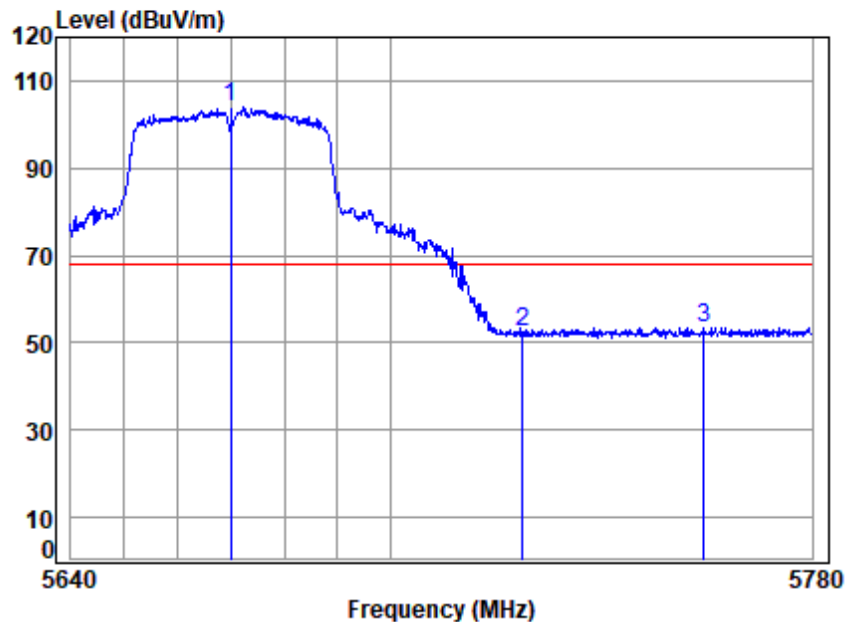


Site : chamber  
Condition: 3m HORIZONTAL  
Job No : 01162TL  
Mode : 5670 Band edge  
: 5G WIFI 11AC40

|     |          | Cable | Ant    | Preamp | Read  | Limit  | Over   |              |
|-----|----------|-------|--------|--------|-------|--------|--------|--------------|
|     | Freq     | Loss  | Factor | Factor | Level | Level  | Line   | Limit Remark |
|     | MHz      | dB    | dB/m   | dB     | dBuV  | dBuV/m | dBuV/m | dB           |
| 1 p | 5670.000 | 7.94  | 34.36  | 35.05  | 90.10 | 97.35  | 68.20  | 29.15 peak   |
| 2   | 5725.000 | 7.98  | 34.25  | 35.03  | 44.82 | 52.02  | 68.20  | -16.18 peak  |
| 3   | 5742.424 | 7.99  | 34.22  | 35.02  | 46.10 | 53.29  | 68.20  | -14.91 peak  |



Test Mode: 04; Polarity: Vertical; Modulation:802.11ac; Bandwidth:40MHz; Channel:High

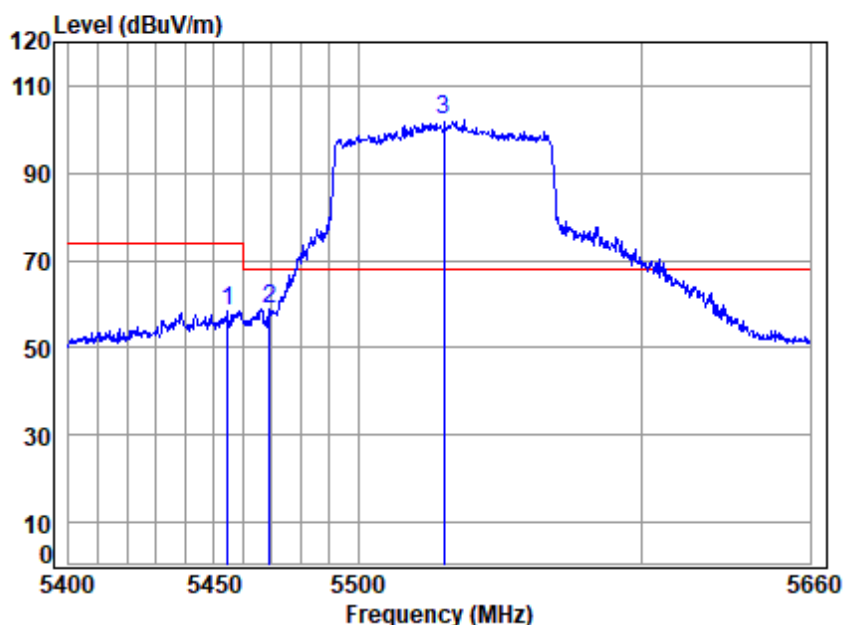


Site : chamber  
Condition: 3m VERTICAL  
Job No : 01162TL  
Mode : 5670 Band edge  
: 5G WIFI 11AC40

|     |          | Cable | Ant    | Preamp | Read  | Limit  | Over   |              |
|-----|----------|-------|--------|--------|-------|--------|--------|--------------|
|     | Freq     | Loss  | Factor | Factor | Level | Level  | Line   | Limit Remark |
|     | MHz      | dB    | dB/m   | dB     | dBuV  | dBuV/m | dBuV/m | dB           |
| 1 p | 5670.000 | 7.94  | 34.36  | 35.05  | 96.71 | 103.96 | 68.20  | 35.76 Peak   |
| 2   | 5725.000 | 7.98  | 34.25  | 35.03  | 45.44 | 52.64  | 68.20  | -15.56 Peak  |
| 3   | 5759.345 | 8.00  | 34.22  | 35.01  | 46.31 | 53.52  | 68.20  | -14.68 Peak  |



Test Mode: 04; Polarity: Horizontal; Modulation:802.11ac; Bandwidth:80MHz; Channel:Low



Site : chamber  
Condition: 3m HORIZONTAL  
Job No : 01162TL  
Mode : 5530 Band edge  
: 5G WIFI 11AC80

|      |          | Cable | Ant    | Preamp | Read  |        | Limit  | Over   |        |
|------|----------|-------|--------|--------|-------|--------|--------|--------|--------|
| Freq |          | Loss  | Factor | Factor | Level | Level  | Line   | Limit  | Remark |
| MHz  |          | dB    | dB/m   | dB     | dBuV  | dBuV/m | dBuV/m | dB     |        |
| 1    | 5454.616 | 7.78  | 34.68  | 35.16  | 51.27 | 58.57  | 74.00  | -15.43 | peak   |
| 2    | 5469.257 | 7.79  | 34.62  | 35.15  | 51.71 | 58.97  | 68.20  | -9.23  | peak   |
| 3 p  | 5530.000 | 7.84  | 34.62  | 35.12  | 94.76 | 102.10 | 68.20  | 33.90  | peak   |

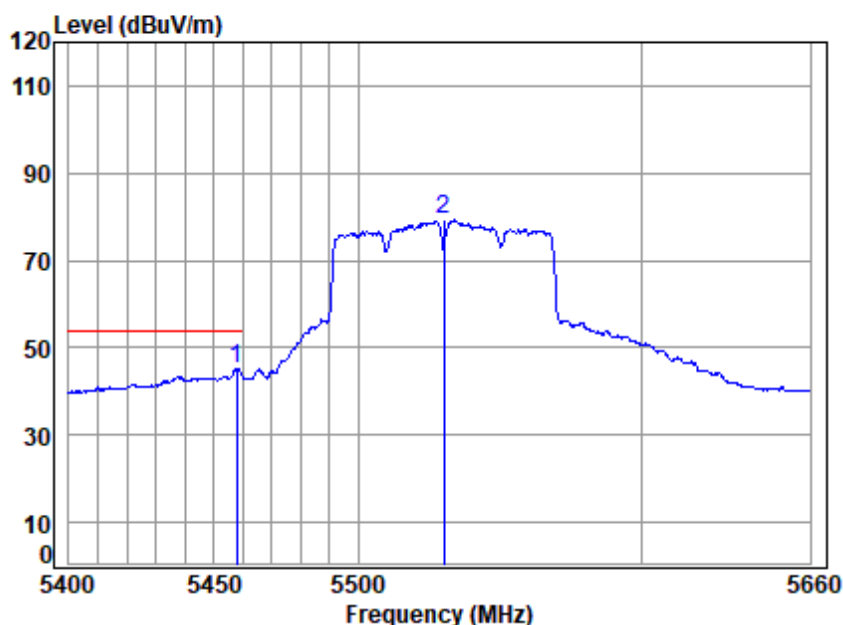


Unless otherwise agreed in writing, this document is issued by the Company subject to its General Conditions of Service printed overleaf, available on request or accessible at <https://www.sgs.com/en/Terms-and-Conditions>. Attention is drawn to the limitation of liability, indemnification and jurisdiction issues defined therein. Any holder of this document is advised that information contained hereon reflects the Company's findings at the time of its intervention only and within the limits of Client's instructions, if any. The Company's sole responsibility is to its Client and this document does not exonerate parties to a transaction from exercising all their rights and obligations under the transaction documents. This document cannot be reproduced except in full, without prior written approval of the Company. Any unauthorized alteration, forgery or falsification of the content or appearance of this document is unlawful and offenders may be prosecuted to the fullest extent of the law. Unless otherwise stated the results shown in this test report refer only to the sample(s) tested and such sample(s) are retained for 30 days only.

Attention: To check the authenticity of testing /inspection report & certificate, please contact us at telephone: (86-755) 8307 1443, or email: [CN.Doccheck@sgs.com](mailto:CN.Doccheck@sgs.com)

No.1 Workshop, M-10, Middle Section, Science & Technology Park, Nanshan District, Shenzhen, Guangdong, China 518057 t (86-755) 26012053 f (86-755) 26710594 www.sgs.com.cn  
中国·广东·深圳市南山区科技园中区M-10栋1号厂房 邮编: 518057 t (86-755) 26012053 f (86-755) 26710594 sgs.china@sgs.com

Test Mode: 04; Polarity: Horizontal; Modulation:802.11ac; Bandwidth:80MHz; Channel:Low



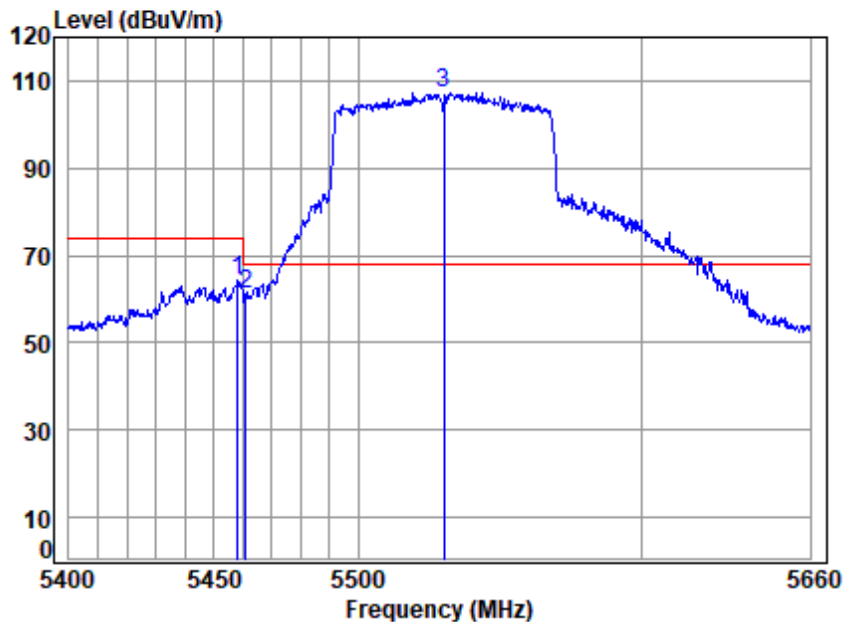
Site : chamber  
Condition: 3m HORIZONTAL  
Job No : 01162TL  
Mode : 5530 Band edge  
: 5G WIFI 11AC80

|              |      | Cable  | Ant    | Preamp | Read   | Limit  | Over  |         |
|--------------|------|--------|--------|--------|--------|--------|-------|---------|
| Freq         | Loss | Factor | Factor | Level  | Level  | Line   | Limit | Remark  |
| MHz          | dB   | dB/m   | dB     | dBuV   | dBuV/m | dBuV/m | dB    |         |
| 1 q 5457.695 | 7.79 | 34.67  | 35.15  | 37.71  | 45.02  | 54.00  | -8.98 | Average |
| 2 5530.000   | 7.84 | 34.62  | 35.12  | 71.88  | 79.22  | -----  | ----- | Average |





Test Mode: 04; Polarity: Vertical; Modulation:802.11ac; Bandwidth:80MHz; Channel:Low

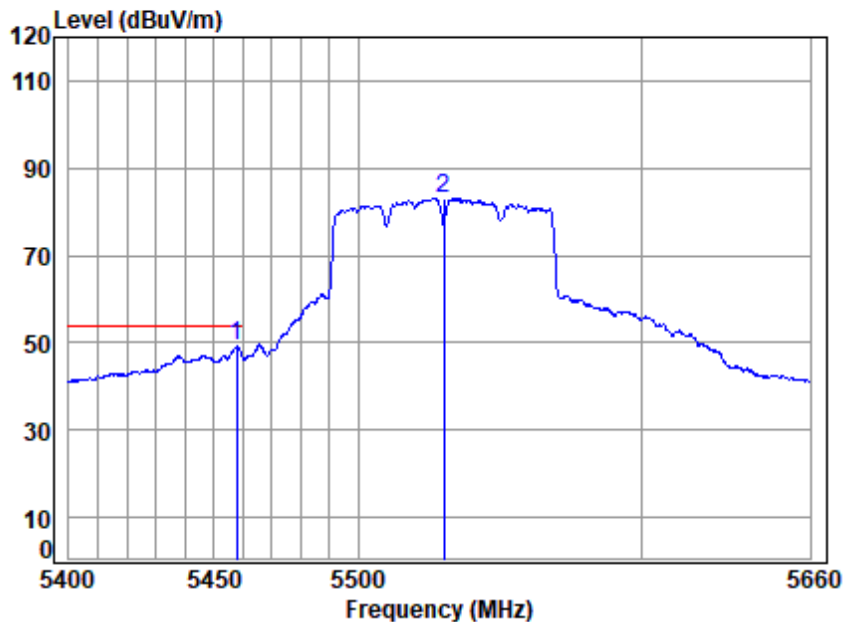


Site : chamber  
Condition: 3m VERTICAL  
Job No : 01162TL  
Mode : 5530 Band edge  
: 5G WIFI 11AC80

|     | Freq     | Cable Loss | Ant Factor | Preamp Factor | Read Level | Level  | Limit Line | Over Limit | Remark |
|-----|----------|------------|------------|---------------|------------|--------|------------|------------|--------|
|     | MHz      | dB         | dB/m       | dB            | dBuV       | dBuV/m | dBuV/m     | dB         |        |
| 1   | 5458.208 | 7.79       | 34.67      | 35.15         | 56.90      | 64.21  | 74.00      | -9.79      | Peak   |
| 2   | 5460.776 | 7.79       | 34.66      | 35.15         | 53.90      | 61.20  | 68.20      | -7.00      | Peak   |
| 3 p | 5530.000 | 7.84       | 34.62      | 35.12         | 99.86      | 107.20 | 68.20      | 39.00      | Peak   |



Test Mode: 04; Polarity: Vertical; Modulation:802.11ac; Bandwidth:80MHz; Channel:Low

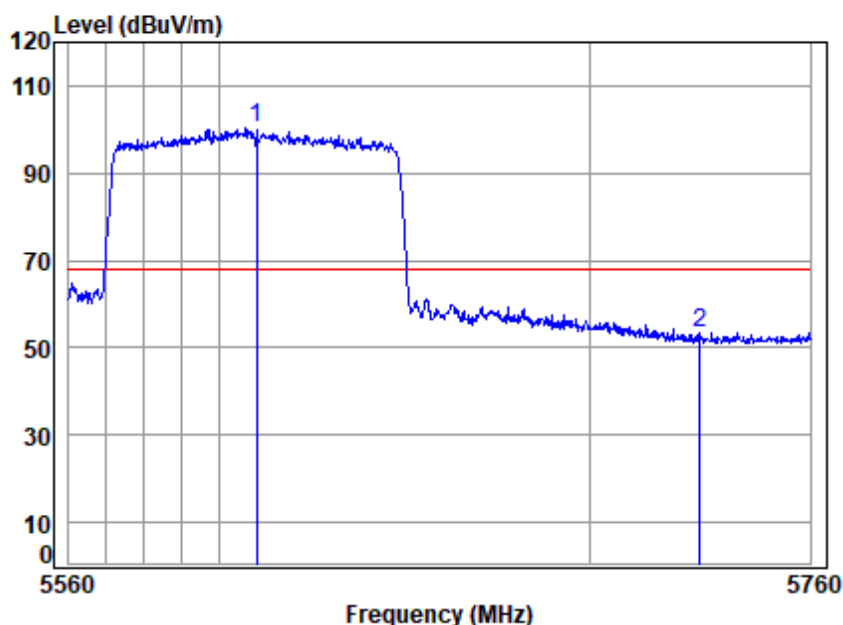


Site : chamber  
Condition: 3m VERTICAL  
Job No : 01162TL  
Mode : 5530 Band edge  
: 5G WIFI 11AC80

|              |      | Cable  | Ant    | Preamp | Read   | Limit  | Over  |         |
|--------------|------|--------|--------|--------|--------|--------|-------|---------|
| Freq         | Loss | Factor | Factor | Level  | Level  | Line   | Limit | Remark  |
| MHz          | dB   | dB/m   | dB     | dBuV   | dBuV/m | dBuV/m | dB    |         |
| 1 q 5457.695 | 7.79 | 34.67  | 35.15  | 41.88  | 49.19  | 54.00  | -4.81 | Average |
| 2 5530.000   | 7.84 | 34.62  | 35.12  | 75.71  | 83.05  | -----  | ----- | Average |



Test Mode: 04; Polarity: Horizontal; Modulation:802.11ac; Bandwidth:80MHz; Channel:High

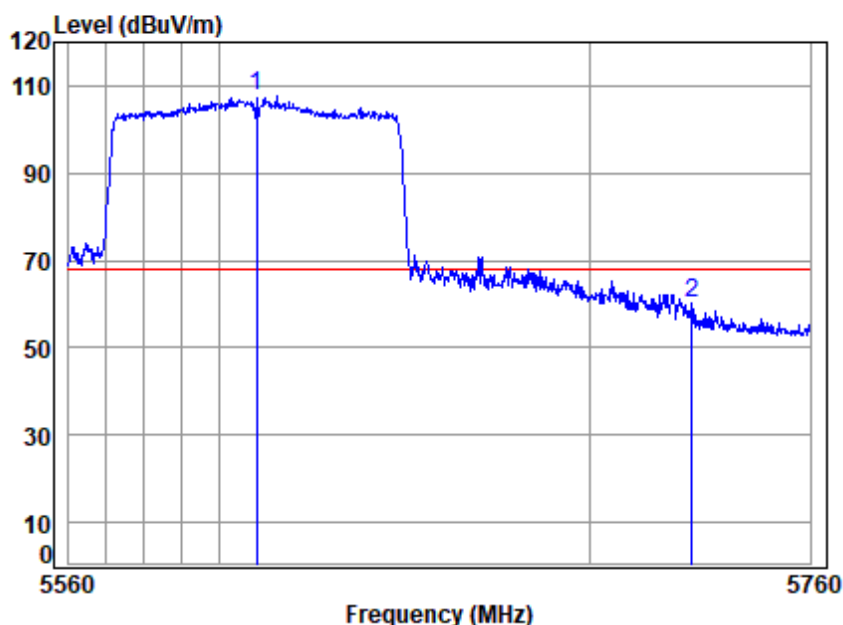


Site : chamber  
Condition: 3m HORIZONTAL  
Job No : 01162TL  
Mode : 5610 Band edge  
: 5G WIFI 11AC80

|              |      | Cable  | Ant    | Preamp | Read   | Limit  | Over   |        |
|--------------|------|--------|--------|--------|--------|--------|--------|--------|
| Freq         | Loss | Factor | Factor | Level  | Level  | Line   | Limit  | Remark |
| MHz          | dB   | dB/m   | dB     | dBuV   | dBuV/m | dBuV/m | dB     |        |
| 1 p 5610.000 | 7.90 | 34.64  | 35.08  | 92.97  | 100.43 | 68.20  | 32.23  | peak   |
| 2 5729.953   | 7.98 | 34.24  | 35.02  | 46.39  | 53.59  | 68.20  | -14.61 | peak   |



Test Mode: 04; Polarity: Vertical; Modulation:802.11ac; Bandwidth:80MHz; Channel:High

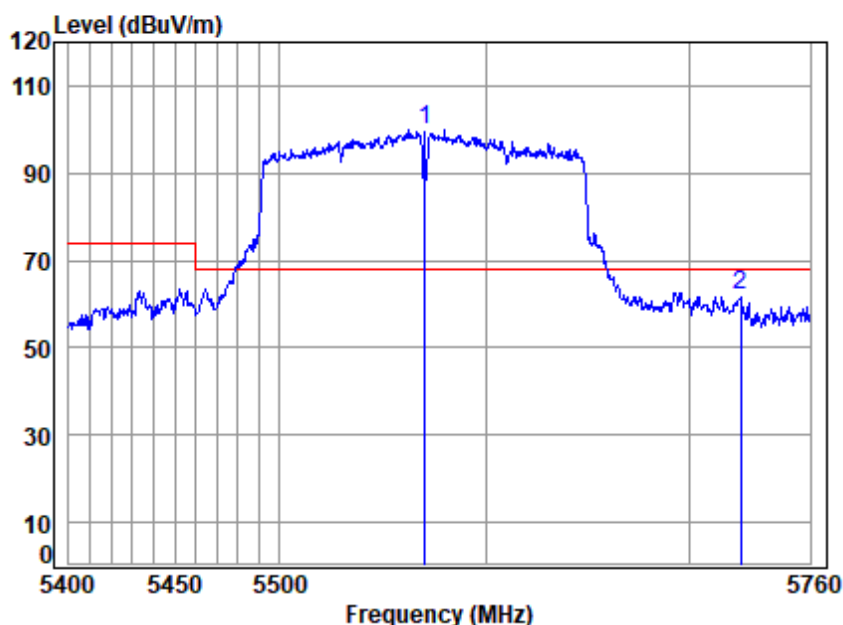


Site : chamber  
Condition: 3m VERTICAL  
Job No : 01162TL  
Mode : 5610 Band edge  
: 5G WIFI 11AC80

|     |          | Cable | Ant    | Preamp | Read   | Limit  | Over   |            |
|-----|----------|-------|--------|--------|--------|--------|--------|------------|
|     | Freq     | Loss  | Factor | Factor | Level  | Line   | Limit  | Remark     |
|     | MHz      | dB    | dB/m   | dB     | dBuV   | dBuV/m | dBuV/m | dB         |
| 1 p | 5610.000 | 7.90  | 34.64  | 35.08  | 100.12 | 107.58 | 68.20  | 39.38 Peak |
| 2   | 5727.726 | 7.98  | 34.24  | 35.02  | 52.89  | 60.09  | 68.20  | -8.11 Peak |



Test Mode: 04; Polarity: Horizontal; Modulation:802.11ac; Bandwidth:160MHz; Channel:High



Site : chamber  
Condition: 3m HORIZONTAL  
Job No : 01162TL  
Mode : 5570 Band edge  
: 5G WIFI 11AC160

|              |      | Cable  | Ant    | Preamp | Read   | Limit  | Over  |        |
|--------------|------|--------|--------|--------|--------|--------|-------|--------|
| Freq         | Loss | Factor | Factor | Level  | Level  | Line   | Limit | Remark |
| MHz          | dB   | dB/m   | dB     | dBuV   | dBuV/m | dBuV/m | dB    |        |
| 1 p 5570.000 | 7.87 | 34.70  | 35.10  | 92.35  | 99.82  | 68.20  | 31.62 | peak   |
| 2 5725.162   | 7.98 | 34.25  | 35.03  | 54.86  | 62.06  | 68.20  | -6.14 | peak   |



Unless otherwise agreed in writing, this document is issued by the Company subject to its General Conditions of Service printed overleaf, available on request or accessible at <https://www.sgs.com/en/Terms-and-Conditions>. Attention is drawn to the limitation of liability, indemnification and jurisdiction issues defined therein. Any holder of this document is advised that information contained hereon reflects the Company's findings at the time of its intervention only and within the limits of Client's instructions, if any. The Company's sole responsibility is to its Client and this document does not exonerate parties to a transaction from exercising all their rights and obligations under the transaction documents. This document cannot be reproduced except in full, without prior written approval of the Company. Any unauthorized alteration, forgery or falsification of the content or appearance of this document is unlawful and offenders may be prosecuted to the fullest extent of the law. Unless otherwise stated the results shown in this test report refer only to the sample(s) tested and such sample(s) are retained for 30 days only.

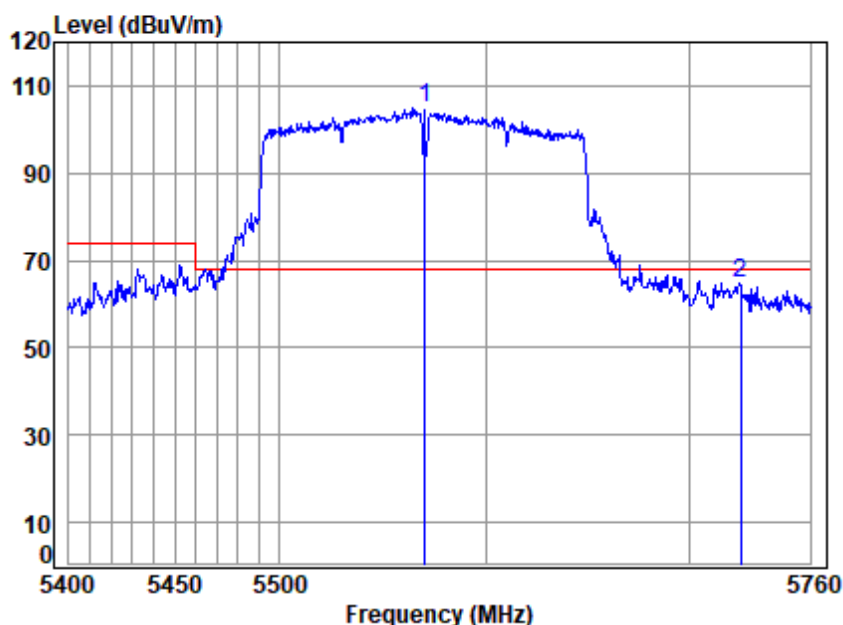
Attention: To check the authenticity of testing /inspection report & certificate, please contact us at telephone: (86-755) 8307 1443, or email: [CN.Doccheck@sgs.com](mailto:CN.Doccheck@sgs.com)

SGS-CSTC Standards Technical Services Co., Ltd.  
Shenzhen Branch (SZEMC) Laboratory

No.1 Workshop, M-10, Middle Section, Science & Technology Park, Nanshan District, Shenzhen, Guangdong, China 518057 t (86-755) 26012053 f (86-755) 26710594 www.sgs.com.cn  
中国·广东·深圳市南山区科技园中区M-10栋1号厂房 邮编: 518057 t (86-755) 26012053 f (86-755) 26710594 sgs.china@sgs.com



Test Mode: 04; Polarity: Vertical; Modulation:802.11ac; Bandwidth:160MHz; Channel:High

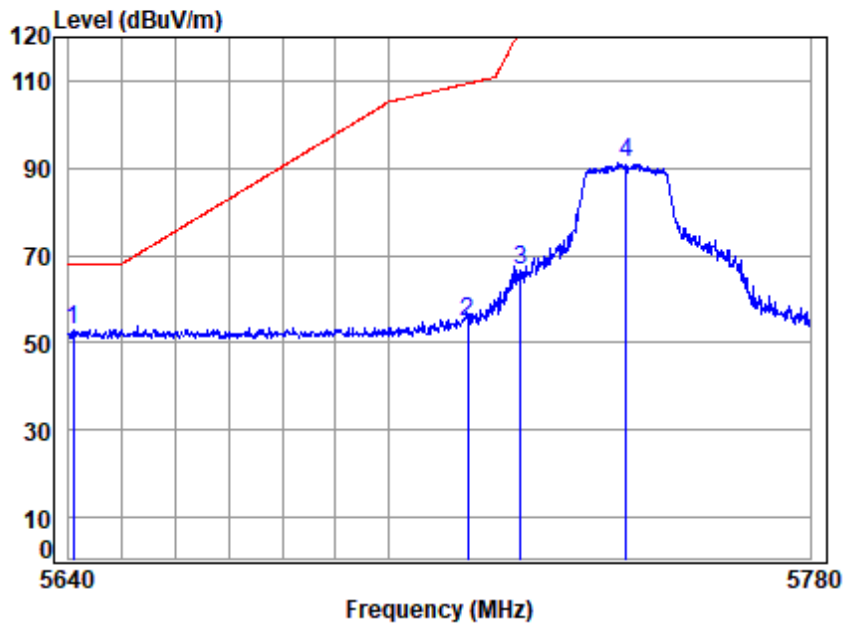


Site : chamber  
Condition: 3m VERTICAL  
Job No : 01162TL  
Mode : 5570 Band edge  
: 5G WIFI 11AC160

|              |      | Cable  | Ant    | Preamp | Read   | Limit  | Over  |        |
|--------------|------|--------|--------|--------|--------|--------|-------|--------|
| Freq         | Loss | Factor | Factor | Level  | Level  | Line   | Limit | Remark |
| MHz          | dB   | dB/m   | dB     | dBuV   | dBuV/m | dBuV/m | dB    |        |
| 1 p 5570.000 | 7.87 | 34.70  | 35.10  | 97.58  | 105.05 | 68.20  | 36.85 | Peak   |
| 2 5725.162   | 7.98 | 34.25  | 35.03  | 57.50  | 64.70  | 68.20  | -3.50 | Peak   |



Test Mode: 05; Polarity: Horizontal; Modulation:802.11a; Bandwidth:20MHz; Channel:Low

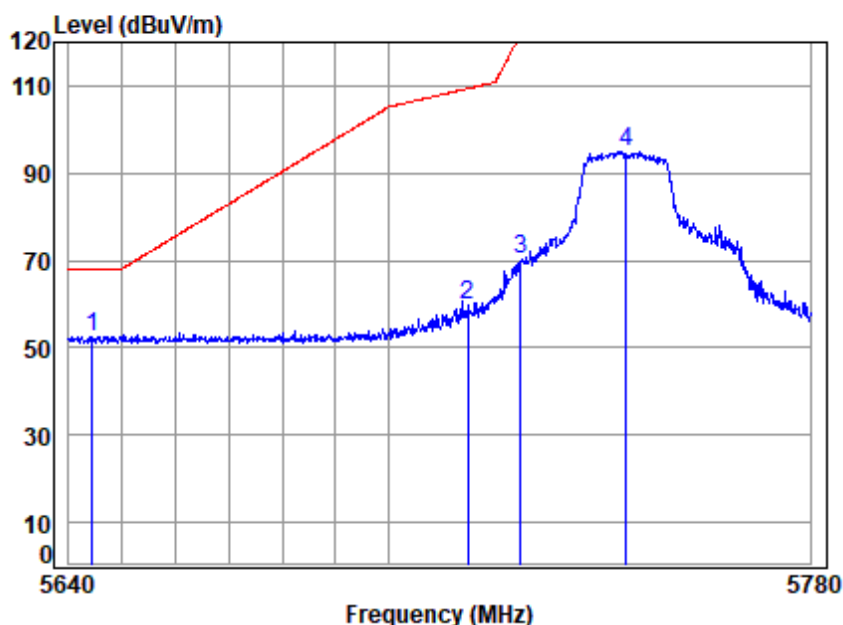


Site : chamber  
Condition: 3m HORIZONTAL  
Job No : 01162TL  
Mode : 5745 Band edge  
: 5G WIFI 11A

|     |          | Cable | Ant    | Preamp | Read  | Limit  | Over   |              |
|-----|----------|-------|--------|--------|-------|--------|--------|--------------|
|     | Freq     | Loss  | Factor | Factor | Level | Level  | Line   | Limit Remark |
|     | MHz      | dB    | dB/m   | dB     | dBuV  | dBuV/m | dBuV/m | dB           |
| 1 p | 5640.830 | 7.92  | 34.46  | 35.07  | 45.80 | 53.11  | 68.20  | -15.09 peak  |
| 2   | 5715.000 | 7.97  | 34.27  | 35.03  | 47.41 | 54.62  | 109.40 | -54.78 peak  |
| 3   | 5725.000 | 7.98  | 34.25  | 35.03  | 59.59 | 66.79  | 122.20 | -55.41 peak  |
| 4   | 5745.000 | 7.99  | 34.21  | 35.02  | 84.15 | 91.33  | -----  | ----- peak   |



Test Mode: 05; Polarity: Vertical; Modulation:802.11a; Bandwidth:20MHz; Channel:Low

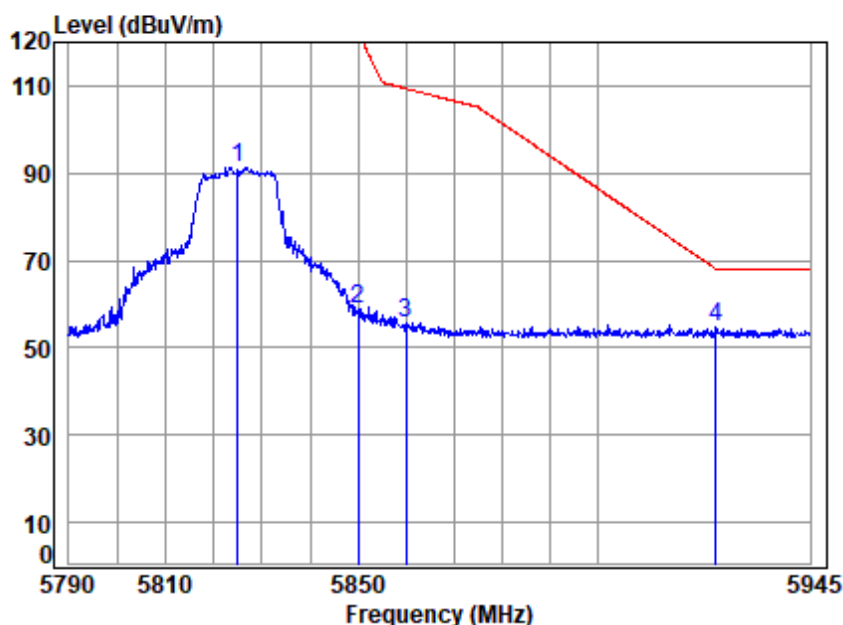


Site : chamber  
Condition: 3m VERTICAL  
Job No : 01162TL  
Mode : 5745 Band edge  
: 5G WIFI 11A

|              |  | Cable | Ant    | Preamp | Read  | Limit  | Over   |              |
|--------------|--|-------|--------|--------|-------|--------|--------|--------------|
| Freq         |  | Loss  | Factor | Factor | Level | Level  | Line   | Limit Remark |
| MHz          |  | dB    | dB/m   | dB     | dBuV  | dBuV/m | dBuV/m | dB           |
| 1 p 5644.427 |  | 7.92  | 34.43  | 35.06  | 45.37 | 52.66  | 68.20  | -15.54 peak  |
| 2 5715.000   |  | 7.97  | 34.27  | 35.03  | 52.58 | 59.79  | 109.40 | -49.61 peak  |
| 3 5725.000   |  | 7.98  | 34.25  | 35.03  | 63.08 | 70.28  | 122.20 | -51.92 peak  |
| 4 5745.000   |  | 7.99  | 34.21  | 35.02  | 87.85 | 95.03  | -----  | ----- peak   |



Test Mode: 05; Polarity: Horizontal; Modulation:802.11a; Bandwidth:20MHz; Channel:High



Site : chamber  
Condition: 3m HORIZONTAL  
Job No : 01162TL  
Mode : 5825 Band edge  
: 5G WIFI 11A

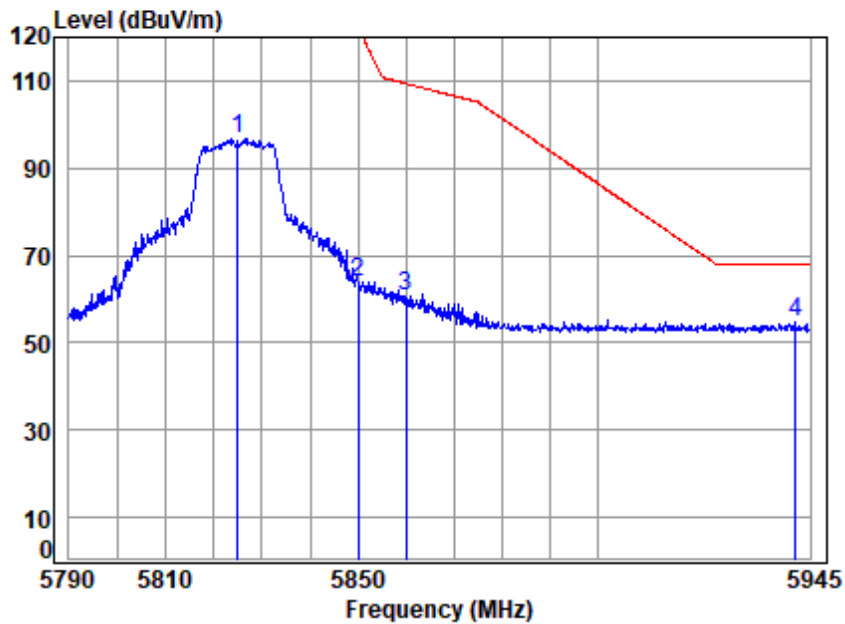
|      |          | Cable | Ant    | Preamp | Read  | Limit  | Over   |              |
|------|----------|-------|--------|--------|-------|--------|--------|--------------|
| Freq |          | Loss  | Factor | Factor | Level | Level  | Line   | Limit Remark |
| MHz  |          | dB    | dB/m   | dB     | dBuV  | dBuV/m | dBuV/m | dB           |
| 1    | 5825.000 | 8.05  | 34.35  | 34.98  | 83.84 | 91.26  | -----  | ----- peak   |
| 2    | 5850.000 | 8.07  | 34.40  | 34.97  | 51.28 | 58.78  | 122.20 | -63.42 peak  |
| 3    | 5860.000 | 8.07  | 34.44  | 34.96  | 48.03 | 55.58  | 109.40 | -53.82 peak  |
| 4 p  | 5925.087 | 8.12  | 34.65  | 34.93  | 46.98 | 54.82  | 68.20  | -13.38 peak  |



Unless otherwise agreed in writing, this document is issued by the Company subject to its General Conditions of Service printed overleaf, available on request or accessible at <https://www.sgs.com/en/Terms-and-Conditions>. Attention is drawn to the limitation of liability, indemnification and jurisdiction issues defined therein. Any holder of this document is advised that information contained hereon reflects the Company's findings at the time of its intervention only and within the limits of Client's instructions, if any. The Company's sole responsibility is to its Client and this document does not exonerate parties to a transaction from exercising all their rights and obligations under the transaction documents. This document cannot be reproduced except in full, without prior written approval of the Company. Any unauthorized alteration, forgery or falsification of the content or appearance of this document is unlawful and offenders may be prosecuted to the fullest extent of the law. Unless otherwise stated the results shown in this test report refer only to the sample(s) tested and such sample(s) are retained for 30 days only.

Attention: To check the authenticity of testing /inspection report & certificate, please contact us at telephone: (86-755) 8307 1443, or email: [CN.Doccheck@sgs.com](mailto:CN.Doccheck@sgs.com)  
No.1 Workshop, M-10, Middle Section, Science & Technology Park, Nanshan District, Shenzhen, Guangdong, China 518057 t (86-755) 26012053 f (86-755) 26710594 www.sgs.com.cn  
中国·广东·深圳市南山区科技园中区M-10栋1号厂房 邮编: 518057 t (86-755) 26012053 f (86-755) 26710594 sgs.china@sgs.com

Test Mode: 05; Polarity: Vertical; Modulation:802.11a; Bandwidth:20MHz; Channel:High



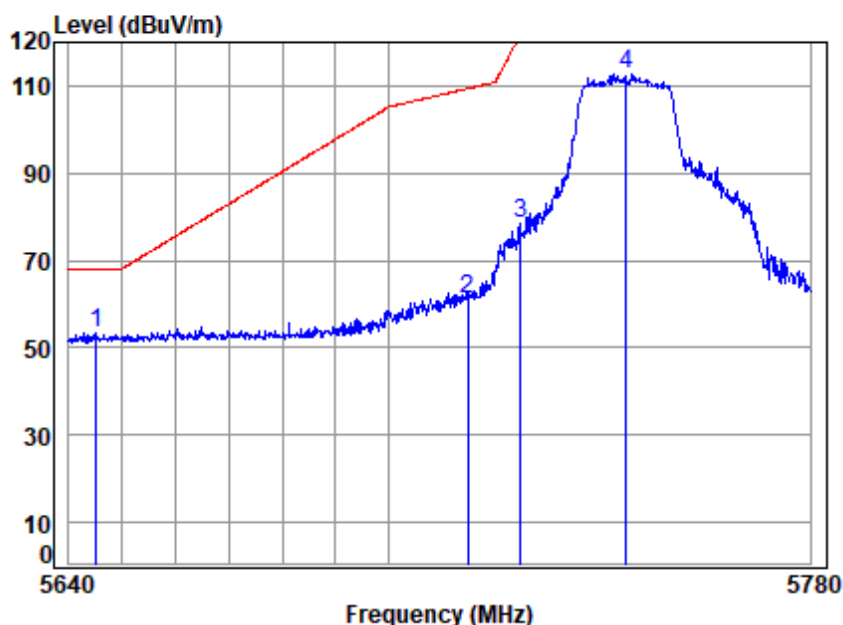
Site : chamber  
Condition: 3m VERTICAL  
Job No : 01162TL  
Mode : 5825 Band edge  
: 5G WIFI 11A

|     | Freq     | Cable Loss | Ant Factor | Preamp Factor | Read Level | Level  | Limit Line | Over Limit | Remark |
|-----|----------|------------|------------|---------------|------------|--------|------------|------------|--------|
|     | MHz      | dB         | dB/m       | dB            | dBuV       | dBuV/m | dBuV/m     | dB         |        |
| 1   | 5825.000 | 8.05       | 34.35      | 34.98         | 89.27      | 96.69  | -----      | -----      | peak   |
| 2   | 5850.000 | 8.07       | 34.40      | 34.97         | 56.46      | 63.96  | 122.20     | -58.24     | peak   |
| 3   | 5860.000 | 8.07       | 34.44      | 34.96         | 53.01      | 60.56  | 109.40     | -48.84     | peak   |
| 4 p | 5941.860 | 8.13       | 34.68      | 34.93         | 46.65      | 54.53  | 68.20      | -13.67     | peak   |





Test Mode: 05; Polarity: Horizontal; Modulation:802.11ac; Bandwidth:20MHz; Channel:Low

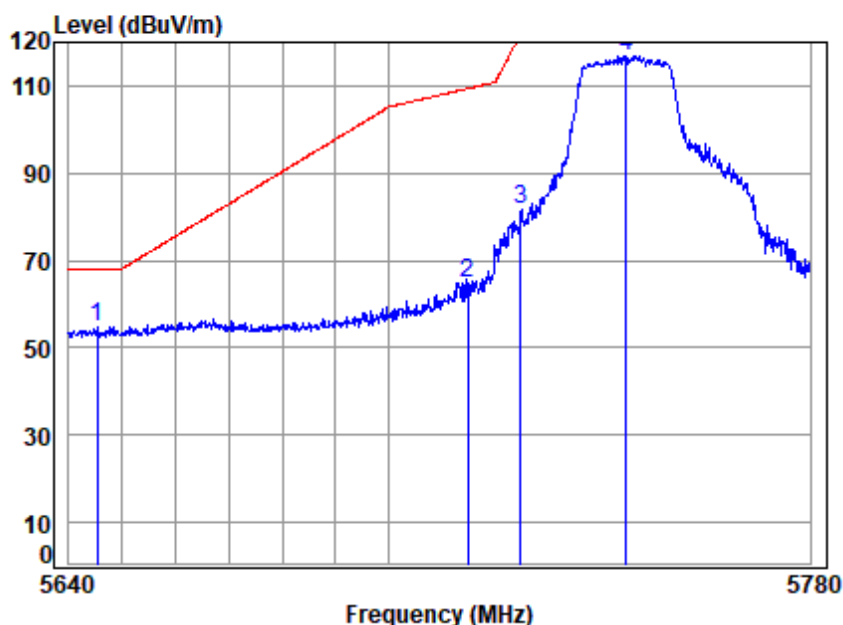


Site : chamber  
Condition: 3m HORIZONTAL  
Job No : 01162TL  
Mode : 5745 Band edge  
: 5G WIFI 11AC20

|              |  | Cable | Ant    | Preamp | Read   | Limit  | Over   |              |
|--------------|--|-------|--------|--------|--------|--------|--------|--------------|
| Freq         |  | Loss  | Factor | Factor | Level  | Level  | Line   | Limit Remark |
| MHz          |  | dB    | dB/m   | dB     | dBuV   | dBuV/m | dBuV/m | dB           |
| 1 p 5645.119 |  | 7.92  | 34.43  | 35.06  | 46.24  | 53.53  | 68.20  | -14.67 peak  |
| 2 5715.000   |  | 7.97  | 34.27  | 35.03  | 54.09  | 61.30  | 109.40 | -48.10 peak  |
| 3 5725.000   |  | 7.98  | 34.25  | 35.03  | 71.21  | 78.41  | 122.20 | -43.79 peak  |
| 4 5745.000   |  | 7.99  | 34.21  | 35.02  | 105.67 | 112.85 | -----  | ----- peak   |



Test Mode: 05; Polarity: Vertical; Modulation:802.11ac; Bandwidth:20MHz; Channel:Low

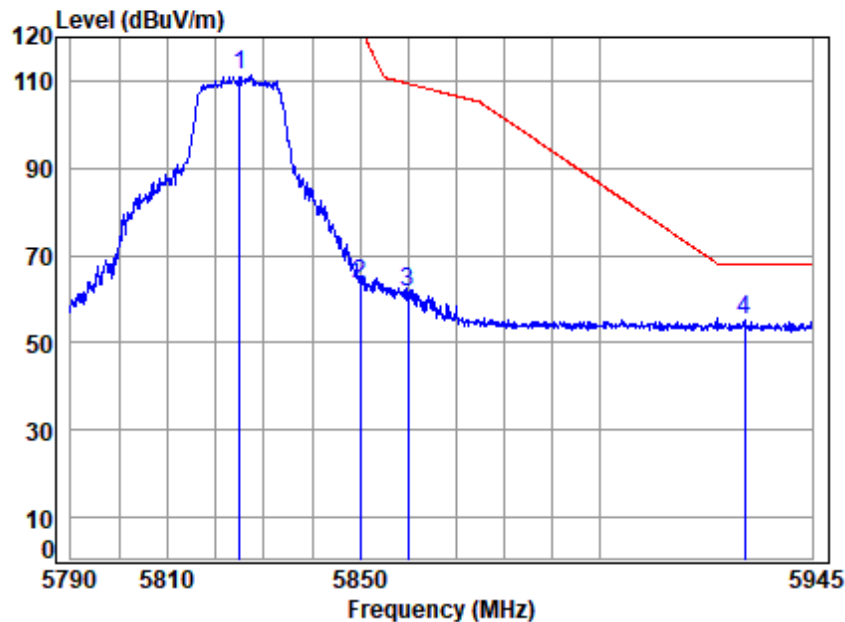


Site : chamber  
Condition: 3m VERTICAL  
Job No : 01162TL  
Mode : 5745 Band edge  
: 5G WIFI 11AC20

|              |      | Cable  | Ant    | Preamp | Read   | Limit  | Over   |        |
|--------------|------|--------|--------|--------|--------|--------|--------|--------|
| Freq         | Loss | Factor | Factor | Level  | Level  | Line   | Limit  | Remark |
| MHz          | dB   | dB/m   | dB     | dBuV   | dBuV/m | dBuV/m | dB     |        |
| 1 p 5645.396 | 7.92 | 34.43  | 35.06  | 47.57  | 54.86  | 68.20  | -13.34 | peak   |
| 2 5715.000   | 7.97 | 34.27  | 35.03  | 57.62  | 64.83  | 109.40 | -44.57 | peak   |
| 3 5725.000   | 7.98 | 34.25  | 35.03  | 74.33  | 81.53  | 122.20 | -40.67 | peak   |
| 4 5745.000   | 7.99 | 34.21  | 35.02  | 109.67 | 116.85 | -----  | -----  | peak   |



Test Mode: 05; Polarity: Horizontal; Modulation:802.11ac; Bandwidth:20MHz; Channel:High

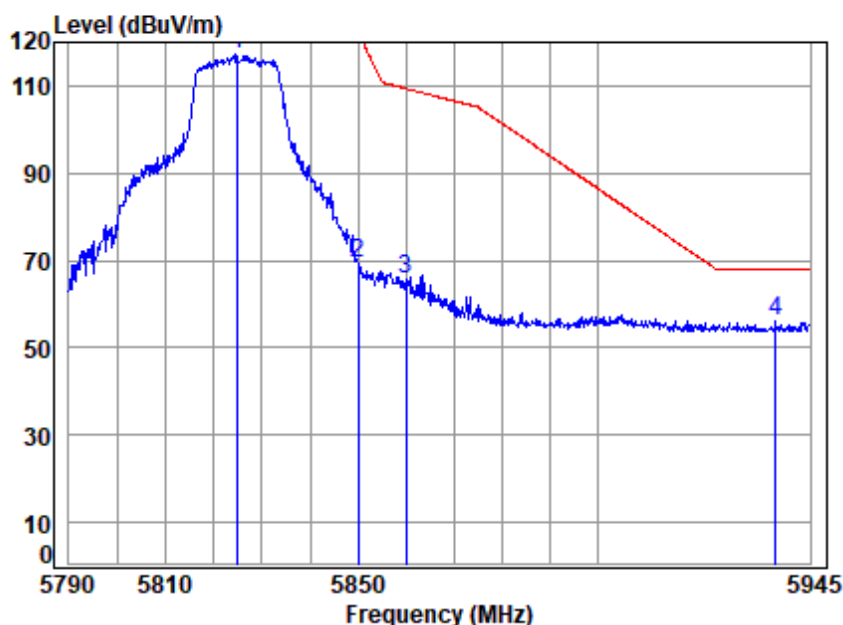


Site : chamber  
Condition: 3m HORIZONTAL  
Job No : 01162TL  
Mode : 5825 Band edge  
: 5G WIFI 11AC20

|              |      | Cable  | Ant    | Preamp | Read   | Limit  | Over   |        |
|--------------|------|--------|--------|--------|--------|--------|--------|--------|
| Freq         | Loss | Factor | Factor | Level  | Level  | Line   | Limit  | Remark |
| MHz          | dB   | dB/m   | dB     | dBuV   | dBuV/m | dBuV/m | dB     |        |
| 1 5825.000   | 8.05 | 34.35  | 34.98  | 103.76 | 111.18 | -----  | -----  | peak   |
| 2 5850.000   | 8.07 | 34.40  | 34.97  | 55.90  | 63.40  | 122.20 | -58.80 | peak   |
| 3 5860.000   | 8.07 | 34.44  | 34.96  | 53.92  | 61.47  | 109.40 | -47.93 | peak   |
| 4 p 5930.725 | 8.12 | 34.66  | 34.93  | 47.41  | 55.26  | 68.20  | -12.94 | peak   |



Test Mode: 05; Polarity: Vertical; Modulation:802.11ac; Bandwidth:20MHz; Channel:High

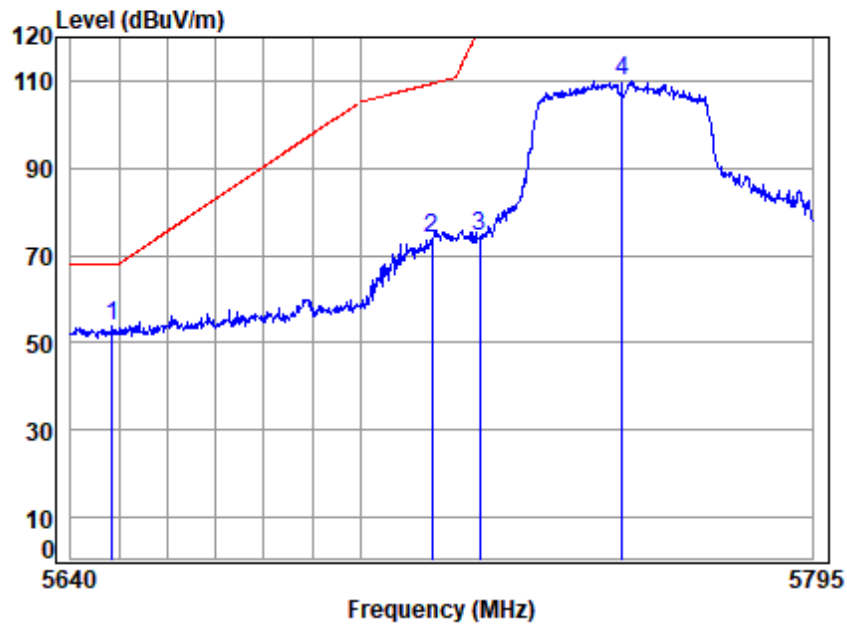


Site : chamber  
Condition: 3m VERTICAL  
Job No : 01162TL  
Mode : 5825 Band edge  
: 5G WIFI 11AC20

|     | Freq     | Cable Loss | Ant Factor | Preamp Factor | Read Level | Level  | Limit Line | Over Limit | Remark |
|-----|----------|------------|------------|---------------|------------|--------|------------|------------|--------|
|     | MHz      | dB         | dB/m       | dB            | dBuV       | dBuV/m | dBuV/m     | dB         |        |
| 1   | 5825.000 | 8.05       | 34.35      | 34.98         | 109.78     | 117.20 | -----      | -----      | peak   |
| 2   | 5850.000 | 8.07       | 34.40      | 34.97         | 62.05      | 69.55  | 122.20     | -52.65     | peak   |
| 3   | 5860.000 | 8.07       | 34.44      | 34.96         | 58.19      | 65.74  | 109.40     | -43.66     | peak   |
| 4 p | 5937.623 | 8.13       | 34.68      | 34.93         | 48.17      | 56.05  | 68.20      | -12.15     | peak   |



Test Mode: 05; Polarity: Horizontal; Modulation: 802.11ac; Bandwidth: 40MHz; Channel: Low



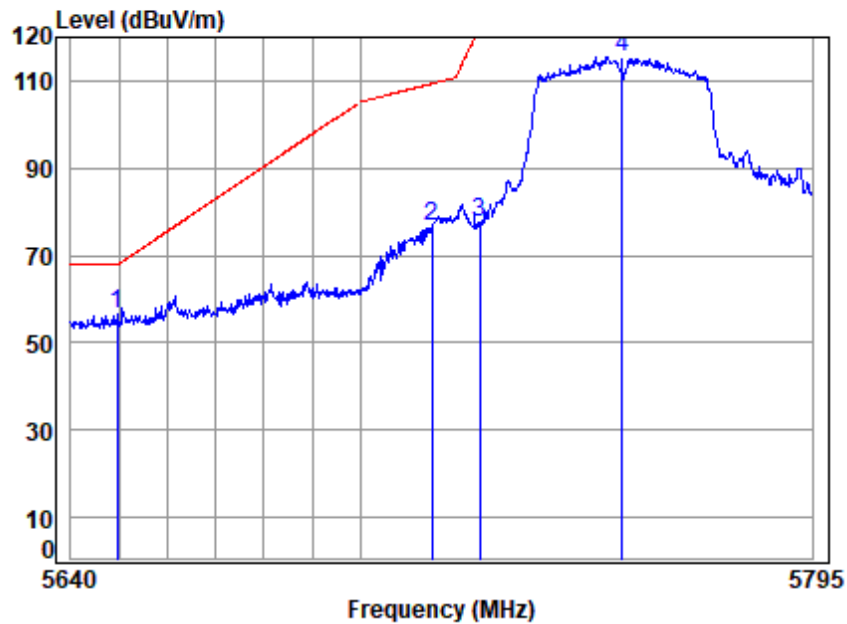
Site : chamber  
Condition: 3m HORIZONTAL  
Job No : 01162TL  
Mode : 5755 Band edge  
: 5G WIFI 11AC40

|     |          | Cable | Ant    | Preamp | Read   | Limit  | Over   |              |
|-----|----------|-------|--------|--------|--------|--------|--------|--------------|
|     | Freq     | Loss  | Factor | Factor | Level  | Level  | Line   | Limit Remark |
|     | MHz      | dB    | dB/m   | dB     | dBuV   | dBuV/m | dBuV/m | dB           |
| 1 p | 5648.569 | 7.93  | 34.41  | 35.06  | 46.44  | 53.72  | 68.20  | -14.48 peak  |
| 2   | 5715.000 | 7.97  | 34.27  | 35.03  | 66.91  | 74.12  | 109.40 | -35.28 peak  |
| 3   | 5725.000 | 7.98  | 34.25  | 35.03  | 67.09  | 74.29  | 122.20 | -47.91 peak  |
| 4   | 5755.000 | 8.00  | 34.21  | 35.01  | 102.79 | 109.99 | -----  | ----- peak   |





Test Mode: 05; Polarity: Vertical; Modulation:802.11ac; Bandwidth:40MHz; Channel:Low

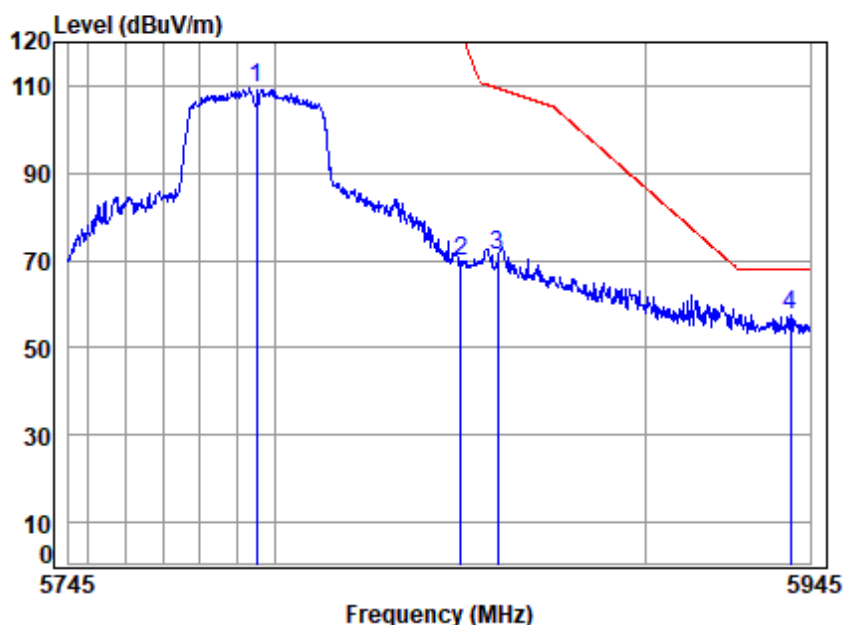


Site : chamber  
Condition: 3m VERTICAL  
Job No : 01162TL  
Mode : 5755 Band edge  
: 5G WIFI 11AC40

|              |  | Cable | Ant    | Preamp | Read   | Limit  | Over   |              |
|--------------|--|-------|--------|--------|--------|--------|--------|--------------|
| Freq         |  | Loss  | Factor | Factor | Level  | Level  | Line   | Limit Remark |
| MHz          |  | dB    | dB/m   | dB     | dBuV   | dBuV/m | dBuV/m | dB           |
| 1 p 5649.488 |  | 7.93  | 34.40  | 35.06  | 49.32  | 56.59  | 68.20  | -11.61 peak  |
| 2 5715.000   |  | 7.97  | 34.27  | 35.03  | 69.52  | 76.73  | 109.40 | -32.67 peak  |
| 3 5725.000   |  | 7.98  | 34.25  | 35.03  | 70.43  | 77.63  | 122.20 | -44.57 peak  |
| 4 5755.000   |  | 8.00  | 34.21  | 35.01  | 108.27 | 115.47 | -----  | ----- peak   |



Test Mode: 05; Polarity: Horizontal; Modulation:802.11ac; Bandwidth:40MHz; Channel:High

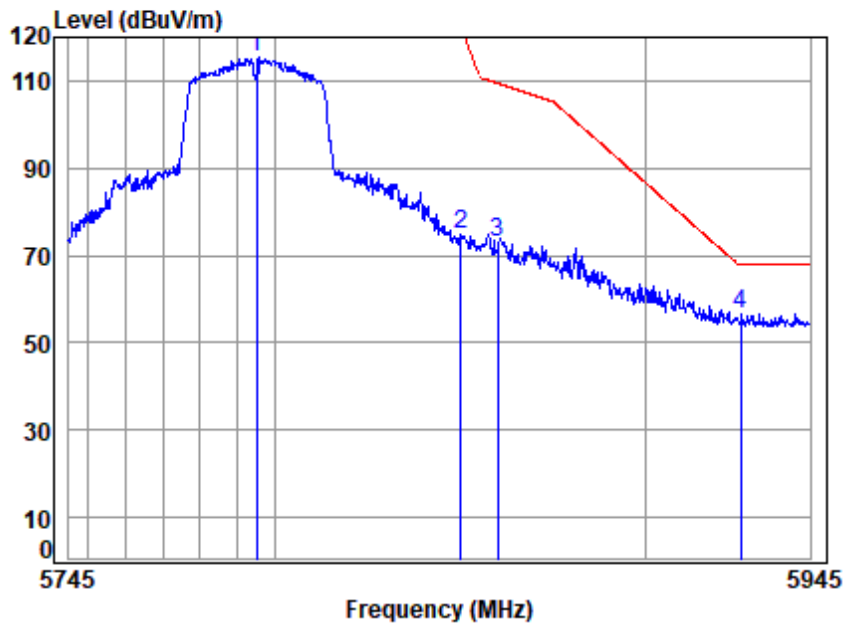


Site : chamber  
Condition: 3m HORIZONTAL  
Job No : 01162TL  
Mode : 5795 Band edge  
: 5G WIFI 11AC40

|     | Freq     | Cable Loss | Ant Factor | Preamp Factor | Read Level | Level  | Limit Line | Over Limit | Remark |
|-----|----------|------------|------------|---------------|------------|--------|------------|------------|--------|
|     | MHz      | dB         | dB/m       | dB            | dBuV       | dBuV/m | dBuV/m     | dB         |        |
| 1   | 5795.000 | 8.03       | 34.29      | 34.99         | 102.13     | 109.46 | -----      | -----      | peak   |
| 2   | 5850.000 | 8.07       | 34.40      | 34.97         | 62.22      | 69.72  | 122.20     | -52.48     | peak   |
| 3   | 5860.000 | 8.07       | 34.44      | 34.96         | 63.50      | 71.05  | 109.40     | -38.35     | peak   |
| 4 p | 5939.713 | 8.13       | 34.68      | 34.93         | 49.71      | 57.59  | 68.20      | -10.61     | peak   |



Test Mode: 05; Polarity: Vertical; Modulation:802.11ac; Bandwidth:40MHz; Channel:High

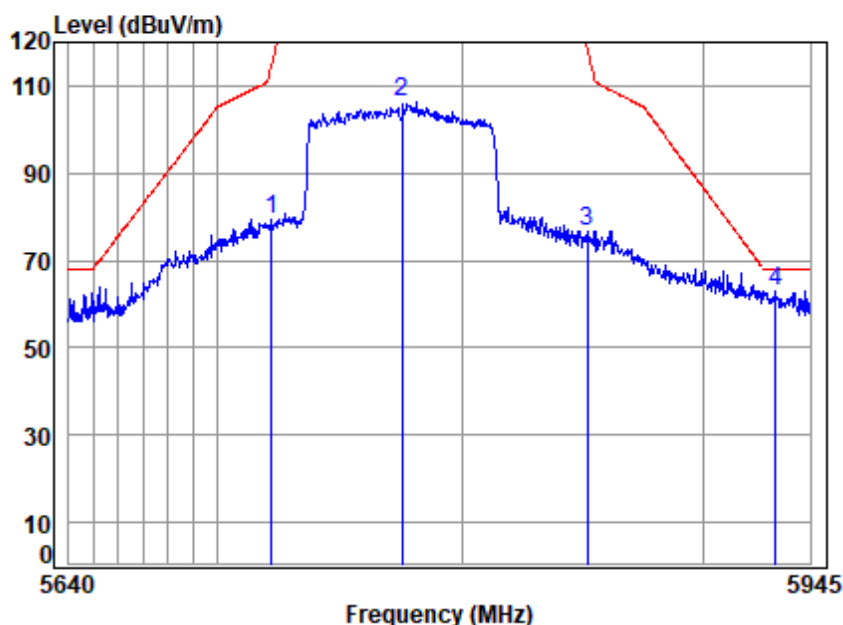


Site : chamber  
Condition: 3m VERTICAL  
Job No : 01162TL  
Mode : 5795 Band edge  
: 5G WIFI 11AC40

|     |          | Cable | Ant    | Preamp | Read   | Limit  | Over   |              |
|-----|----------|-------|--------|--------|--------|--------|--------|--------------|
|     | Freq     | Loss  | Factor | Factor | Level  | Level  | Line   | Limit Remark |
|     | MHz      | dB    | dB/m   | dB     | dBuV   | dBuV/m | dBuV/m | dB           |
| 1   | 5795.000 | 8.03  | 34.29  | 34.99  | 107.89 | 115.22 | -----  | ----- peak   |
| 2   | 5850.000 | 8.07  | 34.40  | 34.97  | 67.10  | 74.60  | 122.20 | -47.60 peak  |
| 3   | 5860.000 | 8.07  | 34.44  | 34.96  | 65.33  | 72.88  | 109.40 | -36.52 peak  |
| 4 p | 5926.110 | 8.12  | 34.65  | 34.93  | 48.68  | 56.52  | 68.20  | -11.68 peak  |



Test Mode: 05; Polarity: Horizontal; Modulation:802.11ac; Bandwidth:80MHz; Channel:middle



Site : chamber  
Condition: 3m HORIZONTAL  
Job No : 01162TL  
Mode : 5775 Band edge  
: 5G WIFI 11AC80

|      |          | Cable  | Ant    | Preamp | Read   | Limit  | Over   |             |
|------|----------|--------|--------|--------|--------|--------|--------|-------------|
| Freq | Loss     | Factor | Factor | Level  | Level  | Line   | Limit  | Remark      |
| MHz  | dB       | dB/m   | dB     | dBuV   | dBuV/m | dBuV/m | dB     |             |
| 1    | 5721.677 | 7.98   | 34.26  | 35.03  | 72.19  | 79.40  | 114.62 | -35.22 peak |
| 2    | 5775.000 | 8.01   | 34.25  | 35.00  | 98.88  | 106.14 | -----  | ----- peak  |
| 3    | 5851.500 | 8.07   | 34.41  | 34.97  | 69.18  | 76.69  | 118.78 | -42.09 peak |
| 4 p  | 5930.302 | 8.12   | 34.66  | 34.93  | 55.15  | 63.00  | 68.20  | -5.20 peak  |



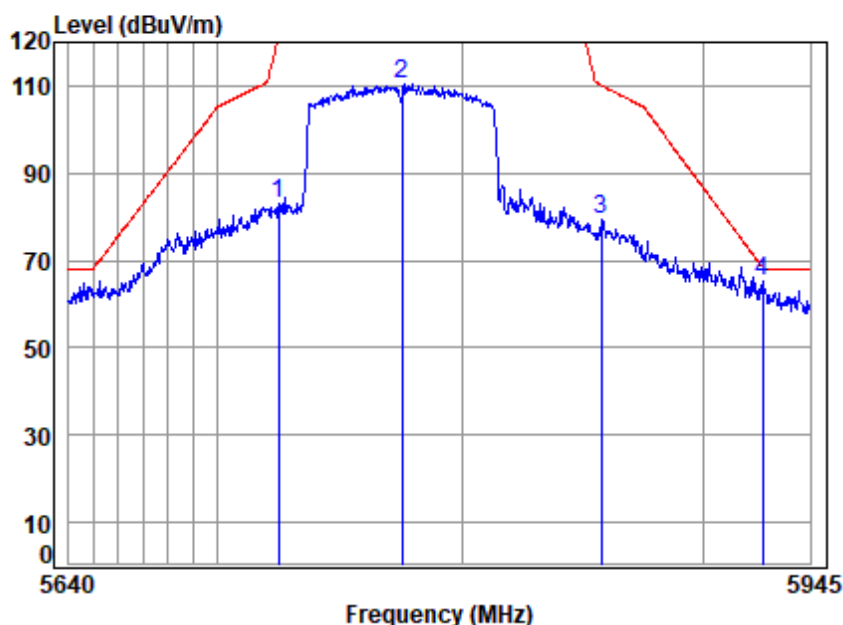
## SGS-CSTC Standards Technical Services Co., Ltd. Shenzhen Branch

SZEMC-TRF-01 Rev. A/1

Report No.: SZCR240400116203

Page: 133 of 528

Test Mode: 05; Polarity: Vertical; Modulation: 802.11ac; Bandwidth: 80MHz; Channel: middle



Site : chamber  
Condition: 3m VERTICAL  
Job No : 01162TL  
Mode : 5775 Band edge  
: 5G WIFI 11AC80

|     |          | Cable | Ant    | Preamp | Read   | Limit  | Over   |              |
|-----|----------|-------|--------|--------|--------|--------|--------|--------------|
|     | Freq     | Loss  | Factor | Factor | Level  | Level  | Line   | Limit Remark |
|     | MHz      | dB    | dB/m   | dB     | dBuV   | dBuV/m | dBuV/m | dB           |
| 1   | 5724.691 | 7.98  | 34.25  | 35.03  | 75.88  | 83.08  | 121.50 | -38.42 peak  |
| 2   | 5775.000 | 8.01  | 34.25  | 35.00  | 103.25 | 110.51 | -----  | ----- peak   |
| 3   | 5857.666 | 8.07  | 34.43  | 34.96  | 71.64  | 79.18  | 110.05 | -30.87 peak  |
| 4 p | 5924.995 | 8.12  | 34.65  | 34.93  | 57.33  | 65.17  | 68.20  | -3.03 peak   |



SGS-CSTC Standards Technical Services Co., Ltd.  
Shenzhen Branch

Unless otherwise agreed in writing, this document is issued by the Company subject to its General Conditions of Service printed overleaf, available on request or accessible at <https://www.sgs.com/en/Terms-and-Conditions>. Attention is drawn to the limitation of liability, indemnification and jurisdiction issues defined therein. Any holder of this document is advised that information contained hereon reflects the Company's findings at the time of its intervention only and within the limits of Client's instructions, if any. The Company's sole responsibility is to its Client and this document does not exonerate parties to a transaction from exercising all their rights and obligations under the transaction documents. This document cannot be reproduced except in full, without prior written approval of the Company. Any unauthorized alteration, forgery or falsification of the content or appearance of this document is unlawful and offenders may be prosecuted to the fullest extent of the law. Unless otherwise stated the results shown in this test report refer only to the sample(s) tested and such sample(s) are retained for 30 days only.

Attention: To check the authenticity of testing / inspection report & certificate, please contact us at telephone: (86-755) 8307 1443, or email: [CN.Doccheck@sgs.com](mailto:CN.Doccheck@sgs.com)

No.1 Workshop, M-10, Middle Section, Science & Technology Park, Nanshan District, Shenzhen, Guangdong, China 518057 t (86-755) 26012053 f (86-755) 26710594 www.sgs.com.cn  
中国·广东·深圳市南山区科技园中区M-10栋1号厂房 邮编: 518057 t (86-755) 26012053 f (86-755) 26710594 sgs.china@sgs.com



## 7.9 Radiated Emissions (Below 1GHz)

Test Requirement 47 CFR Part 15, Subpart C 15.209 & Subpart E 15.407(b)

Test Method: KDB 789033 D02 II G

Measurement Distance: 3m

Limit:

| Frequency(MHz) | Field strength(microvolts/meter) | Measurement distance(meters) |
|----------------|----------------------------------|------------------------------|
| 0.009-0.490    | 2400/F(kHz)                      | 300                          |
| 0.490-1.705    | 24000/F(kHz)                     | 30                           |
| 1.705-30.0     | 30                               | 30                           |
| 30-88          | 100                              | 3                            |
| 88-216         | 150                              | 3                            |
| 216-960        | 200                              | 3                            |
| 960-1000       | 500                              | 3                            |

### 7.9.1 E.U.T. Operation

Operating Environment:

Temperature: 23.2 °C

Humidity: 45.8 % RH

Atmospheric Pressure: 1020 mbar

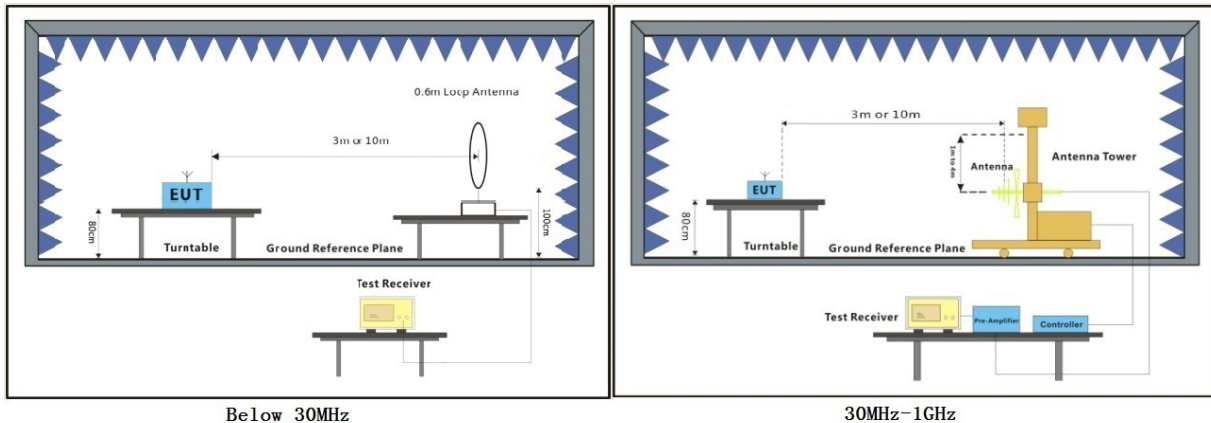
### 7.9.2 Test Mode Description

| Pre-scan / Final test | Mode Code | Description  |
|-----------------------|-----------|--|
| Final test            | 02        | TX mode (U-NII-1)_Keep the EUT in continuously transmitting mode with all modulation types. All data rates for each modulation type have been tested and found the data rate @ 6Mbps is the worst case of IEEE 802.11a; data rate @ HT0/HT8 is the worst case of IEEE 802.11n(HT20); data rate @ HT0/HT8 is the worst case of IEEE 802.11n(HT40); data rate @ VHT0 is the worst case of IEEE 802.11ac(HT80); data rate @ VHT0 is the worst case of IEEE 802.11ac(HT160); data rate @ HE0 is the worst case of IEEE 802.11ax(HT20); data rate @ HE0 is the worst case of IEEE 802.11ax(HT40); data rate @ HE0 is the worst case of IEEE 802.11ax(HT80); data rate @ HE0 is the worst case of IEEE 802.11ax(HT160). Only the data of worst case is recorded in the report. |
| Pre-scan              | 03        | TX mode (U-NII-2A)_Keep the EUT in continuously transmitting mode with all modulation types. All data rates for each modulation type have been tested and found the data rate @ 6Mbps is the worst case of IEEE 802.11a; data rate @ HT0/HT8 is the worst case of IEEE 802.11n(HT20); data rate @ HT0/HT8 is the worst case of IEEE 802.11n(HT40); data rate @ VHT0 is the worst case of IEEE 802.11ac(HT80); data rate @ HE0 is the worst case of IEEE 802.11ax(HT20); data rate @ HE0 is the worst case of IEEE 802.11ax(HT40); data rate @ HE0 is the worst case of IEEE 802.11ax(HT80). Only the data of worst case is recorded in the report.   |
| Pre-scan              | 04        | TX mode (U-NII-2C)_Keep the EUT in continuously transmitting mode with all modulation types. All data rates for each modulation type have been tested and found the data rate @ 6Mbps is the worst case of IEEE 802.11a; data rate @ HT0/HT8 is the worst case of IEEE 802.11n(HT20); data rate @ HT0/HT8 is the worst case of   |



|          |    |  |
|----------|----|--|
|          |    | IEEE 802.11n(HT40); data rate @ VHT0 is the worst case of IEEE 802.11ac(HT80); data rate @ VHT0 is the worst case of IEEE 802.11ac(HT160); data rate @ HE0 is the worst case of IEEE 802.11ax(HT20); data rate @ HE0 is the worst case of IEEE 802.11ax(HT40); data rate @ HE0 is the worst case of IEEE 802.11ax(HT80); data rate @ HE0 is the worst case of IEEE 802.11ax(HT160). Only the data of worst case is recorded in the report.   |
| Pre-scan | 05 | TX mode (U-NII-3)_Keep the EUT in continuously transmitting mode with all modulation types.All data rates for each modulation type have been tested and found the data rate @ 6Mbps is the worst case of IEEE 802.11a; data rate @ HT0/HT8 is the worst case of IEEE 802.11n(HT20); data rate @ HT0/HT8 is the worst case of IEEE 802.11n(HT40); data rate @ VHT0 is the worst case of IEEE 802.11ac(HT80); data rate @ HE0 is the worst case of IEEE 802.11ax(HT20); data rate @ HE0 is the worst case of IEEE 802.11ax(HT40); data rate @ HE0 is the worst case of IEEE 802.11ax(HT80). Only the data of worst case is recorded in the report. |

### 7.9.3 Test Setup Diagram



Below 30MHz

30MHz-1GHz

## 7.9.4 Measurement Procedure and Data

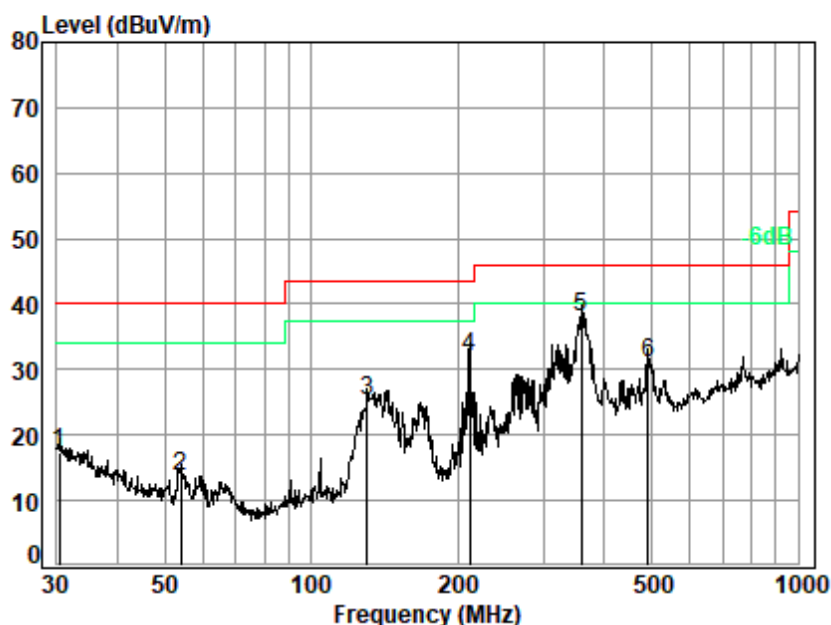
- a. For below 1GHz, the EUT was placed on the top of a rotating table 0.8 meters above the ground at a 3 meter semi-anechoic chamber. The table was rotated 360 degrees to determine the position of the highest radiation.
- b. The EUT was set 3 or 10 meters away from the interference-receiving antenna, which was mounted on the top of a variable-height antenna tower.
- c. The antenna height is varied from one meter to four meters above the ground to determine the maximum value of the field strength. Both horizontal and vertical polarizations of the antenna are set to make the measurement.
- d. For each suspected emission, the EUT was arranged to its worst case and then the antenna was tuned to heights from 1 meter to 4 meters (for the test frequency of below 30MHz, the antenna was tuned to heights 1 meter) and the rotatable table was turned from 0 degrees to 360 degrees to find the maximum reading.
- e. The test-receiver system was set to Peak Detect Function and Specified Bandwidth with Maximum Hold Mode.
- f. If the emission level of the EUT in peak mode was 10dB lower than the limit specified, then testing could be stopped and the peak values of the EUT would be reported. Otherwise the emissions that did not have 10dB margin would be re-tested one by one using quasi-peak method as specified and then reported in a data sheet.
- g. Test the EUT in the lowest channel, the middle channel, the Highest channel.
- h. The radiation measurements are performed in X, Y, Z axis positioning for Transmitting mode, and found the X axis positioning which it is the worst case.
- i. Repeat above procedures until all frequencies measured was complete.

### Remark:

1. Level= Read Level+ Cable Loss+ Antenna Factor- Preamp Factor
2. For emission below 1GHz, through the pre-scan found the worst case is the lowest channel of 802.11a. Only the worst case is recorded in the report.
3. Scan from 9kHz to 30MHz, the disturbance below 30MHz was very low. The points marked on above plots are the highest emissions could be found when testing, so only above points had been displayed. The amplitude of spurious emissions from the radiator which are attenuated more than 20dB below the limit need not be reported.



Test Mode: 02; Polarity: Horizontal



Site : chamber

Condition: 3m HORIZONTAL

Job No. : 01162TL

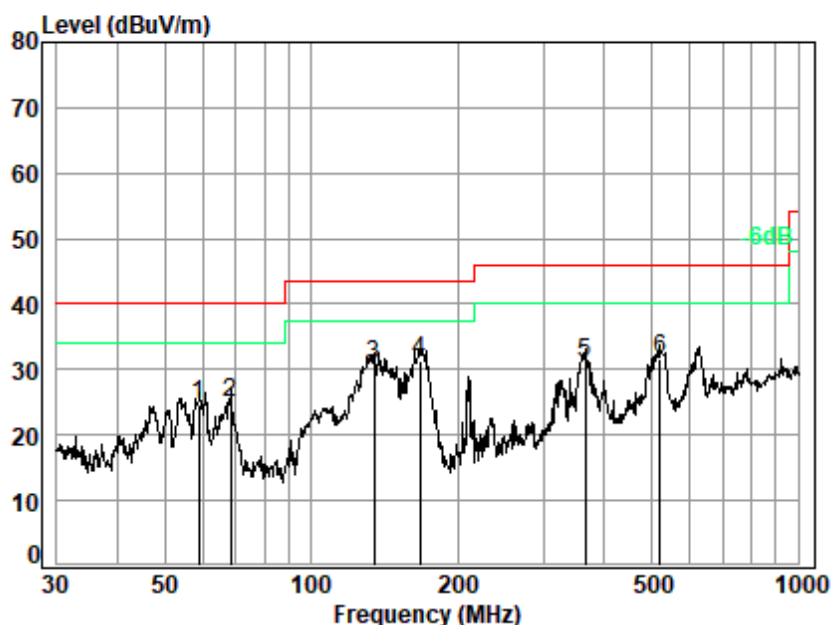
Test Mode: 02

|      | Ant    | Cable | Preamp | Read  |        | Limit  | Over  |           |
|------|--------|-------|--------|-------|--------|--------|-------|-----------|
| Freq | Factor | Loss  | Factor | Level | Level  | Line   | Limit | Remark    |
| MHz  | dB/m   | dB    | dB     | dBuV  | dBuV/m | dBuV/m | dB    |           |
| 1    | 30.32  | 21.05 | 0.64   | 27.80 | 23.59  | 17.48  | 40.00 | -22.52 QP |
| 2    | 54.07  | 12.12 | 0.87   | 27.74 | 28.34  | 13.59  | 40.00 | -26.41 QP |
| 3    | 130.38 | 11.03 | 1.35   | 27.50 | 40.29  | 25.17  | 43.50 | -18.33 QP |
| 4    | 211.53 | 14.79 | 1.78   | 27.21 | 42.62  | 31.98  | 43.50 | -11.52 QP |
| 5 q  | 359.19 | 20.20 | 2.39   | 27.15 | 42.53  | 37.97  | 46.00 | -8.03 QP  |
| 6    | 492.47 | 22.83 | 2.86   | 27.75 | 33.19  | 31.13  | 46.00 | -14.87 QP |





Test Mode: 02; Polarity: Vertical



Site : chamber  
Condition: 3m VERTICAL  
Job No. : 01162TL  
Test Mode: 02

|      | Ant    | Cable | Preamp | Read  |        | Limit  | Over  |           |
|------|--------|-------|--------|-------|--------|--------|-------|-----------|
| Freq | Factor | Loss  | Factor | Level | Level  | Line   | Limit | Remark    |
| MHz  | dB/m   | dB    | dB     | dBuV  | dBuV/m | dBuV/m | dB    |           |
| 1    | 58.82  | 11.61 | 0.91   | 27.72 | 39.76  | 24.56  | 40.00 | -15.44 QP |
| 2    | 68.39  | 10.70 | 0.98   | 27.70 | 41.04  | 25.02  | 40.00 | -14.98 QP |
| 3    | 134.56 | 11.35 | 1.38   | 27.49 | 45.40  | 30.64  | 43.50 | -12.86 QP |
| 4 q  | 167.24 | 13.15 | 1.55   | 27.37 | 43.92  | 31.25  | 43.50 | -12.25 QP |
| 5    | 365.54 | 20.31 | 2.42   | 27.18 | 35.52  | 31.07  | 46.00 | -14.93 QP |
| 6    | 520.89 | 23.31 | 2.96   | 27.88 | 33.30  | 31.69  | 46.00 | -14.31 QP |



Unless otherwise agreed in writing, this document is issued by the Company subject to its General Conditions of Service printed overleaf, available on request or accessible at <https://www.sgs.com/en/Terms-and-Conditions>. Attention is drawn to the limitation of liability, indemnification and jurisdiction issues defined therein. Any holder of this document is advised that information contained hereon reflects the Company's findings at the time of its intervention only and within the limits of Client's instructions, if any. The Company's sole responsibility is to its Client and this document does not exonerate parties to a transaction from exercising all their rights and obligations under the transaction documents. This document cannot be reproduced except in full, without prior written approval of the Company. Any unauthorized alteration, forgery or falsification of the content or appearance of this document is unlawful and offenders may be prosecuted to the fullest extent of the law. Unless otherwise stated the results shown in this test report refer only to the sample(s) tested and such sample(s) are retained for 30 days only.

Attention: To check the authenticity of testing / inspection report & certificate, please contact us at telephone: (86-755) 8307 1443, or email: [CN.Doccheck@sgs.com](mailto:CN.Doccheck@sgs.com)  
No.1 Workshop, M-10, Middle Section, Science & Technology Park, Nanshan District, Shenzhen, Guangdong, China 518057 t (86-755) 26012053 f (86-755) 26710594 www.sgs.com.cn  
中国·广东·深圳市南山区科技园中区M-10栋1号厂房 邮编: 518057 t (86-755) 26012053 f (86-755) 26710594 sgs.china@sgs.com



## 7.10 Radiated Emissions (Above 1GHz)

Test Requirement 47 CFR Part 15, Subpart C 15.209 & Subpart E 15.407(b)

Test Method: KDB 789033 D02 II G

Measurement Distance: 3m

Limit:

| Frequency(MHz)  | Field strength(microvolts/meter) | Measurement distance(meters) |
|---|----------------------------------|------------------------------|
| Above 1GHz  | 500                              | 3                            |
| <p>*(1) For transmitters operating in the 5.15-5.25 GHz band: All emissions outside of the 5.15-5.35 GHz band shall not exceed an e.i.r.p. of -27 dBm/MHz.</p> <p>(2) For transmitters operating in the 5.25-5.35 GHz band: All emissions outside of the 5.15-5.35 GHz band shall not exceed an e.i.r.p. of -27 dBm/MHz.</p> <p>(3) For transmitters operating in the 5.47-5.725 GHz band: All emissions outside of the 5.47-5.725 GHz band shall not exceed an e.i.r.p. of -27 dBm/MHz.</p> <p>(4) For transmitters operating in the 5.725-5.85 GHz band:</p> <p>(i) All emissions shall be limited to a level of -27 dBm/MHz at 75 MHz or more above or below the band edge increasing linearly to 10 dBm/MHz at 25 MHz above or below the band edge, and from 25 MHz above or below the band edge increasing linearly to a level of 15.6 dBm/MHz at 5 MHz above or below the band edge, and from 5 MHz above or below the band edge increasing linearly to a level of 27 dBm/MHz at the band edge.</p> <p>Remark: The emission limits shown in the above table are based on measurements employing a CISPR quasi-peak detector except for the frequency bands 9-90kHz, 110-490kHz and above 1000 MHz. Radiated emission limits in these three bands are based on measurements employing an average detector, the peak field strength of any emission shall not exceed the maximum permitted average limits specified above by more than 20 dB under any condition of modulation.</p> |                                  |                              |

### 7.10.1 E.U.T. Operation

Operating Environment:

Temperature: 19.8 °C

Humidity: 53.1 % RH

Atmospheric Pressure: 1020 mbar

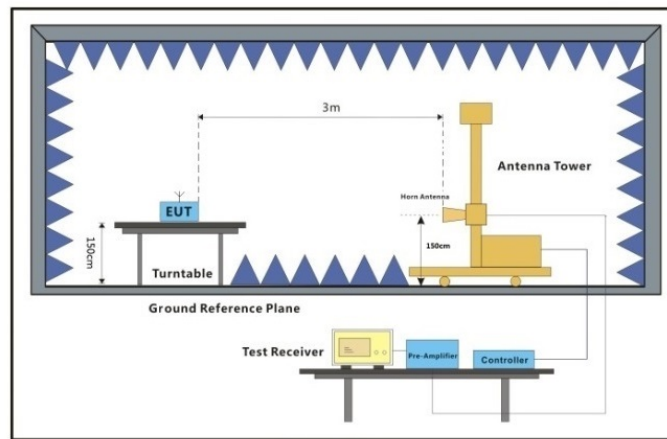
### 7.10.2 Test Mode Description

| Pre-scan / Final test | Mode Code | Description  |
|-----------------------|-----------|--|
| Final test            | 02        | TX mode (U-NII-1)_Keep the EUT in continuously transmitting mode with all modulation types. All data rates for each modulation type have been tested and found the data rate @ 6Mbps is the worst case of IEEE 802.11a; data rate @ HT0/HT8 is the worst case of IEEE 802.11n(HT20); data rate @ HT0/HT8 is the worst case of IEEE 802.11n(HT40); data rate @ VHT0 is the worst case of IEEE 802.11ac(HT80); data rate @ VHT0 is the worst case of IEEE 802.11ac(HT160); data rate @ HE0 is the worst case of IEEE 802.11ax(HT20); data rate @ HE0 is the worst case of IEEE 802.11ax(HT40); data rate @ HE0 is the worst case of IEEE 802.11ax(HT80); data rate @ HE0 is the worst case of IEEE 802.11ax(HT160). Only the data of worst case is recorded in the report. |



|            |    |   |
|------------|----|---|
| Final test | 03 | TX mode (U-NII-2A)_Keep the EUT in continuously transmitting mode with all modulation types. All data rates for each modulation type have been tested and found the data rate @ 6Mbps is the worst case of IEEE 802.11a; data rate @ HT0/HT8 is the worst case of IEEE 802.11n(HT20); data rate @ HT0/HT8 is the worst case of IEEE 802.11n(HT40); data rate @ VHT0 is the worst case of IEEE 802.11ac(HT80); data rate @ HE0 is the worst case of IEEE 802.11ax(HT20); data rate @ HE0 is the worst case of IEEE 802.11ax(HT40); data rate @ HE0 is the worst case of IEEE 802.11ax(HT80). Only the data of worst case is recorded in the report.  |
| Final test | 04 | TX mode (U-NII-2C)_Keep the EUT in continuously transmitting mode with all modulation types. All data rates for each modulation type have been tested and found the data rate @ 6Mbps is the worst case of IEEE 802.11a; data rate @ HT0/HT8 is the worst case of IEEE 802.11n(HT20); data rate @ HT0/HT8 is the worst case of IEEE 802.11n(HT40); data rate @ VHT0 is the worst case of IEEE 802.11ac(HT80); data rate @ VHT0 is the worst case of IEEE 802.11ac(HT160); data rate @ HE0 is the worst case of IEEE 802.11ax(HT20); data rate @ HE0 is the worst case of IEEE 802.11ax(HT40); data rate @ HE0 is the worst case of IEEE 802.11ax(HT80); data rate @ HE0 is the worst case of IEEE 802.11ax(HT160). Only the data of worst case is recorded in the report. |
| Final test | 05 | TX mode (U-NII-3)_Keep the EUT in continuously transmitting mode with all modulation types. All data rates for each modulation type have been tested and found the data rate @ 6Mbps is the worst case of IEEE 802.11a; data rate @ HT0/HT8 is the worst case of IEEE 802.11n(HT20); data rate @ HT0/HT8 is the worst case of IEEE 802.11n(HT40); data rate @ VHT0 is the worst case of IEEE 802.11ac(HT80); data rate @ HE0 is the worst case of IEEE 802.11ax(HT20); data rate @ HE0 is the worst case of IEEE 802.11ax(HT40); data rate @ HE0 is the worst case of IEEE 802.11ax(HT80). Only the data of worst case is recorded in the report.   |

### 7.10.3 Test Setup Diagram



Above 1GHz



## 7.10.4 Measurement Procedure and Data

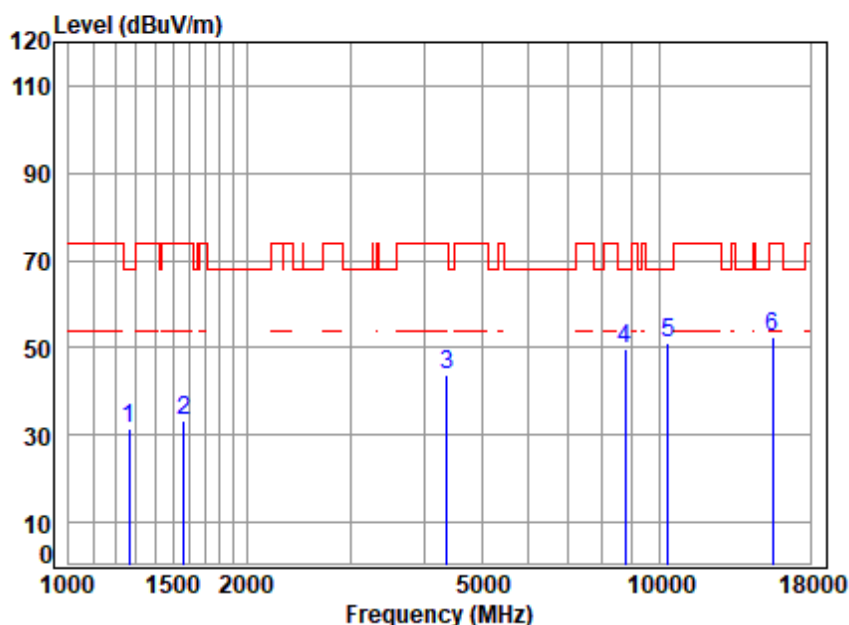
- a. For above 1GHz, the EUT was placed on the top of a rotating table 1.5 meters above the ground at a 3 meter fully-anechoic chamber. The table was rotated 360 degrees to determine the position of the highest radiation.
- b. The EUT was set 3 meters away from the interference-receiving antenna, which was mounted on the top of a variable-height antenna tower.
- c. The antenna height is varied from one meter to four meters above the ground to determine the maximum value of the field strength. Both horizontal and vertical polarizations of the antenna are set to make the measurement.
- d. For each suspected emission, the EUT was arranged to its worst case and then the antenna was tuned to heights from 1 meter to 4 meters (for the test frequency of below 30MHz, the antenna was tuned to heights 1 meter) and the rotatable table was turned from 0 degrees to 360 degrees to find the maximum reading.
- e. The test-receiver system was set to Peak Detect Function and Specified Bandwidth with Maximum Hold Mode.
- f. If the emission level of the EUT in peak mode was 10dB lower than the limit specified, then testing could be stopped and the peak values of the EUT would be reported. Otherwise the emissions that did not have 10dB margin would be re-tested one by one using peak or average method as specified and then reported in a data sheet.
- g. Test the EUT in the lowest channel, the middle channel, the Highest channel.
- h. The radiation measurements are performed in X, Y, Z axis positioning for Transmitting mode, and found the X axis positioning which it is the worst case.
- i. Repeat above procedures until all frequencies measured was complete.

### Remark:

1. Level= Read Level+ Cable Loss+ Antenna Factor- Preamp Factor
2. Scan from 18GHz to 40GHz, the disturbance above 18GHz was very low. The points marked on above plots are the highest emissions could be found when testing, so only above points had been displayed. The amplitude of spurious emissions from the radiator which are attenuated more than 20dB below the limit need not be reported.
3. As shown in this section, for frequencies above 1GHz, the field strength limits are based on average limits. However, the peak field strength of any emission shall not exceed the maximum permitted average limits specified above by more than 20 dB under any condition of modulation. For the emissions whose peak level is lower than the average limit, only the peak measurement is shown in the report.
4. The disturbance above 18GHz were very low and the harmonics were the highest point could be found when testing, so only the above harmonics had been displayed.
5. For devices with multiple operating modes, measurements on the middle channel is used to determine the worst-case mode(s). Only the worst case mode with the highest output power and the mode with the highest output power spectral density for each modulation family (e.g., OFDM and direct sequence spread spectrum) is recorded in the test report.
6. All modes and channels have been tested, only record the worst test result.



Test Mode: 02; Polarity: Horizontal; Modulation:802.11a; Bandwidth:20MHz; Channel:Low



Site : chamber  
Condition: 3m HORIZONTAL  
Job No : 01162TL  
Mode : 5180 TX RSE  
Note : 5G WIFI 11A

|   | Freq      | Cable Loss | Ant Factor | Preamp Factor | Read Level | Level  | Limit  | Over Limit | Remark |
|---|-----------|------------|------------|---------------|------------|--------|--------|------------|--------|
|   | MHz       | dB         | dB/m       | dB            | dBuV       | dBuV/m | dBuV/m | dB         |        |
| 1 | 1267.454  | 3.70       | 25.00      | 38.35         | 41.15      | 31.50  | 68.20  | -36.70     | peak   |
| 2 | 1565.191  | 4.15       | 26.94      | 38.40         | 40.48      | 33.17  | 74.00  | -40.83     | peak   |
| 3 | 4367.058  | 7.04       | 34.54      | 35.82         | 37.83      | 43.59  | 74.00  | -30.41     | peak   |
| 4 | 8764.146  | 11.51      | 36.96      | 37.37         | 38.60      | 49.70  | 68.20  | -18.50     | peak   |
| 5 | 10360.000 | 12.73      | 37.10      | 37.54         | 38.78      | 51.07  | 68.20  | -17.13     | peak   |
| 6 | 15540.000 | 14.23      | 41.10      | 37.23         | 34.54      | 52.64  | 74.00  | -21.36     | peak   |

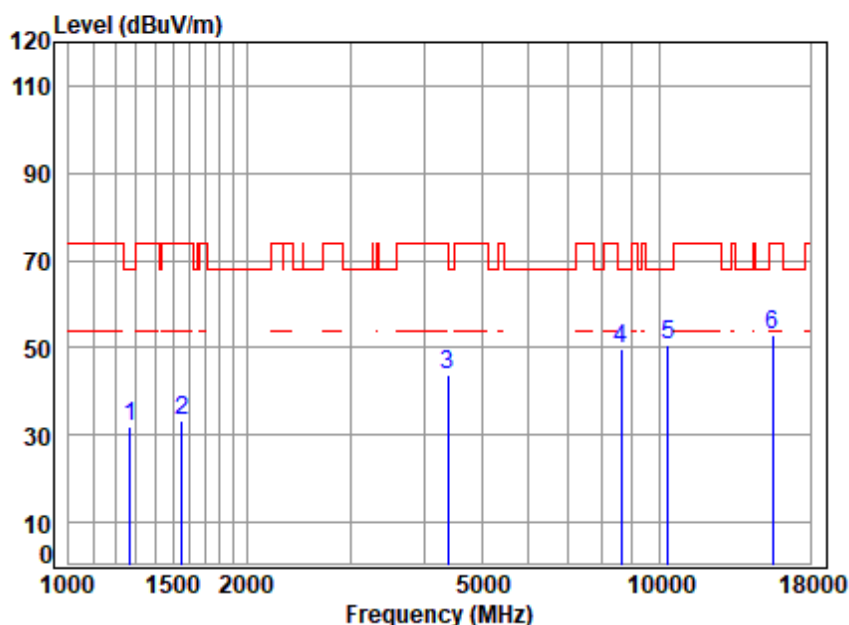


Unless otherwise agreed in writing, this document is issued by the Company subject to its General Conditions of Service printed overleaf, available on request or accessible at <https://www.sgs.com/en/Terms-and-Conditions>. Attention is drawn to the limitation of liability, indemnification and jurisdiction issues defined therein. Any holder of this document is advised that information contained hereon reflects the Company's findings at the time of its intervention only and within the limits of Client's instructions, if any. The Company's sole responsibility is to its Client and this document does not exonerate parties to a transaction from exercising all their rights and obligations under the transaction documents. This document cannot be reproduced except in full, without prior written approval of the Company. Any unauthorized alteration, forgery or falsification of the content or appearance of this document is unlawful and offenders may be prosecuted to the fullest extent of the law. Unless otherwise stated the results shown in this test report refer only to the sample(s) tested and such sample(s) are retained for 30 days only.

Attention: To check the authenticity of testing /inspection report & certificate, please contact us at telephone: (86-755) 8307 1443, or email: [CN.Doccheck@sgs.com](mailto:CN.Doccheck@sgs.com)  
No.1 Workshop, M-10, Middle Section, Science & Technology Park, Nanshan District, Shenzhen, Guangdong, China 518057 t (86-755) 26012053 f (86-755) 26710594 www.sgs.com.cn  
中国·广东·深圳市南山区科技园中区M-10栋1号厂房 邮编: 518057 t (86-755) 26012053 f (86-755) 26710594 sgs.china@sgs.com



Test Mode: 02; Polarity: Vertical; Modulation:802.11a; Bandwidth:20MHz; Channel:Low



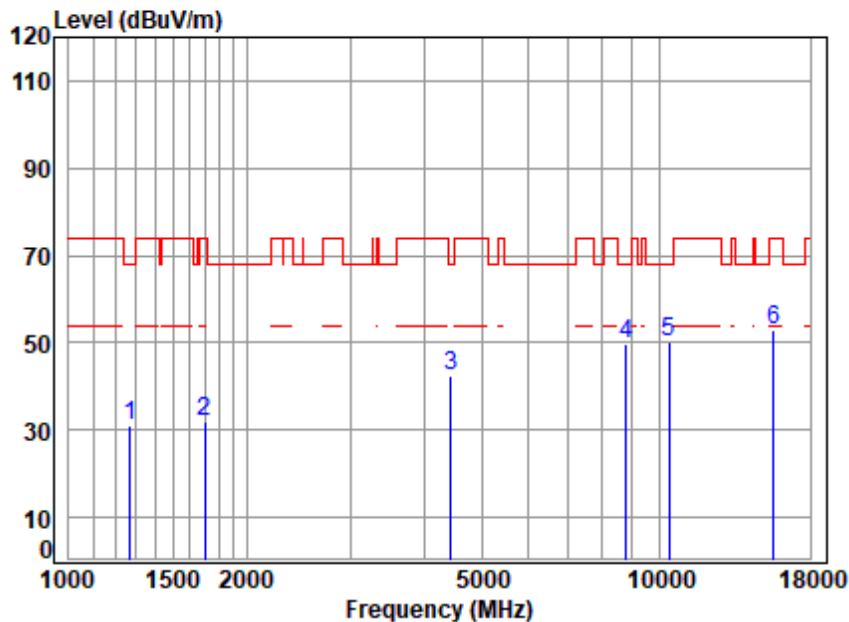
Site : chamber  
Condition: 3m VERTICAL  
Job No : 01162TL  
Mode : 5180 TX RSE  
Note : 5G WIFI 11A

|   | Freq      | Cable Loss | Ant Factor | Preamp Factor | Read Level | Level  | Limit  | Over Limit | Remark |
|---|-----------|------------|------------|---------------|------------|--------|--------|------------|--------|
|   | MHz       | dB         | dB/m       | dB            | dBuV       | dBuV/m | dBuV/m | dB         |        |
| 1 | 1271.123  | 3.71       | 24.97      | 38.35         | 41.53      | 31.86  | 68.20  | -36.34     | peak   |
| 2 | 1556.169  | 4.14       | 26.98      | 38.40         | 40.45      | 33.17  | 74.00  | -40.83     | peak   |
| 3 | 4379.699  | 7.04       | 34.64      | 35.81         | 37.90      | 43.77  | 74.00  | -30.23     | peak   |
| 4 | 8613.468  | 11.24      | 36.90      | 37.22         | 39.03      | 49.95  | 68.20  | -18.25     | peak   |
| 5 | 10360.000 | 12.73      | 37.10      | 37.54         | 38.21      | 50.50  | 68.20  | -17.70     | peak   |
| 6 | 15540.000 | 14.23      | 41.10      | 37.23         | 35.01      | 53.11  | 74.00  | -20.89     | peak   |





Test Mode: 02; Polarity: Horizontal; Modulation:802.11a; Bandwidth:20MHz; Channel:middle

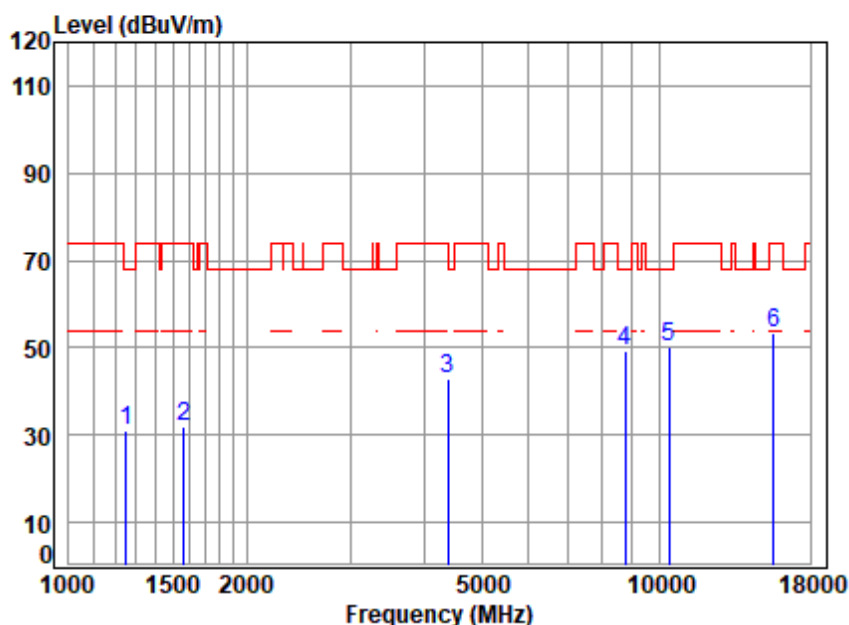


Site : chamber  
Condition: 3m HORIZONTAL  
Job No : 01162TL  
Mode : 5200 TX RSE  
Note : 5G WIFI 11A

|   | Freq      | Cable Loss | Ant Factor | Preamp Factor | Read Level | Level  | Limit Line | Over Limit | Remark |
|---|-----------|------------|------------|---------------|------------|--------|------------|------------|--------|
|   | MHz       | dB         | dB/m       | dB            | dBuV       | dBuV/m | dBuV/m     | dB         |        |
| 1 | 1271.123  | 3.71       | 24.97      | 38.35         | 40.77      | 31.10  | 68.20      | -37.10     | peak   |
| 2 | 1702.042  | 4.33       | 26.22      | 38.42         | 39.93      | 32.06  | 74.00      | -41.94     | peak   |
| 3 | 4430.628  | 7.08       | 34.43      | 35.77         | 36.85      | 42.59  | 68.20      | -25.61     | peak   |
| 4 | 8789.516  | 11.55      | 37.06      | 37.40         | 38.36      | 49.57  | 68.20      | -18.63     | peak   |
| 5 | 10400.000 | 12.74      | 37.10      | 37.56         | 37.82      | 50.10  | 68.20      | -18.10     | peak   |
| 6 | 15600.000 | 14.25      | 41.10      | 37.26         | 34.85      | 52.94  | 74.00      | -21.06     | peak   |



Test Mode: 02; Polarity: Vertical; Modulation:802.11a; Bandwidth:20MHz; Channel:middle

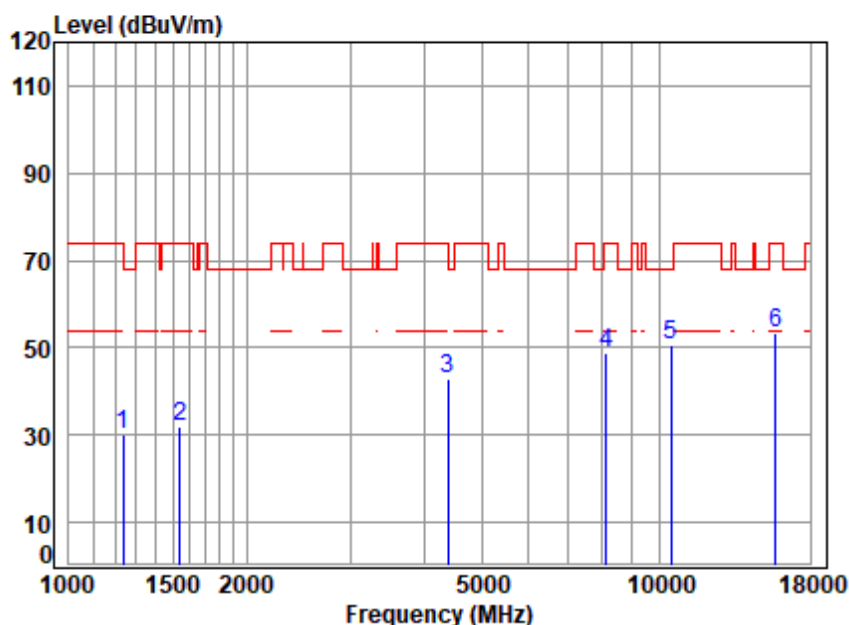


Site : chamber  
Condition: 3m VERTICAL  
Job No : 01162TL  
Mode : 5200 TX RSE  
Note : 5G WIFI 11A

|   | Freq      | Cable Loss | Ant Factor | Preamp Factor | Read Level | Level  | Limit  | Over   | Remark |
|---|-----------|------------|------------|---------------|------------|--------|--------|--------|--------|
|   | MHz       | dB         | dB/m       | dB            | dBuV       | dBuV/m | dBuV/m | dB     |        |
| 1 | 1252.885  | 3.67       | 25.08      | 38.35         | 40.73      | 31.13  | 68.20  | -37.07 | peak   |
| 2 | 1565.191  | 4.15       | 26.94      | 38.40         | 39.39      | 32.08  | 74.00  | -41.92 | peak   |
| 3 | 4379.699  | 7.04       | 34.64      | 35.81         | 37.18      | 43.05  | 74.00  | -30.95 | peak   |
| 4 | 8764.146  | 11.51      | 36.96      | 37.37         | 38.28      | 49.38  | 68.20  | -18.82 | peak   |
| 5 | 10400.000 | 12.74      | 37.10      | 37.56         | 38.04      | 50.32  | 68.20  | -17.88 | peak   |
| 6 | 15600.000 | 14.25      | 41.10      | 37.26         | 35.19      | 53.28  | 74.00  | -20.72 | peak   |



Test Mode: 02; Polarity: Horizontal; Modulation:802.11a; Bandwidth:20MHz; Channel:High

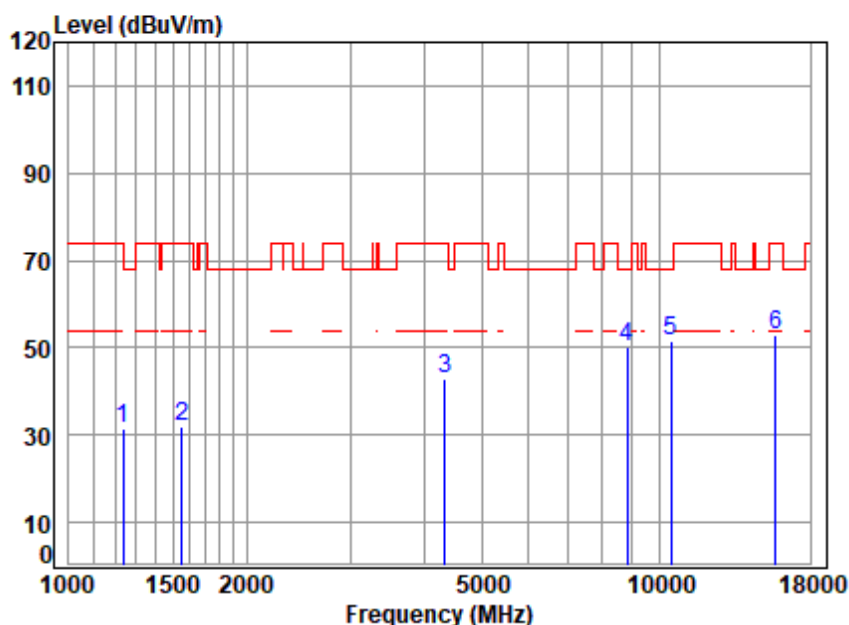


Site : chamber  
Condition: 3m HORIZONTAL  
Job No : 01162TL  
Mode : 5240 TX RSE  
Note : 5G WIFI 11A

|   | Freq      | Cable Loss | Ant Factor | Preamp Factor | Read Level | Level  | Limit Line | Over Limit | Remark |
|---|-----------|------------|------------|---------------|------------|--------|------------|------------|--------|
|   | MHz       | dB         | dB/m       | dB            | dBuV       | dBuV/m | dBuV/m     | dB         |        |
| 1 | 1238.483  | 3.65       | 24.94      | 38.35         | 39.88      | 30.12  | 74.00      | -43.88     | peak   |
| 2 | 1542.733  | 4.12       | 26.97      | 38.39         | 39.26      | 31.96  | 74.00      | -42.04     | peak   |
| 3 | 4392.376  | 7.05       | 34.74      | 35.80         | 37.05      | 43.04  | 74.00      | -30.96     | peak   |
| 4 | 8129.664  | 10.35      | 36.50      | 36.70         | 38.88      | 49.03  | 74.00      | -24.97     | peak   |
| 5 | 10480.000 | 12.76      | 37.26      | 37.60         | 38.20      | 50.62  | 68.20      | -17.58     | peak   |
| 6 | 15720.000 | 14.29      | 41.22      | 37.31         | 35.27      | 53.47  | 74.00      | -20.53     | peak   |



Test Mode: 02; Polarity: Vertical; Modulation:802.11a; Bandwidth:20MHz; Channel:High



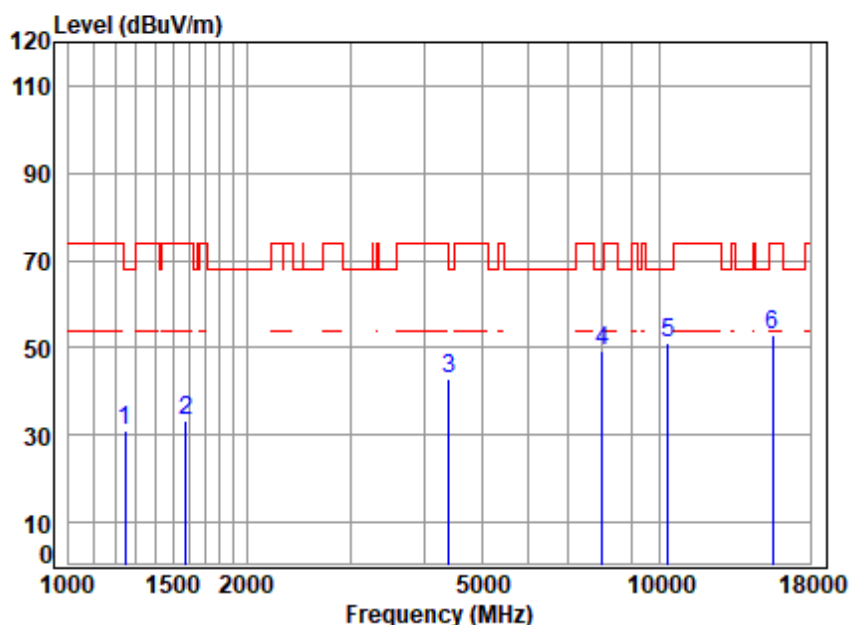
Site : chamber  
 Condition: 3m VERTICAL  
 Job No : 01162TL  
 Mode : 5240 TX RSE  
 Note : 5G WIFI 11A

|   | Freq      | Cable Loss | Ant Factor | Preamp Factor | Read Level | Level  | Limit Line | Over Limit | Remark |
|---|-----------|------------|------------|---------------|------------|--------|------------|------------|--------|
|   | MHz       | dB         | dB/m       | dB            | dBuV       | dBuV/m | dBuV/m     | dB         |        |
| 1 | 1234.909  | 3.64       | 24.89      | 38.35         | 41.44      | 31.62  | 74.00      | -42.38     | peak   |
| 2 | 1551.677  | 4.13       | 26.99      | 38.40         | 39.16      | 31.88  | 74.00      | -42.12     | peak   |
| 3 | 4329.354  | 7.01       | 34.23      | 35.85         | 37.55      | 42.94  | 74.00      | -31.06     | peak   |
| 4 | 8814.957  | 11.60      | 37.13      | 37.42         | 39.08      | 50.39  | 68.20      | -17.81     | peak   |
| 5 | 10480.000 | 12.76      | 37.26      | 37.60         | 39.32      | 51.74  | 68.20      | -16.46     | peak   |
| 6 | 15720.000 | 14.29      | 41.22      | 37.31         | 34.76      | 52.96  | 74.00      | -21.04     | peak   |





Test Mode: 02; Polarity: Horizontal; Modulation:802.11ac; Bandwidth:20MHz; Channel:Low

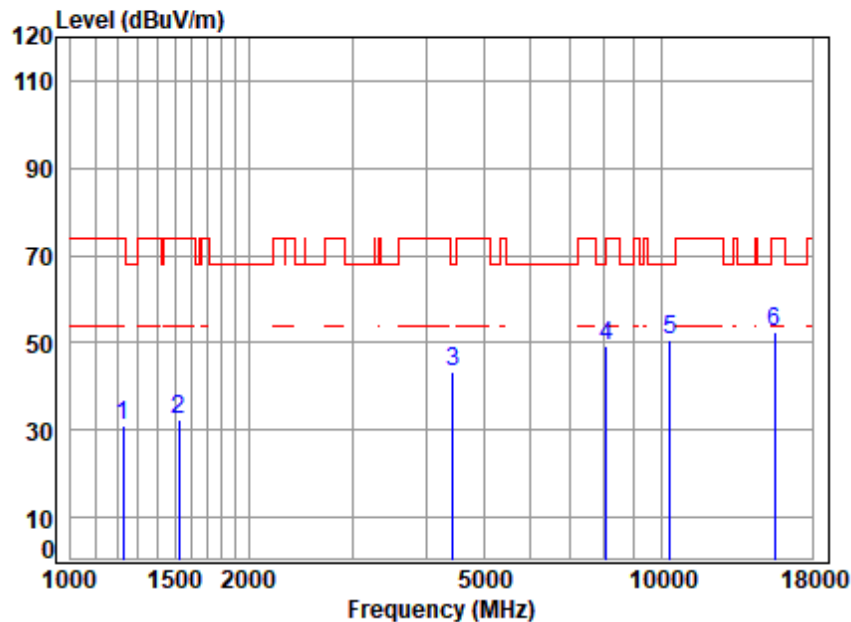


Site : chamber  
Condition: 3m HORIZONTAL  
Job No : 01162TL  
Mode : 5180 TX RSE  
Note : 5G WIFI 11AC20

|   | Freq      | Cable Loss | Ant Factor | Preamp Factor | Read Level | Level  | Limit  | Over Limit | Remark |
|---|-----------|------------|------------|---------------|------------|--------|--------|------------|--------|
|   | MHz       | dB         | dB/m       | dB            | dBuV       | dBuV/m | dBuV/m | dB         |        |
| 1 | 1245.663  | 3.66       | 25.04      | 38.35         | 40.79      | 31.14  | 68.20  | -37.06     | peak   |
| 2 | 1578.822  | 4.17       | 26.88      | 38.40         | 40.72      | 33.37  | 74.00  | -40.63     | peak   |
| 3 | 4405.090  | 7.06       | 34.74      | 35.79         | 36.87      | 42.88  | 68.20  | -25.32     | peak   |
| 4 | 8013.020  | 10.13      | 36.40      | 36.57         | 39.36      | 49.32  | 68.20  | -18.88     | peak   |
| 5 | 10360.000 | 12.73      | 37.10      | 37.54         | 38.59      | 50.88  | 68.20  | -17.32     | peak   |
| 6 | 15540.000 | 14.23      | 41.10      | 37.23         | 34.94      | 53.04  | 74.00  | -20.96     | peak   |



Test Mode: 02; Polarity: Vertical; Modulation:802.11ac; Bandwidth:20MHz; Channel:Low

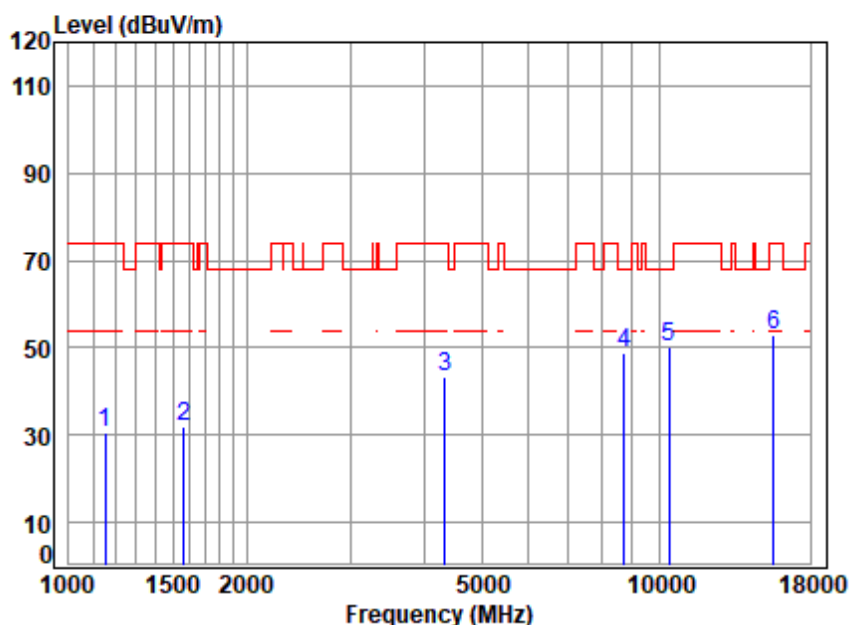


Site : chamber  
Condition: 3m VERTICAL  
Job No : 01162TL  
Mode : 5180 TX RSE  
Note : 5G WIFI 11AC20

|   | Freq      | Cable Loss | Ant Factor | Preamp Factor | Read Level | Level  | Limit Line | Over Limit | Remark |
|---|-----------|------------|------------|---------------|------------|--------|------------|------------|--------|
|   | MHz       | dB         | dB/m       | dB            | dBuV       | dBuV/m | dBuV/m     | dB         |        |
| 1 | 1227.791  | 3.63       | 24.79      | 38.34         | 40.89      | 30.97  | 74.00      | -43.03     | peak   |
| 2 | 1525.000  | 4.10       | 26.90      | 38.39         | 39.77      | 32.38  | 74.00      | -41.62     | peak   |
| 3 | 4443.453  | 7.09       | 34.28      | 35.77         | 37.75      | 43.35  | 68.20      | -24.85     | peak   |
| 4 | 8082.804  | 10.26      | 36.47      | 36.65         | 39.41      | 49.49  | 74.00      | -24.51     | peak   |
| 5 | 10360.000 | 12.73      | 37.10      | 37.54         | 38.22      | 50.51  | 68.20      | -17.69     | peak   |
| 6 | 15540.000 | 14.23      | 41.10      | 37.23         | 34.54      | 52.64  | 74.00      | -21.36     | peak   |



Test Mode: 02; Polarity: Horizontal; Modulation:802.11ac; Bandwidth:20MHz; Channel:middle

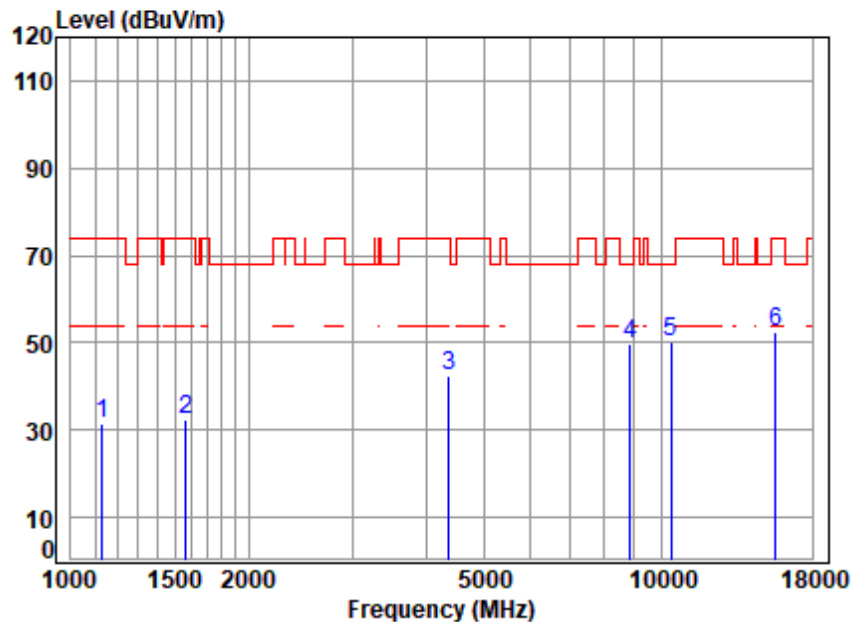


Site : chamber  
Condition: 3m HORIZONTAL  
Job No : 01162TL  
Mode : 5200 TX RSE  
Note : 5G WIFI 11AC20

|   | Freq      | Cable Loss | Ant Factor | Preamp Factor | Read Level | Level  | Limit Line | Over Limit | Remark |
|---|-----------|------------|------------|---------------|------------|--------|------------|------------|--------|
|   | MHz       | dB         | dB/m       | dB            | dBuV       | dBuV/m | dBuV/m     | dB         |        |
| 1 | 1152.148  | 3.49       | 23.92      | 38.33         | 41.27      | 30.35  | 74.00      | -43.65     | peak   |
| 2 | 1565.191  | 4.15       | 26.94      | 38.40         | 39.30      | 31.99  | 74.00      | -42.01     | peak   |
| 3 | 4341.886  | 7.02       | 34.34      | 35.84         | 37.79      | 43.31  | 74.00      | -30.69     | peak   |
| 4 | 8713.630  | 11.42      | 36.90      | 37.32         | 37.90      | 48.90  | 68.20      | -19.30     | peak   |
| 5 | 10400.000 | 12.74      | 37.10      | 37.56         | 37.84      | 50.12  | 68.20      | -18.08     | peak   |
| 6 | 15600.000 | 14.25      | 41.10      | 37.26         | 34.80      | 52.89  | 74.00      | -21.11     | peak   |



Test Mode: 02; Polarity: Vertical; Modulation:802.11ac; Bandwidth:20MHz; Channel:middle



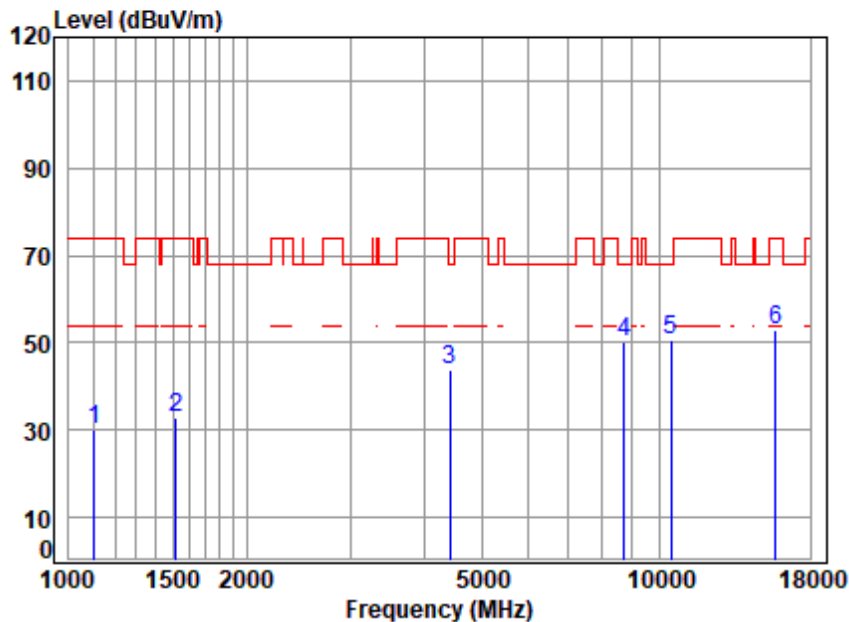
Site : chamber  
 Condition: 3m VERTICAL  
 Job No : 01162TL  
 Mode : 5200 TX RSE  
 Note : 5G WIFI 11AC20

|   | Freq      | Cable Loss | Ant Factor | Preamp Factor | Read Level | Level  | Limit Line | Over Limit | Remark |
|---|-----------|------------|------------|---------------|------------|--------|------------|------------|--------|
|   | MHz       | dB         | dB/m       | dB            | dBuV       | dBuV/m | dBuV/m     | dB         |        |
| 1 | 1129.072  | 3.45       | 23.82      | 38.33         | 42.43      | 31.37  | 74.00      | -42.63     | peak   |
| 2 | 1569.721  | 4.16       | 26.92      | 38.40         | 39.71      | 32.39  | 74.00      | -41.61     | peak   |
| 3 | 4367.058  | 7.04       | 34.54      | 35.82         | 36.82      | 42.58  | 74.00      | -31.42     | peak   |
| 4 | 8866.062  | 11.69      | 37.20      | 37.48         | 38.48      | 49.89  | 68.20      | -18.31     | peak   |
| 5 | 10400.000 | 12.74      | 37.10      | 37.56         | 37.89      | 50.17  | 68.20      | -18.03     | peak   |
| 6 | 15600.000 | 14.25      | 41.10      | 37.26         | 34.53      | 52.62  | 74.00      | -21.38     | peak   |





Test Mode: 02; Polarity: Horizontal; Modulation:802.11ac; Bandwidth:20MHz; Channel:High

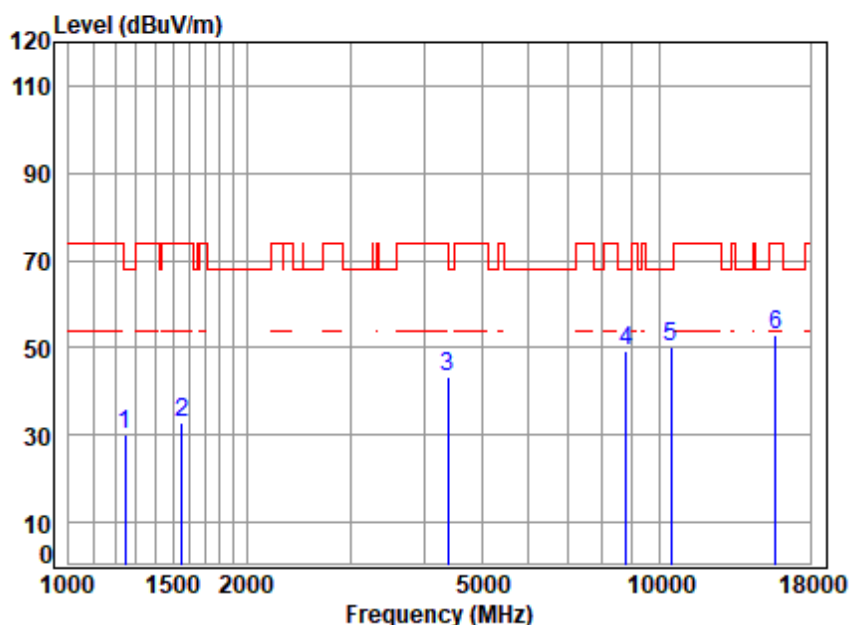


Site : chamber  
 Condition: 3m HORIZONTAL  
 Job No : 01162TL  
 Mode : 5240 TX RSE  
 Note : 5G WIFI 11AC20

|   | Freq      | Cable Loss | Ant Factor | Preamp Factor | Read Level | Level  | Limit  | Over Limit | Remark |
|---|-----------|------------|------------|---------------|------------|--------|--------|------------|--------|
|   | MHz       | dB         | dB/m       | dB            | dBuV       | dBuV/m | dBuV/m | dB         |        |
| 1 | 1106.457  | 3.41       | 23.73      | 38.32         | 41.38      | 30.20  | 74.00  | -43.80     | peak   |
| 2 | 1516.210  | 4.08       | 26.86      | 38.39         | 40.36      | 32.91  | 74.00  | -41.09     | peak   |
| 3 | 4417.841  | 7.07       | 34.59      | 35.78         | 37.70      | 43.58  | 68.20  | -24.62     | peak   |
| 4 | 8713.630  | 11.42      | 36.90      | 37.32         | 39.08      | 50.08  | 68.20  | -18.12     | peak   |
| 5 | 10480.000 | 12.76      | 37.26      | 37.60         | 38.17      | 50.59  | 68.20  | -17.61     | peak   |
| 6 | 15720.000 | 14.29      | 41.22      | 37.31         | 34.65      | 52.85  | 74.00  | -21.15     | peak   |



Test Mode: 02; Polarity: Vertical; Modulation:802.11ac; Bandwidth:20MHz; Channel:High

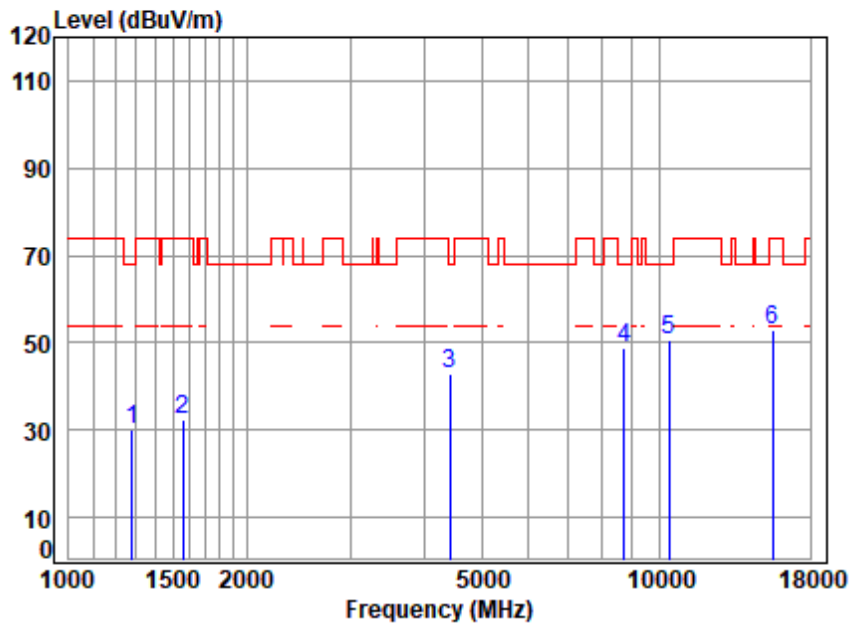


Site : chamber  
Condition: 3m VERTICAL  
Job No : 01162TL  
Mode : 5240 TX RSE  
Note : 5G WIFI 11AC20

|   | Freq      | Cable Loss | Ant Factor | Preamp Factor | Read Level | Level  | Limit  | Over Limit | Remark |
|---|-----------|------------|------------|---------------|------------|--------|--------|------------|--------|
|   | MHz       | dB         | dB/m       | dB            | dBuV       | dBuV/m | dBuV/m | dB         |        |
| 1 | 1245.663  | 3.66       | 25.04      | 38.35         | 39.85      | 30.20  | 68.20  | -38.00     | peak   |
| 2 | 1556.169  | 4.14       | 26.98      | 38.40         | 40.32      | 33.04  | 74.00  | -40.96     | peak   |
| 3 | 4379.699  | 7.04       | 34.64      | 35.81         | 37.64      | 43.51  | 74.00  | -30.49     | peak   |
| 4 | 8789.516  | 11.55      | 37.06      | 37.40         | 37.99      | 49.20  | 68.20  | -19.00     | peak   |
| 5 | 10480.000 | 12.76      | 37.26      | 37.60         | 37.97      | 50.39  | 68.20  | -17.81     | peak   |
| 6 | 15720.000 | 14.29      | 41.22      | 37.31         | 34.54      | 52.74  | 74.00  | -21.26     | peak   |



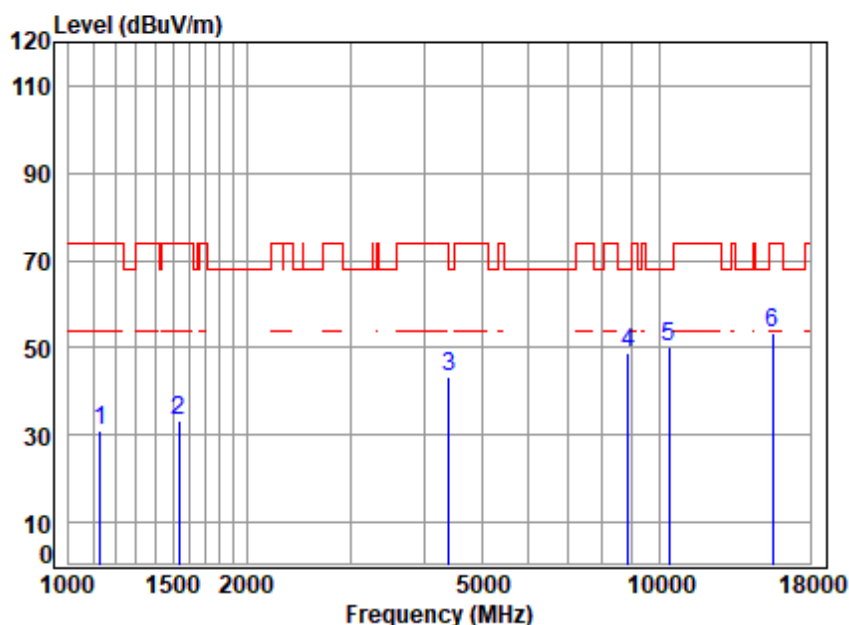
Test Mode: 02; Polarity: Horizontal; Modulation:802.11ac; Bandwidth:40MHz; Channel:Low



Site : chamber  
Condition: 3m HORIZONTAL  
Job No : 01162TL  
Mode : 5190 TX RSE  
Note : 5G WIFI 11AC40

|   | Freq      | Cable Loss | Ant Factor | Preamp Factor | Read Level | Level  | Limit Line | Over Limit | Remark |
|---|-----------|------------|------------|---------------|------------|--------|------------|------------|--------|
|   | MHz       | dB         | dB/m       | dB            | dBuV       | dBuV/m | dBuV/m     | dB         |        |
| 1 | 1282.193  | 3.72       | 24.91      | 38.35         | 40.00      | 30.28  | 68.20      | -37.92     | peak   |
| 2 | 1560.673  | 4.15       | 26.96      | 38.40         | 39.58      | 32.29  | 74.00      | -41.71     | peak   |
| 3 | 4417.841  | 7.07       | 34.59      | 35.78         | 36.97      | 42.85  | 68.20      | -25.35     | peak   |
| 4 | 8713.630  | 11.42      | 36.90      | 37.32         | 37.95      | 48.95  | 68.20      | -19.25     | peak   |
| 5 | 10380.000 | 12.74      | 37.10      | 37.55         | 38.25      | 50.54  | 68.20      | -17.66     | peak   |
| 6 | 15570.000 | 14.24      | 41.10      | 37.25         | 35.04      | 53.13  | 74.00      | -20.87     | peak   |

Test Mode: 02; Polarity: Vertical; Modulation:802.11ac; Bandwidth:40MHz; Channel:Low



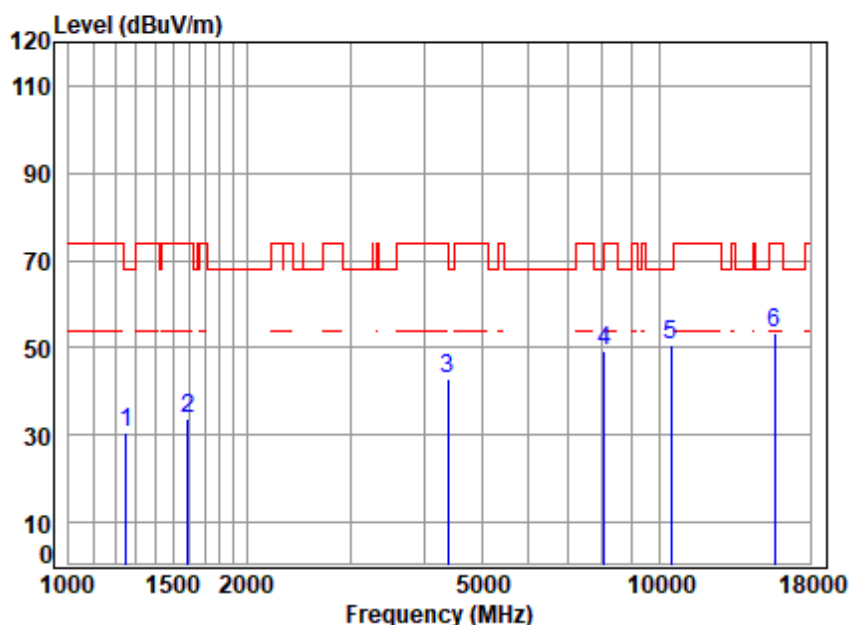
Site : chamber  
Condition: 3m VERTICAL  
Job No : 01162TL  
Mode : 5190 TX RSE  
Note : 5G WIFI 11AC40

|   | Freq      | Cable Loss | Ant Factor | Preamp Factor | Read Level | Level  | Limit  | Over   | Remark |
|---|-----------|------------|------------|---------------|------------|--------|--------|--------|--------|
|   | MHz       | dB         | dB/m       | dB            | dBuV       | dBuV/m | dBuV/m | dB     |        |
| 1 | 1132.340  | 3.46       | 23.83      | 38.33         | 41.90      | 30.86  | 74.00  | -43.14 | peak   |
| 2 | 1533.841  | 4.11       | 26.94      | 38.39         | 40.51      | 33.17  | 74.00  | -40.83 | peak   |
| 3 | 4405.090  | 7.06       | 34.74      | 35.79         | 37.24      | 43.25  | 68.20  | -24.95 | peak   |
| 4 | 8840.473  | 11.64      | 37.18      | 37.45         | 37.65      | 49.02  | 68.20  | -19.18 | peak   |
| 5 | 10380.000 | 12.74      | 37.10      | 37.55         | 38.10      | 50.39  | 68.20  | -17.81 | peak   |
| 6 | 15570.000 | 14.24      | 41.10      | 37.25         | 35.14      | 53.23  | 74.00  | -20.77 | peak   |





Test Mode: 02; Polarity: Horizontal; Modulation:802.11ac; Bandwidth:40MHz; Channel:High

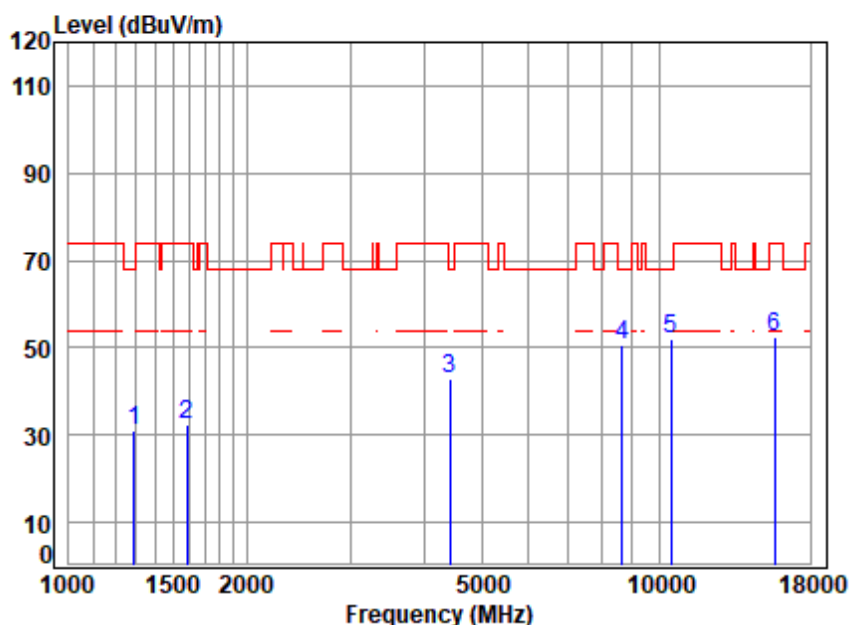


Site : chamber  
 Condition: 3m HORIZONTAL  
 Job No : 01162TL  
 Mode : 5230 TX RSE  
 Note : 5G WIFI 11AC40

|   | Freq      | Cable Loss | Ant Factor | Preamp Factor | Read Level | Level  | Limit  | Over Limit | Remark |
|---|-----------|------------|------------|---------------|------------|--------|--------|------------|--------|
|   | MHz       | dB         | dB/m       | dB            | dBuV       | dBuV/m | dBuV/m | dB         |        |
| 1 | 1249.269  | 3.67       | 25.09      | 38.35         | 40.10      | 30.51  | 68.20  | -37.69     | peak   |
| 2 | 1592.571  | 4.19       | 26.83      | 38.40         | 41.11      | 33.73  | 74.00  | -40.27     | peak   |
| 3 | 4379.699  | 7.04       | 34.64      | 35.81         | 36.83      | 42.70  | 74.00  | -31.30     | peak   |
| 4 | 8082.804  | 10.26      | 36.47      | 36.65         | 39.25      | 49.33  | 74.00  | -24.67     | peak   |
| 5 | 10460.000 | 12.76      | 37.22      | 37.59         | 38.29      | 50.68  | 68.20  | -17.52     | peak   |
| 6 | 15690.000 | 14.28      | 41.19      | 37.30         | 35.41      | 53.58  | 74.00  | -20.42     | peak   |



Test Mode: 02; Polarity: Vertical; Modulation:802.11ac; Bandwidth:40MHz; Channel:High

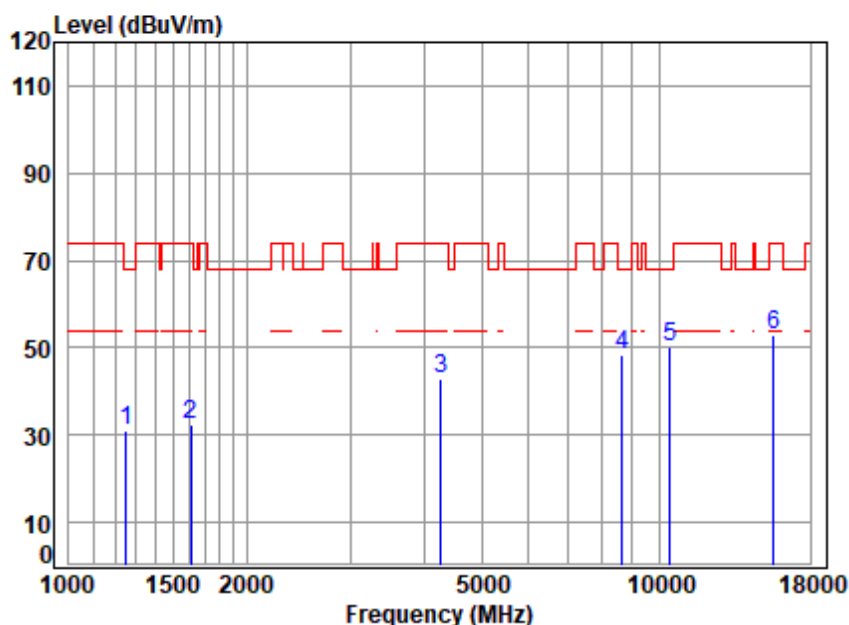


Site : chamber  
Condition: 3m VERTICAL  
Job No : 01162TL  
Mode : 5230 TX RSE  
Note : 5G WIFI 11AC40

|   | Freq      | Cable Loss | Ant Factor | Preamp Factor | Read Level | Level  | Limit Line | Over Limit | Remark |
|---|-----------|------------|------------|---------------|------------|--------|------------|------------|--------|
|   | MHz       | dB         | dB/m       | dB            | dBuV       | dBuV/m | dBuV/m     | dB         |        |
| 1 | 1289.627  | 3.74       | 24.86      | 38.36         | 40.80      | 31.04  | 68.20      | -37.16     | peak   |
| 2 | 1583.392  | 4.18       | 26.87      | 38.40         | 39.53      | 32.18  | 74.00      | -41.82     | peak   |
| 3 | 4417.841  | 7.07       | 34.59      | 35.78         | 37.18      | 43.06  | 68.20      | -25.14     | peak   |
| 4 | 8638.399  | 11.29      | 36.90      | 37.24         | 39.53      | 50.48  | 68.20      | -17.72     | peak   |
| 5 | 10460.000 | 12.76      | 37.22      | 37.59         | 39.52      | 51.91  | 68.20      | -16.29     | peak   |
| 6 | 15690.000 | 14.28      | 41.19      | 37.30         | 34.35      | 52.52  | 74.00      | -21.48     | peak   |



Test Mode: 02; Polarity: Horizontal; Modulation:802.11ac; Bandwidth:80MHz; Channel:middle

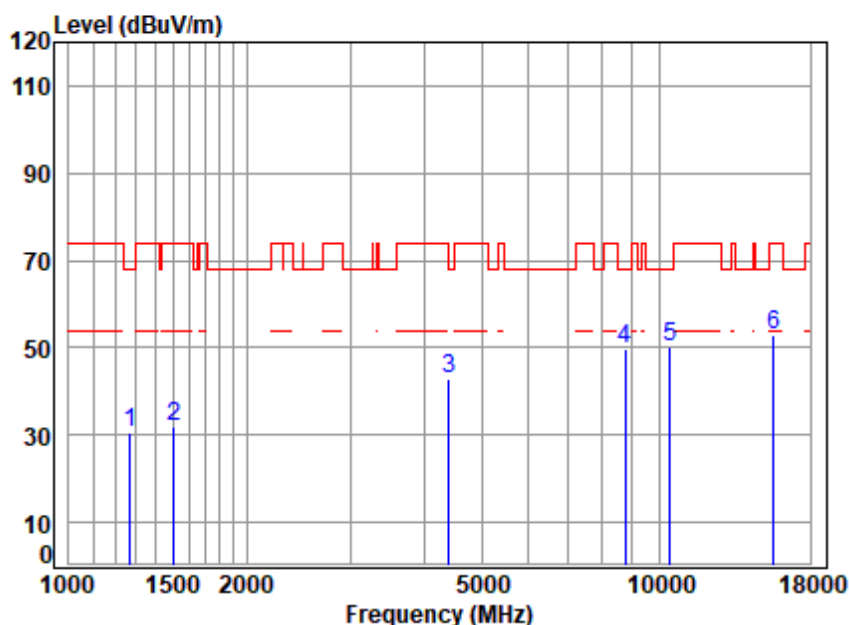


Site : chamber  
Condition: 3m HORIZONTAL  
Job No : 01162TL  
Mode : 5210 TX RSE  
Note : 5G WIFI 11AC80

|   | Freq      | Cable Loss | Ant Factor | Preamp Factor | Read Level | Level  | Limit  | Over   | Remark |
|---|-----------|------------|------------|---------------|------------|--------|--------|--------|--------|
|   | MHz       | dB         | dB/m       | dB            | dBuV       | dBuV/m | dBuV/m | dB     |        |
| 1 | 1252.885  | 3.67       | 25.08      | 38.35         | 40.49      | 30.89  | 68.20  | -37.31 | peak   |
| 2 | 1611.091  | 4.22       | 26.69      | 38.40         | 39.83      | 32.34  | 74.00  | -41.66 | peak   |
| 3 | 4267.237  | 6.97       | 33.87      | 35.89         | 38.13      | 43.08  | 74.00  | -30.92 | peak   |
| 4 | 8663.404  | 11.33      | 36.90      | 37.27         | 37.41      | 48.37  | 68.20  | -19.83 | peak   |
| 5 | 10420.000 | 12.75      | 37.14      | 37.57         | 38.05      | 50.37  | 68.20  | -17.83 | peak   |
| 6 | 15630.000 | 14.26      | 41.13      | 37.27         | 34.83      | 52.95  | 74.00  | -21.05 | peak   |



Test Mode: 02; Polarity: Vertical; Modulation:802.11ac; Bandwidth:80MHz; Channel:middle



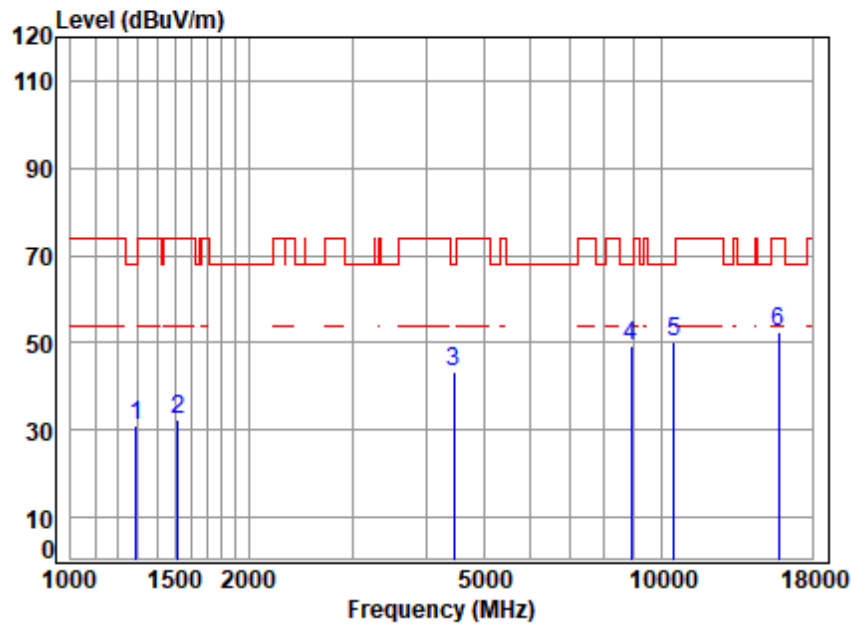
Site : chamber  
Condition: 3m VERTICAL  
Job No : 01162TL  
Mode : 5210 TX RSE  
Note : 5G WIFI 11AC80

|   | Freq      | Cable Loss | Ant Factor | Preamp Factor | Read Level | Level  | Limit  | Over   | Remark |
|---|-----------|------------|------------|---------------|------------|--------|--------|--------|--------|
|   | MHz       | dB         | dB/m       | dB            | dBuV       | dBuV/m | dBuV/m | dB     |        |
| 1 | 1271.123  | 3.71       | 24.97      | 38.35         | 40.11      | 30.44  | 68.20  | -37.76 | peak   |
| 2 | 1507.470  | 4.07       | 26.83      | 38.39         | 39.55      | 32.06  | 74.00  | -41.94 | peak   |
| 3 | 4405.090  | 7.06       | 34.74      | 35.79         | 36.78      | 42.79  | 68.20  | -25.41 | peak   |
| 4 | 8764.146  | 11.51      | 36.96      | 37.37         | 38.66      | 49.76  | 68.20  | -18.44 | peak   |
| 5 | 10420.000 | 12.75      | 37.14      | 37.57         | 38.09      | 50.41  | 68.20  | -17.79 | peak   |
| 6 | 15630.000 | 14.26      | 41.13      | 37.27         | 34.86      | 52.98  | 74.00  | -21.02 | peak   |





Test Mode: 03; Polarity: Horizontal; Modulation:802.11a; Bandwidth:20MHz; Channel:Low

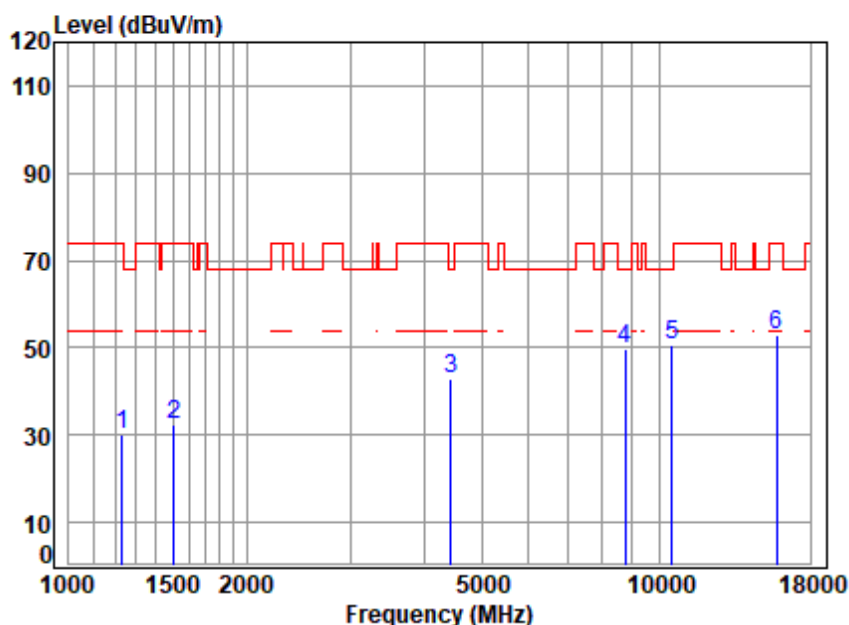


Site : chamber  
 Condition: 3m HORIZONTAL  
 Job No : 01162TL  
 Mode : 5260 TX RSE  
 Note : 5G WIFI 11A

|   | Freq      | Cable Loss | Ant Factor | Preamp Factor | Read Level | Level  | Limit Line | Over Limit | Remark |
|---|-----------|------------|------------|---------------|------------|--------|------------|------------|--------|
|   | MHz       | dB         | dB/m       | dB            | dBuV       | dBuV/m | dBuV/m     | dB         |        |
| 1 | 1289.627  | 3.74       | 24.86      | 38.36         | 40.69      | 30.93  | 68.20      | -37.27     | peak   |
| 2 | 1520.598  | 4.09       | 26.88      | 38.39         | 39.98      | 32.56  | 74.00      | -41.44     | peak   |
| 3 | 4456.315  | 7.09       | 34.12      | 35.76         | 37.82      | 43.27  | 68.20      | -24.93     | peak   |
| 4 | 8891.725  | 11.73      | 37.20      | 37.50         | 37.64      | 49.07  | 68.20      | -19.13     | peak   |
| 5 | 10520.000 | 12.77      | 37.30      | 37.62         | 37.96      | 50.41  | 68.20      | -17.79     | peak   |
| 6 | 15780.000 | 14.31      | 41.28      | 37.33         | 34.06      | 52.32  | 74.00      | -21.68     | peak   |



Test Mode: 03; Polarity: Vertical; Modulation:802.11a; Bandwidth:20MHz; Channel:Low



Site : chamber  
 Condition: 3m VERTICAL  
 Job No : 01162TL  
 Mode : 5260 TX RSE  
 Note : 5G WIFI 11A

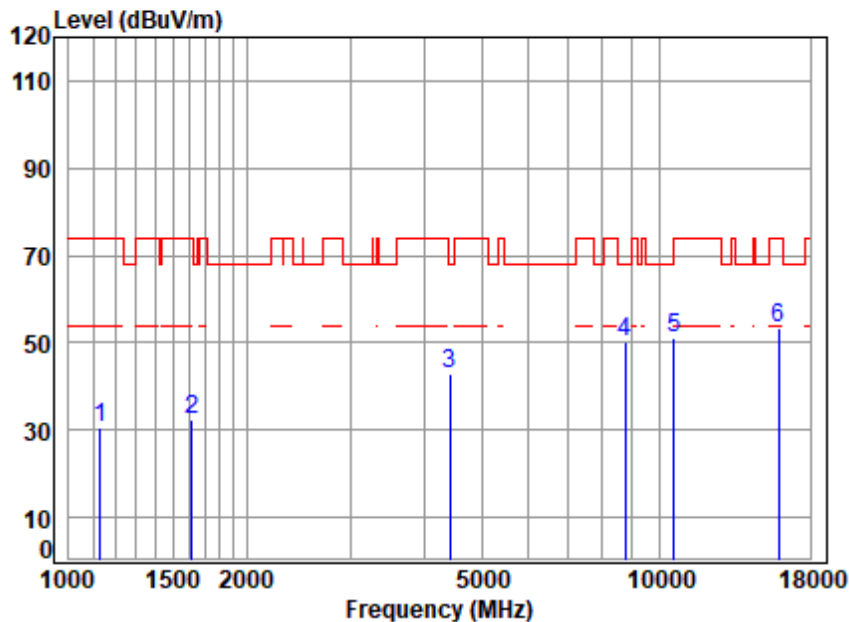
|   | Freq      | Cable Loss | Ant Factor | Preamp Factor | Read Level | Level  | Limit Line | Over Limit | Remark |
|---|-----------|------------|------------|---------------|------------|--------|------------|------------|--------|
|   | MHz       | dB         | dB/m       | dB            | dBuV       | dBuV/m | dBuV/m     | dB         |        |
| 1 | 1231.345  | 3.64       | 24.84      | 38.35         | 40.00      | 30.13  | 74.00      | -43.87     | peak   |
| 2 | 1507.470  | 4.07       | 26.83      | 38.39         | 39.86      | 32.37  | 74.00      | -41.63     | peak   |
| 3 | 4430.628  | 7.08       | 34.43      | 35.77         | 36.94      | 42.68  | 68.20      | -25.52     | peak   |
| 4 | 8738.852  | 11.47      | 36.90      | 37.35         | 38.83      | 49.85  | 68.20      | -18.35     | peak   |
| 5 | 10520.000 | 12.77      | 37.30      | 37.62         | 38.25      | 50.70  | 68.20      | -17.50     | peak   |
| 6 | 15780.000 | 14.31      | 41.28      | 37.33         | 34.45      | 52.71  | 74.00      | -21.29     | peak   |



Unless otherwise agreed in writing, this document is issued by the Company subject to its General Conditions of Service printed overleaf, available on request or accessible at <https://www.sgs.com/en/Terms-and-Conditions>. Attention is drawn to the limitation of liability, indemnification and jurisdiction issues defined therein. Any holder of this document is advised that information contained hereon reflects the Company's findings at the time of its intervention only and within the limits of Client's instructions, if any. The Company's sole responsibility is to its Client and this document does not exonerate parties to a transaction from exercising all their rights and obligations under the transaction documents. This document cannot be reproduced except in full, without prior written approval of the Company. Any unauthorized alteration, forgery or falsification of the content or appearance of this document is unlawful and offenders may be prosecuted to the fullest extent of the law. Unless otherwise stated the results shown in this test report refer only to the sample(s) tested and such sample(s) are retained for 30 days only.

Attention: To check the authenticity of testing /inspection report & certificate, please contact us at telephone: (86-755) 8307 1443, or email: [CN.Doccheck@sgs.com](mailto:CN.Doccheck@sgs.com)  
 No.1 Workshop, M-10, Middle Section, Science & Technology Park, Nanshan District, Shenzhen, Guangdong, China 518057 t (86-755) 26012053 f (86-755) 26710594 www.sgs.com.cn  
 中国·广东·深圳市南山区科技园中区M-10栋1号厂房 邮编: 518057 t (86-755) 26012053 f (86-755) 26710594 sgs.china@sgs.com

Test Mode: 03; Polarity: Horizontal; Modulation:802.11a; Bandwidth:20MHz; Channel:middle

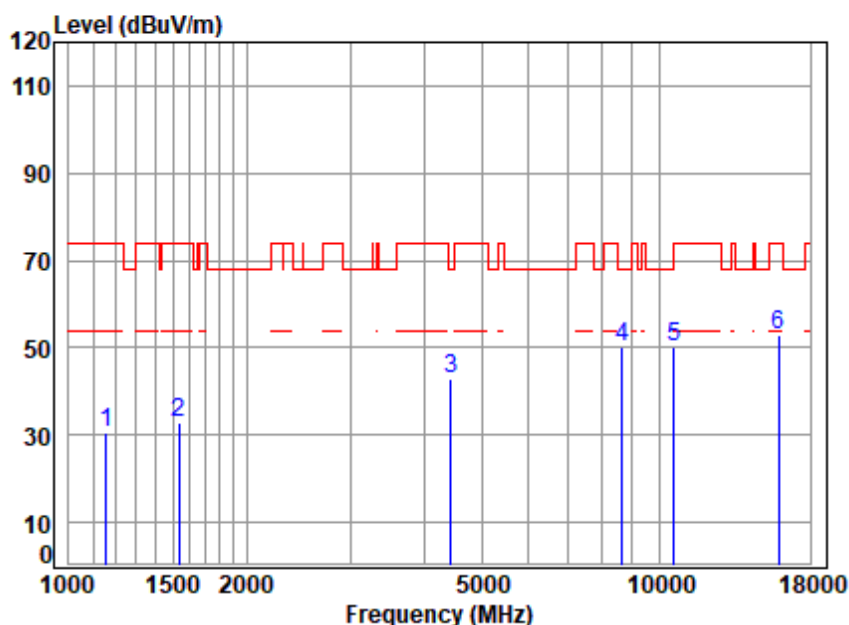


Site : chamber  
 Condition: 3m HORIZONTAL  
 Job No : 01162TL  
 Mode : 5300 TX RSE  
 Note : 5G WIFI 11A

|   | Freq      | Cable Loss | Ant Factor | Preamp Factor | Read Level | Level  | Limit Line | Over Limit | Remark |
|---|-----------|------------|------------|---------------|------------|--------|------------|------------|--------|
|   | MHz       | dB         | dB/m       | dB            | dBuV       | dBuV/m | dBuV/m     | dB         |        |
| 1 | 1129.072  | 3.45       | 23.82      | 38.33         | 41.55      | 30.49  | 74.00      | -43.51     | peak   |
| 2 | 1615.754  | 4.22       | 26.64      | 38.40         | 39.95      | 32.41  | 74.00      | -41.59     | peak   |
| 3 | 4417.841  | 7.07       | 34.59      | 35.78         | 37.17      | 43.05  | 68.20      | -25.15     | peak   |
| 4 | 8738.852  | 11.47      | 36.90      | 37.35         | 39.34      | 50.36  | 68.20      | -17.84     | peak   |
| 5 | 10600.000 | 12.80      | 37.30      | 37.66         | 38.49      | 50.93  | 68.20      | -17.27     | peak   |
| 6 | 15900.000 | 14.35      | 41.40      | 37.38         | 34.88      | 53.25  | 74.00      | -20.75     | peak   |



Test Mode: 03; Polarity: Vertical; Modulation:802.11a; Bandwidth:20MHz; Channel:middle



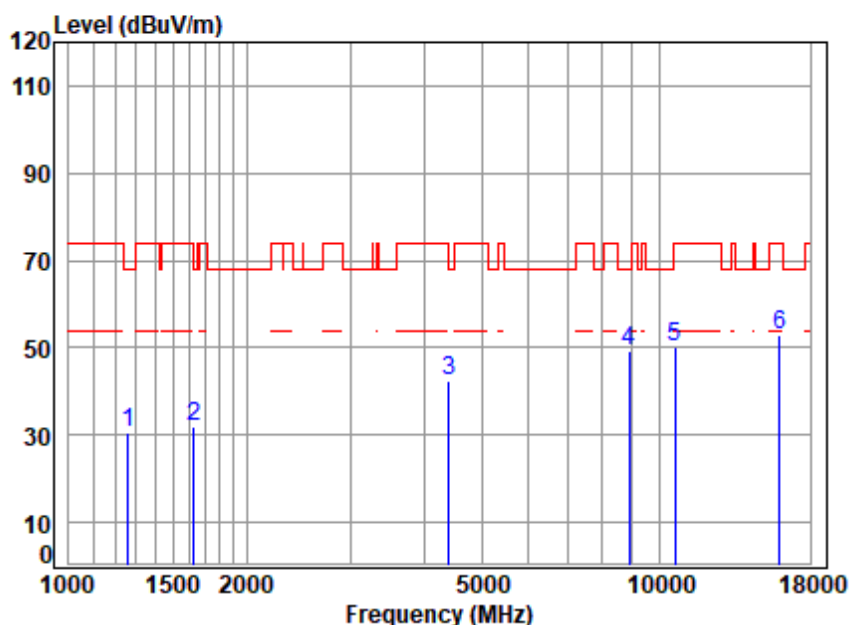
Site : chamber  
Condition: 3m VERTICAL  
Job No : 01162TL  
Mode : 5300 TX RSE  
Note : 5G WIFI 11A

|   | Freq      | Cable Loss | Ant Factor | Preamp Factor | Read Level | Level  | Limit  | Over   | Remark |
|---|-----------|------------|------------|---------------|------------|--------|--------|--------|--------|
|   | MHz       | dB         | dB/m       | dB            | dBuV       | dBuV/m | dBuV/m | dB     |        |
| 1 | 1158.828  | 3.51       | 23.99      | 38.33         | 41.26      | 30.43  | 74.00  | -43.57 | peak   |
| 2 | 1538.281  | 4.12       | 26.95      | 38.39         | 39.99      | 32.67  | 74.00  | -41.33 | peak   |
| 3 | 4430.628  | 7.08       | 34.43      | 35.77         | 36.98      | 42.72  | 68.20  | -25.48 | peak   |
| 4 | 8663.404  | 11.33      | 36.90      | 37.27         | 39.02      | 49.98  | 68.20  | -18.22 | peak   |
| 5 | 10600.000 | 12.80      | 37.30      | 37.66         | 37.87      | 50.31  | 68.20  | -17.89 | peak   |
| 6 | 15900.000 | 14.35      | 41.40      | 37.38         | 34.43      | 52.80  | 74.00  | -21.20 | peak   |





Test Mode: 03; Polarity: Horizontal; Modulation:802.11a; Bandwidth:20MHz; Channel:High

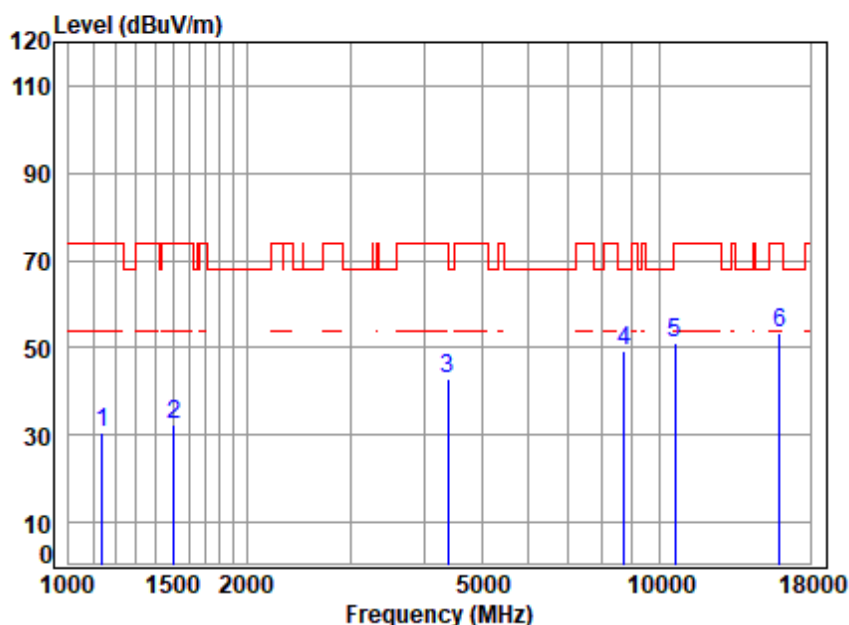


Site : chamber  
Condition: 3m HORIZONTAL  
Job No : 01162TL  
Mode : 5320 TX RSE  
Note : 5G WIFI 11A

|     | Freq      | Cable Loss | Ant Factor | Preamp Factor | Read Level | Level  | Limit Line | Over Limit | Remark |
|-----|-----------|------------|------------|---------------|------------|--------|------------|------------|--------|
|     | MHz       | dB         | dB/m       | dB            | dBuV       | dBuV/m | dBuV/m     | dB         |        |
| 1   | 1260.149  | 3.69       | 25.04      | 38.35         | 40.32      | 30.70  | 68.20      | -37.50     | peak   |
| 2   | 1629.825  | 4.24       | 26.50      | 38.41         | 39.81      | 32.14  | 68.20      | -36.06     | peak   |
| 3   | 4405.090  | 7.06       | 34.74      | 35.79         | 36.62      | 42.63  | 68.20      | -25.57     | peak   |
| 4 p | 8891.725  | 11.73      | 37.20      | 37.50         | 37.73      | 49.16  | 68.20      | -19.04     | peak   |
| 5   | 10640.000 | 12.81      | 37.22      | 37.68         | 38.06      | 50.41  | 74.00      | -23.59     | peak   |
| 6   | 15960.000 | 14.37      | 41.52      | 37.40         | 34.46      | 52.95  | 74.00      | -21.05     | peak   |



Test Mode: 03; Polarity: Vertical; Modulation:802.11a; Bandwidth:20MHz; Channel:High

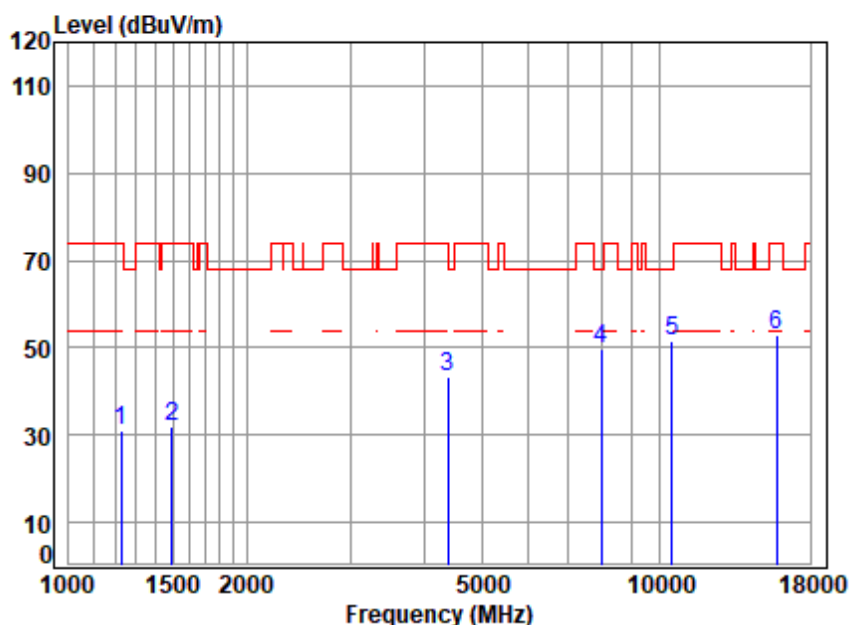


Site : chamber  
 Condition: 3m VERTICAL  
 Job No : 01162TL  
 Mode : 5320 TX RSE  
 Note : 5G WIFI 11A

|     | Freq      | Cable Loss | Ant Factor | Preamp Factor | Read Level | Level  | Limit  | Over Limit | Remark |
|-----|-----------|------------|------------|---------------|------------|--------|--------|------------|--------|
|     | MHz       | dB         | dB/m       | dB            | dBuV       | dBuV/m | dBuV/m | dB         |        |
| 1   | 1138.904  | 3.47       | 23.86      | 38.33         | 41.78      | 30.78  | 74.00  | -43.22     | peak   |
| 2   | 1507.470  | 4.07       | 26.83      | 38.39         | 39.99      | 32.50  | 74.00  | -41.50     | peak   |
| 3   | 4392.376  | 7.05       | 34.74      | 35.80         | 37.07      | 43.06  | 74.00  | -30.94     | peak   |
| 4 p | 8713.630  | 11.42      | 36.90      | 37.32         | 38.42      | 49.42  | 68.20  | -18.78     | peak   |
| 5   | 10640.000 | 12.81      | 37.22      | 37.68         | 38.60      | 50.95  | 74.00  | -23.05     | peak   |
| 6   | 15960.000 | 14.37      | 41.52      | 37.40         | 34.68      | 53.17  | 74.00  | -20.83     | peak   |



Test Mode: 03; Polarity: Horizontal; Modulation:802.11ac; Bandwidth:20MHz; Channel:Low

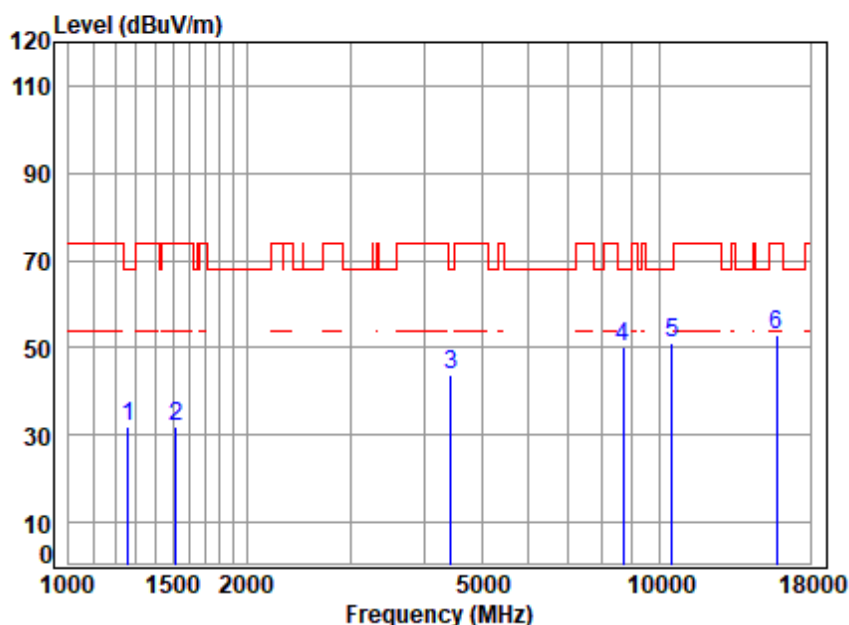


Site : chamber  
 Condition: 3m HORIZONTAL  
 Job No : 01162TL  
 Mode : 5260 TX RSE  
 Note : 5G WIFI 11AC20

|   | Freq      | Cable Loss | Ant Factor | Preamp Factor | Read Level | Level  | Limit Line | Over Limit | Remark |
|---|-----------|------------|------------|---------------|------------|--------|------------|------------|--------|
|   | MHz       | dB         | dB/m       | dB            | dBuV       | dBuV/m | dBuV/m     | dB         |        |
| 1 | 1227.791  | 3.63       | 24.79      | 38.34         | 40.80      | 30.88  | 74.00      | -43.12     | peak   |
| 2 | 1494.455  | 4.05       | 26.64      | 38.39         | 39.57      | 31.87  | 74.00      | -42.13     | peak   |
| 3 | 4392.376  | 7.05       | 34.74      | 35.80         | 37.38      | 43.37  | 74.00      | -30.63     | peak   |
| 4 | 7966.832  | 10.06      | 36.40      | 36.53         | 39.97      | 49.90  | 68.20      | -18.30     | peak   |
| 5 | 10520.000 | 12.77      | 37.30      | 37.62         | 39.12      | 51.57  | 68.20      | -16.63     | peak   |
| 6 | 15780.000 | 14.31      | 41.28      | 37.33         | 34.89      | 53.15  | 74.00      | -20.85     | peak   |



Test Mode: 03; Polarity: Vertical; Modulation:802.11ac; Bandwidth:20MHz; Channel:Low



Site : chamber  
Condition: 3m VERTICAL  
Job No : 01162TL  
Mode : 5260 TX RSE  
Note : 5G WIFI 11AC20

|   | Freq      | Cable Loss | Ant Factor | Preamp Factor | Read Level | Level  | Limit Line | Over Limit | Remark |
|---|-----------|------------|------------|---------------|------------|--------|------------|------------|--------|
|   | MHz       | dB         | dB/m       | dB            | dBuV       | dBuV/m | dBuV/m     | dB         |        |
| 1 | 1260.149  | 3.69       | 25.04      | 38.35         | 41.49      | 31.87  | 68.20      | -36.33     | peak   |
| 2 | 1520.598  | 4.09       | 26.88      | 38.39         | 39.40      | 31.98  | 74.00      | -42.02     | peak   |
| 3 | 4443.453  | 7.09       | 34.28      | 35.77         | 38.02      | 43.62  | 68.20      | -24.58     | peak   |
| 4 | 8688.480  | 11.38      | 36.90      | 37.30         | 39.14      | 50.12  | 68.20      | -18.08     | peak   |
| 5 | 10520.000 | 12.77      | 37.30      | 37.62         | 38.60      | 51.05  | 68.20      | -17.15     | peak   |
| 6 | 15780.000 | 14.31      | 41.28      | 37.33         | 34.84      | 53.10  | 74.00      | -20.90     | peak   |

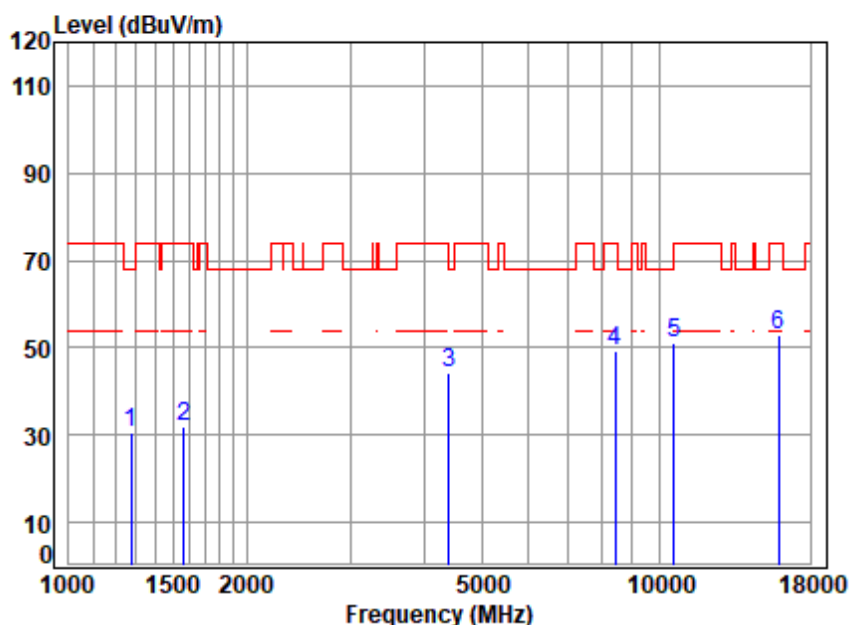


Unless otherwise agreed in writing, this document is issued by the Company subject to its General Conditions of Service printed overleaf, available on request or accessible at <https://www.sgs.com/en/Terms-and-Conditions>. Attention is drawn to the limitation of liability, indemnification and jurisdiction issues defined therein. Any holder of this document is advised that information contained hereon reflects the Company's findings at the time of its intervention only and within the limits of Client's instructions, if any. The Company's sole responsibility is to its Client and this document does not exonerate parties to a transaction from exercising all their rights and obligations under the transaction documents. This document cannot be reproduced except in full, without prior written approval of the Company. Any unauthorized alteration, forgery or falsification of the content or appearance of this document is unlawful and offenders may be prosecuted to the fullest extent of the law. Unless otherwise stated the results shown in this test report refer only to the sample(s) tested and such sample(s) are retained for 30 days only.

Attention: To check the authenticity of testing /inspection report & certificate, please contact us at telephone: (86-755) 8307 1443, or email: [CN.Doccheck@sgs.com](mailto:CN.Doccheck@sgs.com)  
No.1 Workshop, M-10, Middle Section, Science & Technology Park, Nanshan District, Shenzhen, Guangdong, China 518057 t (86-755) 26012053 f (86-755) 26710594 www.sgsgroup.com.cn  
中国·广东·深圳市南山区科技园中区M-10栋1号厂房 邮编: 518057 t (86-755) 26012053 f (86-755) 26710594 sgs.china@sgs.com



Test Mode: 03; Polarity: Horizontal; Modulation:802.11ac; Bandwidth:20MHz; Channel:middle



Site : chamber  
Condition: 3m HORIZONTAL  
Job No : 01162TL  
Mode : 5300 TX RSE  
Note : 5G WIFI 11AC20

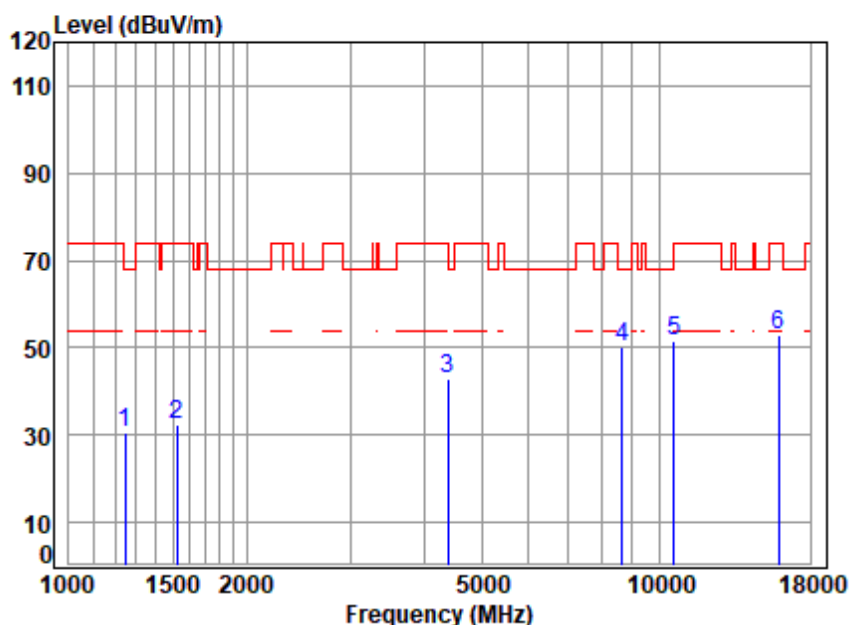
|   | Freq      | Cable Loss | Ant Factor | Preamp Factor | Read Level | Level  | Limit Line | Over Limit | Remark |
|---|-----------|------------|------------|---------------|------------|--------|------------|------------|--------|
|   | MHz       | dB         | dB/m       | dB            | dBuV       | dBuV/m | dBuV/m     | dB         |        |
| 1 | 1274.802  | 3.71       | 24.95      | 38.35         | 40.43      | 30.74  | 68.20      | -37.46     | peak   |
| 2 | 1565.191  | 4.15       | 26.94      | 38.40         | 39.07      | 31.76  | 74.00      | -42.24     | peak   |
| 3 | 4405.090  | 7.06       | 34.74      | 35.79         | 38.22      | 44.23  | 68.20      | -23.97     | peak   |
| 4 | 8416.584  | 10.88      | 36.67      | 37.01         | 38.92      | 49.46  | 74.00      | -24.54     | peak   |
| 5 | 10600.000 | 12.80      | 37.30      | 37.66         | 38.47      | 50.91  | 68.20      | -17.29     | peak   |
| 6 | 15900.000 | 14.35      | 41.40      | 37.38         | 34.46      | 52.83  | 74.00      | -21.17     | peak   |



Unless otherwise agreed in writing, this document is issued by the Company subject to its General Conditions of Service printed overleaf, available on request or accessible at <https://www.sgs.com/en/Terms-and-Conditions>. Attention is drawn to the limitation of liability, indemnification and jurisdiction issues defined therein. Any holder of this document is advised that information contained hereon reflects the Company's findings at the time of its intervention only and within the limits of Client's instructions, if any. The Company's sole responsibility is to its Client and this document does not exonerate parties to a transaction from exercising all their rights and obligations under the transaction documents. This document cannot be reproduced except in full, without prior written approval of the Company. Any unauthorized alteration, forgery or falsification of the content or appearance of this document is unlawful and offenders may be prosecuted to the fullest extent of the law. Unless otherwise stated the results shown in this test report refer only to the sample(s) tested and such sample(s) are retained for 30 days only.

Attention: To check the authenticity of testing /inspection report & certificate, please contact us at telephone: (86-755) 8307 1443, or email: [CN.Doccheck@sgs.com](mailto:CN.Doccheck@sgs.com)  
No.1 Workshop, M-10, Middle Section, Science & Technology Park, Nanshan District, Shenzhen, Guangdong, China 518057 t (86-755) 26012053 f (86-755) 26710594 www.sgs.com.cn  
中国·广东·深圳市南山区科技园中区M-10栋1号厂房 邮编: 518057 t (86-755) 26012053 f (86-755) 26710594 sgs.china@sgs.com

Test Mode: 03; Polarity: Vertical; Modulation:802.11ac; Bandwidth:20MHz; Channel:middle



Site : chamber  
Condition: 3m VERTICAL  
Job No : 01162TL  
Mode : 5300 TX RSE  
Note : 5G WIFI 11AC20

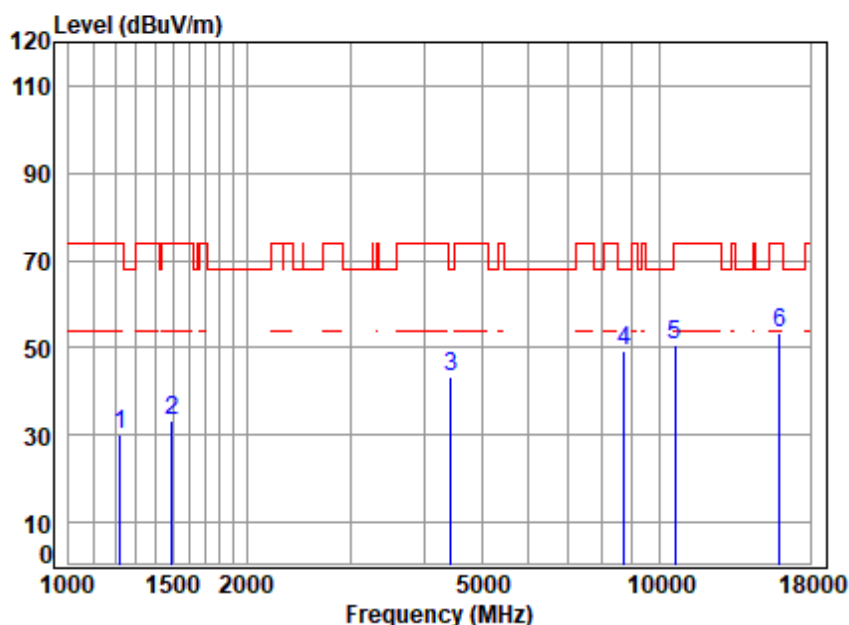
|   | Freq      | Cable Loss | Ant Factor | Preamp Factor | Read Level | Level  | Limit Line | Over Limit | Remark |
|---|-----------|------------|------------|---------------|------------|--------|------------|------------|--------|
|   | MHz       | dB         | dB/m       | dB            | dBuV       | dBuV/m | dBuV/m     | dB         |        |
| 1 | 1245.663  | 3.66       | 25.04      | 38.35         | 40.40      | 30.75  | 68.20      | -37.45     | peak   |
| 2 | 1525.000  | 4.10       | 26.90      | 38.39         | 39.64      | 32.25  | 74.00      | -41.75     | peak   |
| 3 | 4392.376  | 7.05       | 34.74      | 35.80         | 36.78      | 42.77  | 74.00      | -31.23     | peak   |
| 4 | 8638.399  | 11.29      | 36.90      | 37.24         | 39.36      | 50.31  | 68.20      | -17.89     | peak   |
| 5 | 10600.000 | 12.80      | 37.30      | 37.66         | 38.90      | 51.34  | 68.20      | -16.86     | peak   |
| 6 | 15900.000 | 14.35      | 41.40      | 37.38         | 34.41      | 52.78  | 74.00      | -21.22     | peak   |



Unless otherwise agreed in writing, this document is issued by the Company subject to its General Conditions of Service printed overleaf, available on request or accessible at <https://www.sgs.com/en/Terms-and-Conditions>. Attention is drawn to the limitation of liability, indemnification and jurisdiction issues defined therein. Any holder of this document is advised that information contained hereon reflects the Company's findings at the time of its intervention only and within the limits of Client's instructions, if any. The Company's sole responsibility is to its Client and this document does not exonerate parties to a transaction from exercising all their rights and obligations under the transaction documents. This document cannot be reproduced except in full, without prior written approval of the Company. Any unauthorized alteration, forgery or falsification of the content or appearance of this document is unlawful and offenders may be prosecuted to the fullest extent of the law. Unless otherwise stated the results shown in this test report refer only to the sample(s) tested and such sample(s) are retained for 30 days only.

Attention: To check the authenticity of testing /inspection report & certificate, please contact us at telephone: (86-755) 8307 1443, or email: [CN.Doccheck@sgs.com](mailto:CN.Doccheck@sgs.com)  
 No.1 Workshop, M-10, Middle Section, Science & Technology Park, Nanshan District, Shenzhen, Guangdong, China 518057 t (86-755) 26012053 f (86-755) 26710594 www.sgs.com.cn  
 中国·广东·深圳市南山区科技园中区M-10栋1号厂房 邮编: 518057 t (86-755) 26012053 f (86-755) 26710594 sgs.china@sgs.com

Test Mode: 03; Polarity: Horizontal; Modulation:802.11ac; Bandwidth:20MHz; Channel:High

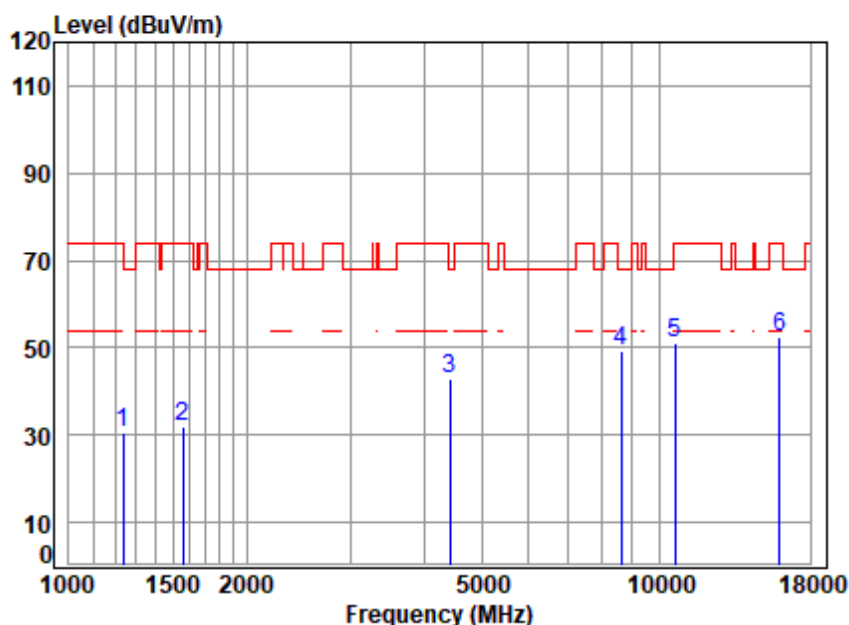


Site : chamber  
Condition: 3m HORIZONTAL  
Job No : 01162TL  
Mode : 5320 TX RSE  
Note : 5G WIFI 11AC20

|     | Freq      | Cable Loss | Ant Factor | Preamp Factor | Read Level | Level  | Limit  | Over Limit | Remark |
|-----|-----------|------------|------------|---------------|------------|--------|--------|------------|--------|
|     | MHz       | dB         | dB/m       | dB            | dBuV       | dBuV/m | dBuV/m | dB         |        |
| 1   | 1220.714  | 3.62       | 24.69      | 38.34         | 40.03      | 30.00  | 74.00  | -44.00     | peak   |
| 2   | 1494.455  | 4.05       | 26.64      | 38.39         | 40.84      | 33.14  | 74.00  | -40.86     | peak   |
| 3   | 4430.628  | 7.08       | 34.43      | 35.77         | 37.41      | 43.15  | 68.20  | -25.05     | peak   |
| 4 p | 8713.630  | 11.42      | 36.90      | 37.32         | 38.18      | 49.18  | 68.20  | -19.02     | peak   |
| 5   | 10640.000 | 12.81      | 37.22      | 37.68         | 38.08      | 50.43  | 74.00  | -23.57     | peak   |
| 6   | 15960.000 | 14.37      | 41.52      | 37.40         | 34.89      | 53.38  | 74.00  | -20.62     | peak   |



Test Mode: 03; Polarity: Vertical; Modulation:802.11ac; Bandwidth:20MHz; Channel:High



Site : chamber  
Condition: 3m VERTICAL  
Job No : 01162TL  
Mode : 5320 TX RSE  
Note : 5G WIFI 11AC20

|     | Freq      | Cable Loss | Ant Factor | Preamp Factor | Read Level | Level  | Limit  | Over Limit | Remark |
|-----|-----------|------------|------------|---------------|------------|--------|--------|------------|--------|
|     | MHz       | dB         | dB/m       | dB            | dBuV       | dBuV/m | dBuV/m | dB         |        |
| 1   | 1238.483  | 3.65       | 24.94      | 38.35         | 40.24      | 30.48  | 74.00  | -43.52     | peak   |
| 2   | 1560.673  | 4.15       | 26.96      | 38.40         | 39.24      | 31.95  | 74.00  | -42.05     | peak   |
| 3   | 4417.841  | 7.07       | 34.59      | 35.78         | 36.94      | 42.82  | 68.20  | -25.38     | peak   |
| 4 p | 8613.468  | 11.24      | 36.90      | 37.22         | 38.56      | 49.48  | 68.20  | -18.72     | peak   |
| 5   | 10640.000 | 12.81      | 37.22      | 37.68         | 38.68      | 51.03  | 74.00  | -22.97     | peak   |
| 6   | 15960.000 | 14.37      | 41.52      | 37.40         | 34.12      | 52.61  | 74.00  | -21.39     | peak   |

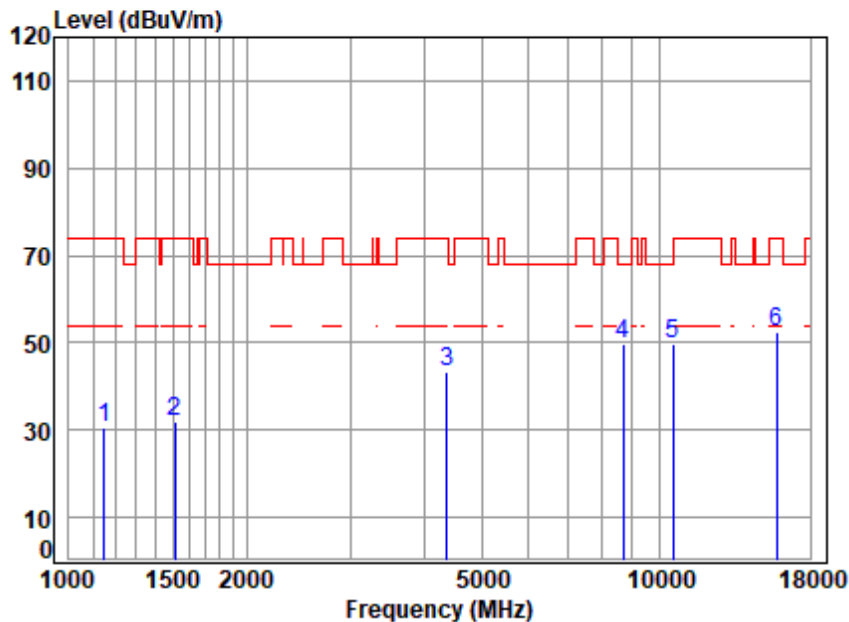


Unless otherwise agreed in writing, this document is issued by the Company subject to its General Conditions of Service printed overleaf, available on request or accessible at <https://www.sgs.com/en/Terms-and-Conditions>. Attention is drawn to the limitation of liability, indemnification and jurisdiction issues defined therein. Any holder of this document is advised that information contained hereon reflects the Company's findings at the time of its intervention only and within the limits of Client's instructions, if any. The Company's sole responsibility is to its Client and this document does not exonerate parties to a transaction from exercising all their rights and obligations under the transaction documents. This document cannot be reproduced except in full, without prior written approval of the Company. Any unauthorized alteration, forgery or falsification of the content or appearance of this document is unlawful and offenders may be prosecuted to the fullest extent of the law. Unless otherwise stated the results shown in this test report refer only to the sample(s) tested and such sample(s) are retained for 30 days only.

Attention: To check the authenticity of testing /inspection report & certificate, please contact us at telephone: (86-755) 8307 1443, or email: [CN.Doccheck@sgs.com](mailto:CN.Doccheck@sgs.com)  
 No.1 Workshop, M-10, Middle Section, Science & Technology Park, Nanshan District, Shenzhen, Guangdong, China 518057 t (86-755) 26012053 f (86-755) 26710594 www.sgs.com.cn  
 中国·广东·深圳市南山区科技园中区M-10栋1号厂房 邮编: 518057 t (86-755) 26012053 f (86-755) 26710594 sgs.china@sgs.com



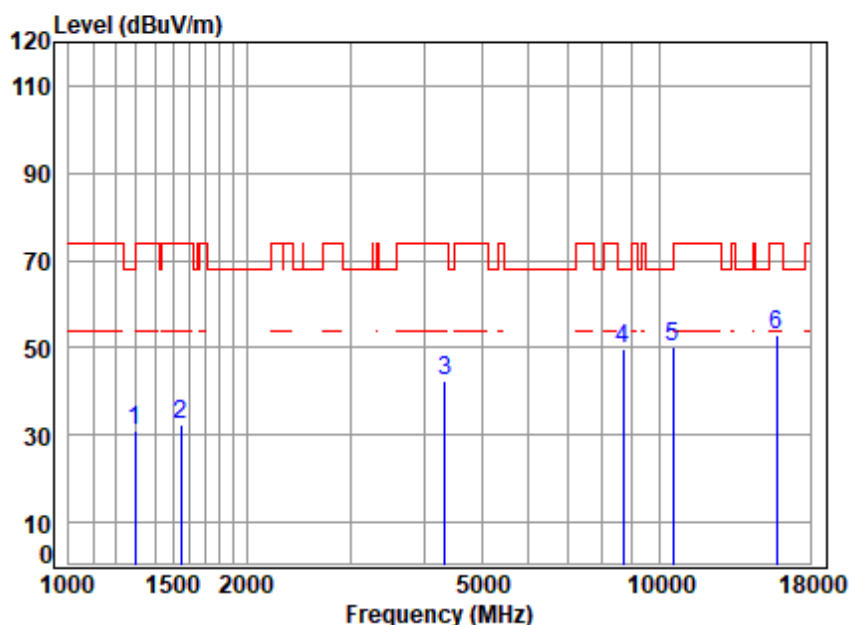
Test Mode: 03; Polarity: Horizontal; Modulation: 802.11ac; Bandwidth: 40MHz; Channel: Low



Site : chamber  
 Condition: 3m HORIZONTAL  
 Job No : 01162TL  
 Mode : 5270 TX RSE  
 Note : 5G WIFI 11AC40

|   | Freq      | Cable Loss | Ant Factor | Preamp Factor | Read Level | Level  | Limit  | Over   | Remark |
|---|-----------|------------|------------|---------------|------------|--------|--------|--------|--------|
|   | MHz       | dB         | dB/m       | dB            | dBuV       | dBuV/m | dBuV/m | dB     |        |
| 1 | 1148.823  | 3.49       | 23.90      | 38.33         | 41.48      | 30.54  | 74.00  | -43.46 | peak   |
| 2 | 1511.833  | 4.08       | 26.85      | 38.39         | 39.19      | 31.73  | 74.00  | -42.27 | peak   |
| 3 | 4367.058  | 7.04       | 34.54      | 35.82         | 37.36      | 43.12  | 74.00  | -30.88 | peak   |
| 4 | 8688.480  | 11.38      | 36.90      | 37.30         | 38.85      | 49.83  | 68.20  | -18.37 | peak   |
| 5 | 10540.000 | 12.78      | 37.30      | 37.63         | 37.46      | 49.91  | 68.20  | -18.29 | peak   |
| 6 | 15810.000 | 14.32      | 41.31      | 37.34         | 34.21      | 52.50  | 74.00  | -21.50 | peak   |

Test Mode: 03; Polarity: Vertical; Modulation:802.11ac; Bandwidth:40MHz; Channel:Low

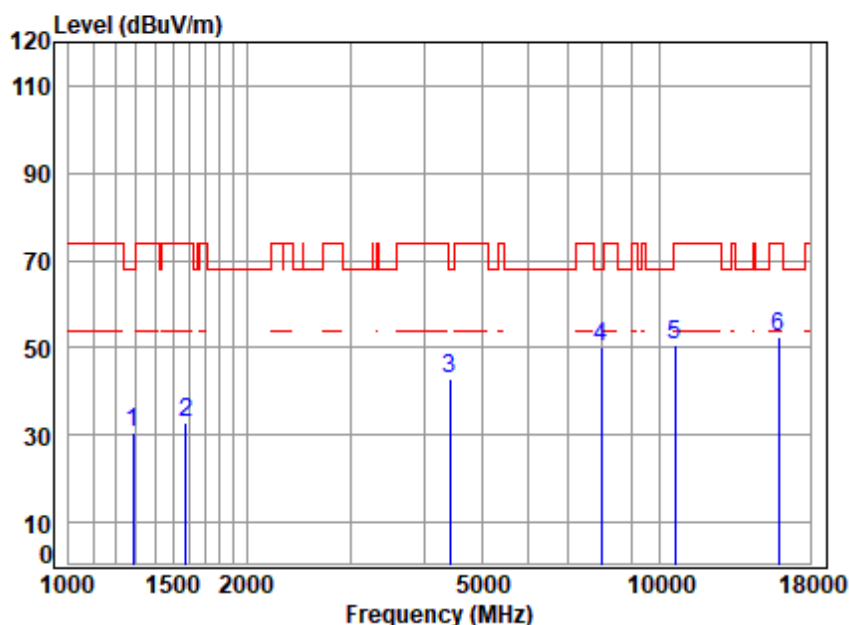


Site : chamber  
 Condition: 3m VERTICAL  
 Job No : 01162TL  
 Mode : 5270 TX RSE  
 Note : 5G WIFI 11AC40

|   | Freq      | Cable Loss | Ant Factor | Preamp Factor | Read Level | Level  | Limit  | Over   | Remark |
|---|-----------|------------|------------|---------------|------------|--------|--------|--------|--------|
|   | MHz       | dB         | dB/m       | dB            | dBuV       | dBuV/m | dBuV/m | dB     |        |
| 1 | 1293.359  | 3.74       | 24.84      | 38.36         | 40.75      | 30.97  | 68.20  | -37.23 | peak   |
| 2 | 1547.199  | 4.13       | 26.99      | 38.39         | 39.47      | 32.20  | 74.00  | -41.80 | peak   |
| 3 | 4341.886  | 7.02       | 34.34      | 35.84         | 36.84      | 42.36  | 74.00  | -31.64 | peak   |
| 4 | 8688.480  | 11.38      | 36.90      | 37.30         | 38.68      | 49.66  | 68.20  | -18.54 | peak   |
| 5 | 10540.000 | 12.78      | 37.30      | 37.63         | 37.55      | 50.00  | 68.20  | -18.20 | peak   |
| 6 | 15810.000 | 14.32      | 41.31      | 37.34         | 34.48      | 52.77  | 74.00  | -21.23 | peak   |



Test Mode: 03; Polarity: Horizontal; Modulation:802.11ac; Bandwidth:40MHz; Channel:High

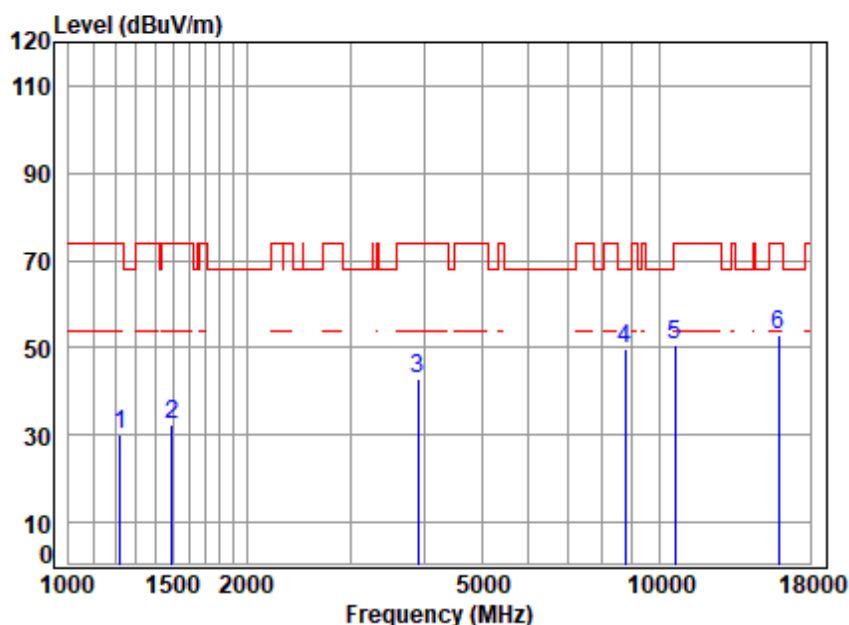


Site : chamber  
Condition: 3m HORIZONTAL  
Job No : 01162TL  
Mode : 5310 TX RSE  
Note : 5G WIFI 11AC40

|     | Freq      | Cable Loss | Ant Factor | Preamp Factor | Read Level | Level  | Limit Line | Over Limit | Remark |
|-----|-----------|------------|------------|---------------|------------|--------|------------|------------|--------|
|     | MHz       | dB         | dB/m       | dB            | dBuV       | dBuV/m | dBuV/m     | dB         |        |
| 1   | 1285.904  | 3.73       | 24.88      | 38.35         | 40.47      | 30.73  | 68.20      | -37.47     | peak   |
| 2   | 1578.822  | 4.17       | 26.88      | 38.40         | 40.08      | 32.73  | 74.00      | -41.27     | peak   |
| 3   | 4417.841  | 7.07       | 34.59      | 35.78         | 37.00      | 42.88  | 68.20      | -25.32     | peak   |
| 4 p | 7989.893  | 10.09      | 36.40      | 36.55         | 40.18      | 50.12  | 68.20      | -18.08     | peak   |
| 5   | 10620.000 | 12.80      | 37.26      | 37.67         | 38.14      | 50.53  | 74.00      | -23.47     | peak   |
| 6   | 15930.000 | 14.36      | 41.46      | 37.39         | 34.00      | 52.43  | 74.00      | -21.57     | peak   |



Test Mode: 03; Polarity: Vertical; Modulation:802.11ac; Bandwidth:40MHz; Channel:High



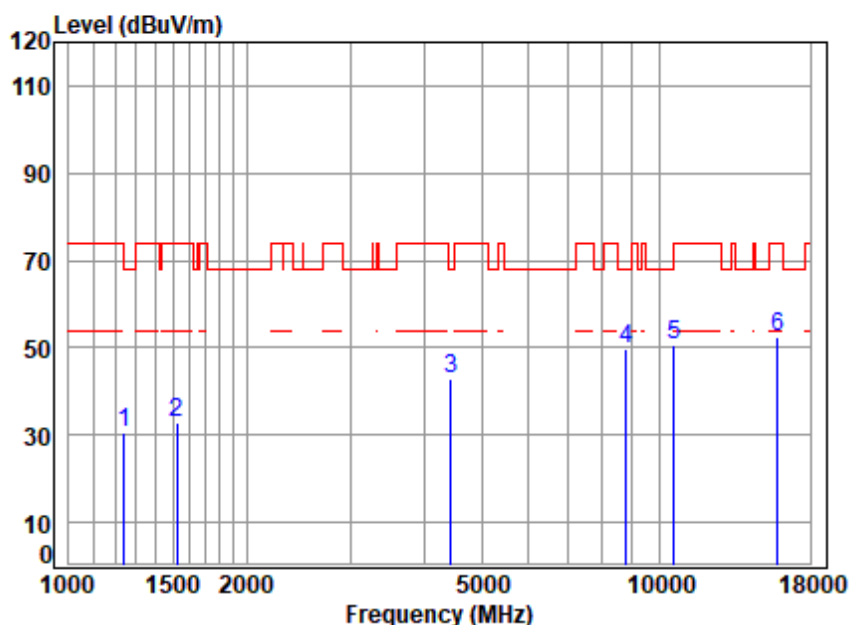
Site : chamber  
Condition: 3m VERTICAL  
Job No : 01162TL  
Mode : 5310 TX RSE  
Note : 5G WIFI 11AC40

|     | Freq      | Cable Loss | Ant Factor | Preamp Factor | Read Level | Level  | Limit  | Over   | Remark |
|-----|-----------|------------|------------|---------------|------------|--------|--------|--------|--------|
|     | MHz       | dB         | dB/m       | dB            | dBuV       | dBuV/m | dBuV/m | dB     |        |
| 1   | 1220.714  | 3.62       | 24.69      | 38.34         | 39.94      | 29.91  | 74.00  | -44.09 | peak   |
| 2   | 1494.455  | 4.05       | 26.64      | 38.39         | 40.13      | 32.43  | 74.00  | -41.57 | peak   |
| 3   | 3901.516  | 6.68       | 33.79      | 36.10         | 38.49      | 42.86  | 74.00  | -31.14 | peak   |
| 4 p | 8764.146  | 11.51      | 36.96      | 37.37         | 38.45      | 49.55  | 68.20  | -18.65 | peak   |
| 5   | 10620.000 | 12.80      | 37.26      | 37.67         | 38.29      | 50.68  | 74.00  | -23.32 | peak   |
| 6   | 15930.000 | 14.36      | 41.46      | 37.39         | 34.46      | 52.89  | 74.00  | -21.11 | peak   |





Test Mode: 03; Polarity: Horizontal; Modulation:802.11ac; Bandwidth:80MHz; Channel:middle

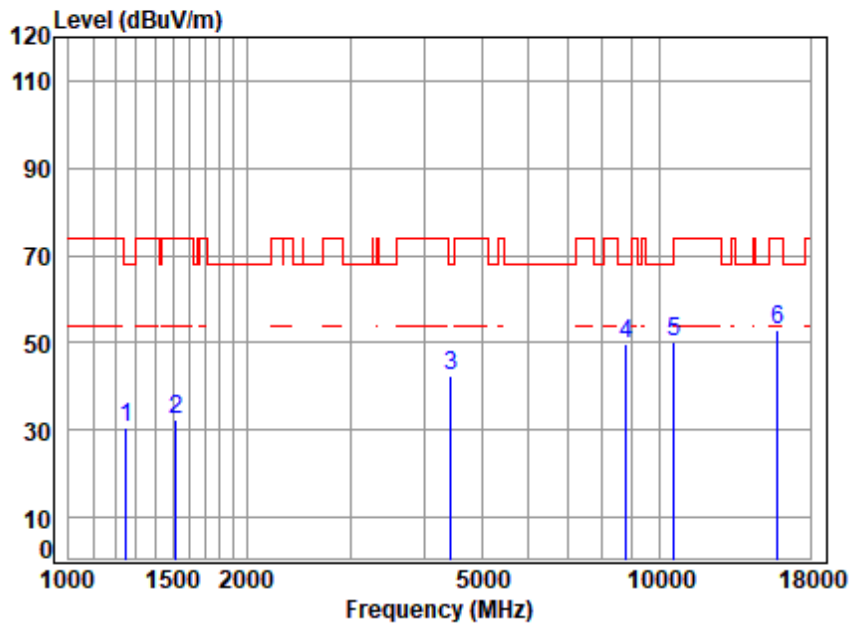


Site : chamber  
Condition: 3m HORIZONTAL  
Job No : 01162TL  
Mode : 5290 TX RSE  
Note : 5G WIFI 11AC80

|   | Freq      | Cable Loss | Ant Factor | Preamp Factor | Read Level | Level  | Limit  | Over   | Remark |
|---|-----------|------------|------------|---------------|------------|--------|--------|--------|--------|
|   | MHz       | dB         | dB/m       | dB            | dBuV       | dBuV/m | dBuV/m | dB     |        |
| 1 | 1242.068  | 3.66       | 24.99      | 38.35         | 40.25      | 30.55  | 68.20  | -37.65 | peak   |
| 2 | 1525.000  | 4.10       | 26.90      | 38.39         | 40.19      | 32.80  | 74.00  | -41.20 | peak   |
| 3 | 4443.453  | 7.09       | 34.28      | 35.77         | 37.45      | 43.05  | 68.20  | -25.15 | peak   |
| 4 | 8789.516  | 11.55      | 37.06      | 37.40         | 38.33      | 49.54  | 68.20  | -18.66 | peak   |
| 5 | 10580.000 | 12.79      | 37.30      | 37.65         | 38.21      | 50.65  | 68.20  | -17.55 | peak   |
| 6 | 15870.000 | 14.34      | 41.37      | 37.37         | 34.32      | 52.66  | 74.00  | -21.34 | peak   |



Test Mode: 03; Polarity: Vertical; Modulation:802.11ac; Bandwidth:80MHz; Channel:middle

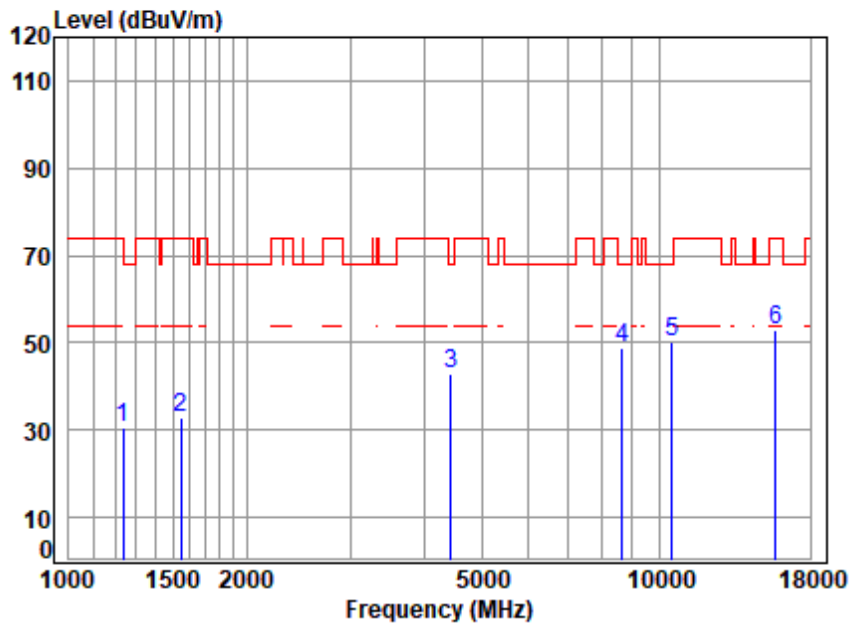


Site : chamber  
 Condition: 3m VERTICAL  
 Job No : 01162TL  
 Mode : 5290 TX RSE  
 Note : 5G WIFI 11AC80

|   | Freq      | Cable Loss | Ant Factor | Preamp Factor | Read Level | Level  | Limit Line | Over Limit | Remark |
|---|-----------|------------|------------|---------------|------------|--------|------------|------------|--------|
|   | MHz       | dB         | dB/m       | dB            | dBuV       | dBuV/m | dBuV/m     | dB         |        |
| 1 | 1249.269  | 3.67       | 25.09      | 38.35         | 40.27      | 30.68  | 68.20      | -37.52     | peak   |
| 2 | 1516.210  | 4.08       | 26.86      | 38.39         | 39.80      | 32.35  | 74.00      | -41.65     | peak   |
| 3 | 4443.453  | 7.09       | 34.28      | 35.77         | 37.05      | 42.65  | 68.20      | -25.55     | peak   |
| 4 | 8789.516  | 11.55      | 37.06      | 37.40         | 38.52      | 49.73  | 68.20      | -18.47     | peak   |
| 5 | 10580.000 | 12.79      | 37.30      | 37.65         | 37.77      | 50.21  | 68.20      | -17.99     | peak   |
| 6 | 15870.000 | 14.34      | 41.37      | 37.37         | 34.57      | 52.91  | 74.00      | -21.09     | peak   |



Test Mode: 03; Polarity: Horizontal; Modulation:802.11ac; Bandwidth:160MHz; Channel:middle

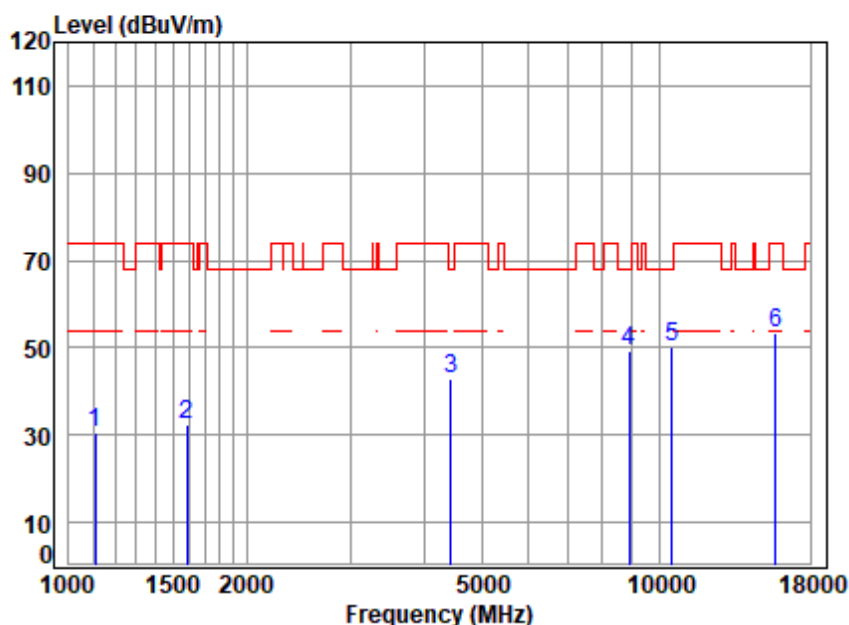


Site : chamber  
Condition: 3m HORIZONTAL  
Job No : 01162TL  
Mode : 5250 TX RSE  
Note : 5G WIFI 11AC160

|   |           | Cable | Ant    | Preamp | Read  |        | Limit  | Over   |        |
|---|-----------|-------|--------|--------|-------|--------|--------|--------|--------|
|   | Freq      | Loss  | Factor | Factor | Level | Level  | Line   | Limit  | Remark |
|   | MHz       | dB    | dB/m   | dB     | dBuV  | dBuV/m | dBuV/m | dB     |        |
| 1 | 1234.909  | 3.64  | 24.89  | 38.35  | 40.29 | 30.47  | 74.00  | -43.53 | peak   |
| 2 | 1547.199  | 4.13  | 26.99  | 38.39  | 40.01 | 32.74  | 74.00  | -41.26 | peak   |
| 3 | 4443.453  | 7.09  | 34.28  | 35.77  | 37.41 | 43.01  | 68.20  | -25.19 | peak   |
| 4 | 8663.404  | 11.33 | 36.90  | 37.27  | 37.91 | 48.87  | 68.20  | -19.33 | peak   |
| 5 | 10500.000 | 12.77 | 37.30  | 37.61  | 37.90 | 50.36  | 68.20  | -17.84 | peak   |
| 6 | 15750.000 | 14.30 | 41.25  | 37.32  | 34.70 | 52.93  | 74.00  | -21.07 | peak   |



Test Mode: 03; Polarity: Vertical; Modulation:802.11ac; Bandwidth:160MHz; Channel:middle



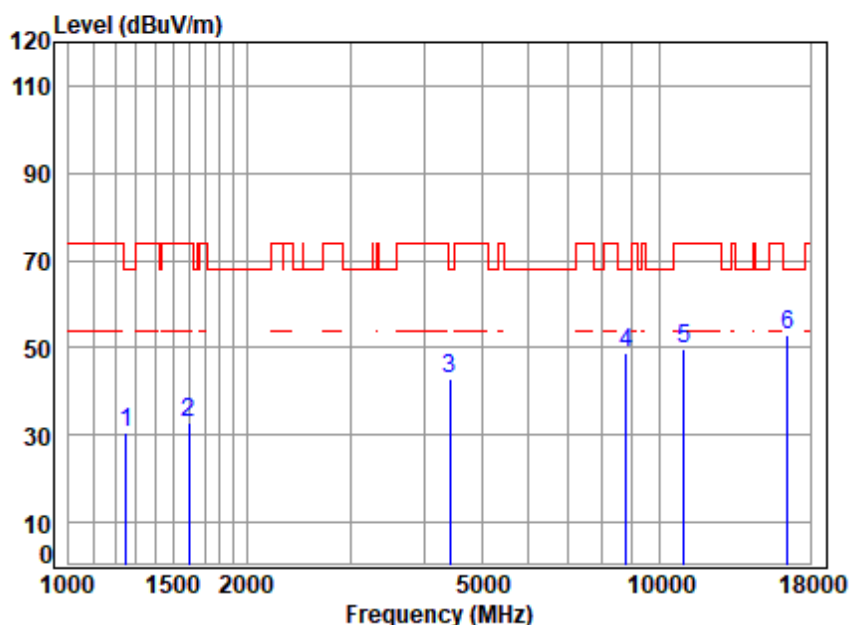
Site : chamber  
Condition: 3m VERTICAL  
Job No : 01162TL  
Mode : 5250 TX RSE  
Note : 5G WIFI 11AC160

|   |           | Cable | Ant    | Preamp | Read  |        | Limit  | Over   |        |
|---|-----------|-------|--------|--------|-------|--------|--------|--------|--------|
|   | Freq      | Loss  | Factor | Factor | Level | Level  | Line   | Limit  | Remark |
|   | MHz       | dB    | dB/m   | dB     | dBuV  | dBuV/m | dBuV/m | dB     |        |
| 1 | 1109.660  | 3.41  | 23.74  | 38.32  | 41.54 | 30.37  | 74.00  | -43.63 | peak   |
| 2 | 1587.975  | 4.18  | 26.85  | 38.40  | 39.77 | 32.40  | 74.00  | -41.60 | peak   |
| 3 | 4430.628  | 7.08  | 34.43  | 35.77  | 37.26 | 43.00  | 68.20  | -25.20 | peak   |
| 4 | 8891.725  | 11.73 | 37.20  | 37.50  | 37.77 | 49.20  | 68.20  | -19.00 | peak   |
| 5 | 10500.000 | 12.77 | 37.30  | 37.61  | 37.72 | 50.18  | 68.20  | -18.02 | peak   |
| 6 | 15750.000 | 14.30 | 41.25  | 37.32  | 35.12 | 53.35  | 74.00  | -20.65 | peak   |





Test Mode: 04; Polarity: Horizontal; Modulation:802.11a; Bandwidth:20MHz; Channel:Low

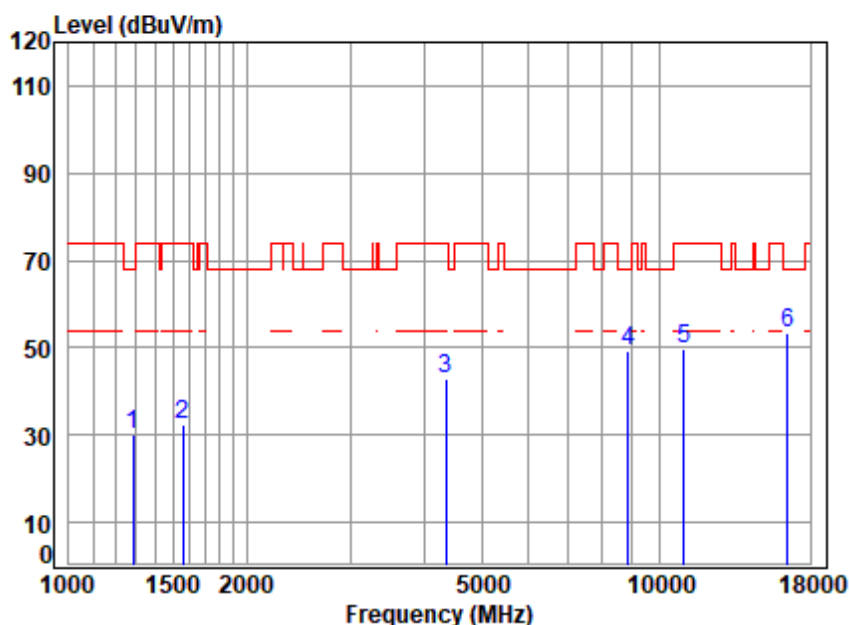


Site : chamber  
Condition: 3m HORIZONTAL  
Job No : 01162TL  
Mode : 5500 TX RSE  
Note : 5G WIFI 11A

|   | Freq      | Cable Loss | Ant Factor | Preamp Factor | Read Level | Level  | Limit Line | Over Limit | Remark |
|---|-----------|------------|------------|---------------|------------|--------|------------|------------|--------|
|   | MHz       | dB         | dB/m       | dB            | dBuV       | dBuV/m | dBuV/m     | dB         |        |
| 1 | 1249.269  | 3.67       | 25.09      | 38.35         | 40.30      | 30.71  | 68.20      | -37.49     | peak   |
| 2 | 1597.181  | 4.20       | 26.81      | 38.40         | 40.31      | 32.92  | 74.00      | -41.08     | peak   |
| 3 | 4417.841  | 7.07       | 34.59      | 35.78         | 37.17      | 43.05  | 68.20      | -25.15     | peak   |
| 4 | 8789.516  | 11.55      | 37.06      | 37.40         | 37.69      | 48.90  | 68.20      | -19.30     | peak   |
| 5 | 11000.000 | 12.90      | 37.50      | 37.84         | 37.16      | 49.72  | 74.00      | -24.28     | peak   |
| 6 | 16500.000 | 14.47      | 42.10      | 37.47         | 33.65      | 52.75  | 68.20      | -15.45     | peak   |



Test Mode: 04; Polarity: Vertical; Modulation:802.11a; Bandwidth:20MHz; Channel:Low

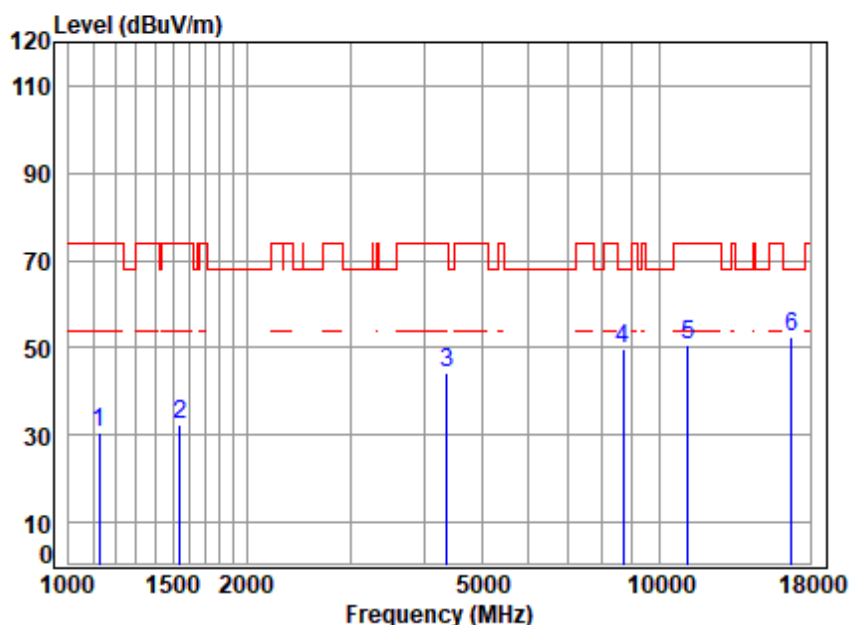


Site : chamber  
Condition: 3m VERTICAL  
Job No : 01162TL  
Mode : 5500 TX RSE  
Note : 5G WIFI 11A

|   | Freq       | Cable Loss | Ant Factor | Preamp Factor | Read Level | Level  | Limit  | Over Limit | Remark |
|---|------------|------------|------------|---------------|------------|--------|--------|------------|--------|
|   | MHz        | dB         | dB/m       | dB            | dBuV       | dBuV/m | dBuV/m | dB         |        |
| 1 | 1285.904   | 3.73       | 24.88      | 38.35         | 39.86      | 30.12  | 68.20  | -38.08     | peak   |
| 2 | 1560.673   | 4.15       | 26.96      | 38.40         | 39.50      | 32.21  | 74.00  | -41.79     | peak   |
| 3 | 4354.454   | 7.03       | 34.44      | 35.83         | 37.32      | 42.96  | 74.00  | -31.04     | peak   |
| 4 | 8866.062   | 11.69      | 37.20      | 37.48         | 38.06      | 49.47  | 68.20  | -18.73     | peak   |
| 5 | 11000.000  | 12.90      | 37.50      | 37.84         | 37.34      | 49.90  | 74.00  | -24.10     | peak   |
| 6 | p16500.000 | 14.47      | 42.10      | 37.47         | 34.45      | 53.55  | 68.20  | -14.65     | peak   |



Test Mode: 04; Polarity: Horizontal; Modulation:802.11a; Bandwidth:20MHz; Channel:middle

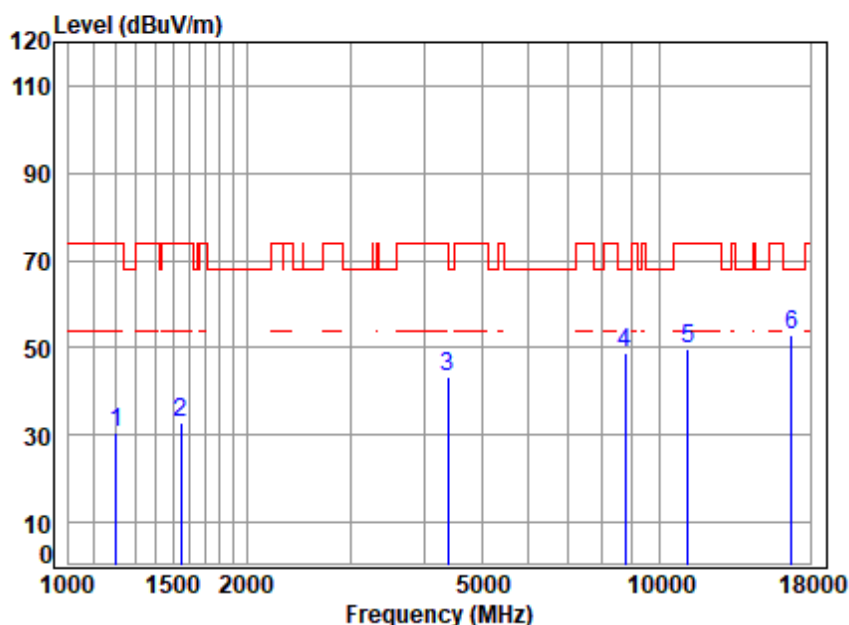


Site : chamber  
Condition: 3m HORIZONTAL  
Job No : 01162TL  
Mode : 5580 TX RSE  
Note : 5G WIFI 11A

|   | Freq       | Cable Loss | Ant Factor | Preamp Factor | Read Level | Level  | Limit Line | Over Limit | Remark |
|---|------------|------------|------------|---------------|------------|--------|------------|------------|--------|
|   | MHz        | dB         | dB/m       | dB            | dBuV       | dBuV/m | dBuV/m     | dB         |        |
| 1 | 1125.813   | 3.44       | 23.80      | 38.33         | 41.79      | 30.70  | 74.00      | -43.30     | peak   |
| 2 | 1542.733   | 4.12       | 26.97      | 38.39         | 39.64      | 32.34  | 74.00      | -41.66     | peak   |
| 3 | 4367.058   | 7.04       | 34.54      | 35.82         | 38.44      | 44.20  | 74.00      | -29.80     | peak   |
| 4 | 8688.480   | 11.38      | 36.90      | 37.30         | 38.68      | 49.66  | 68.20      | -18.54     | peak   |
| 5 | 11160.000  | 12.93      | 37.62      | 37.79         | 37.92      | 50.68  | 74.00      | -23.32     | peak   |
| 6 | p16740.000 | 14.51      | 42.78      | 37.49         | 32.84      | 52.64  | 68.20      | -15.56     | peak   |



Test Mode: 04; Polarity: Vertical; Modulation:802.11a; Bandwidth:20MHz; Channel:middle



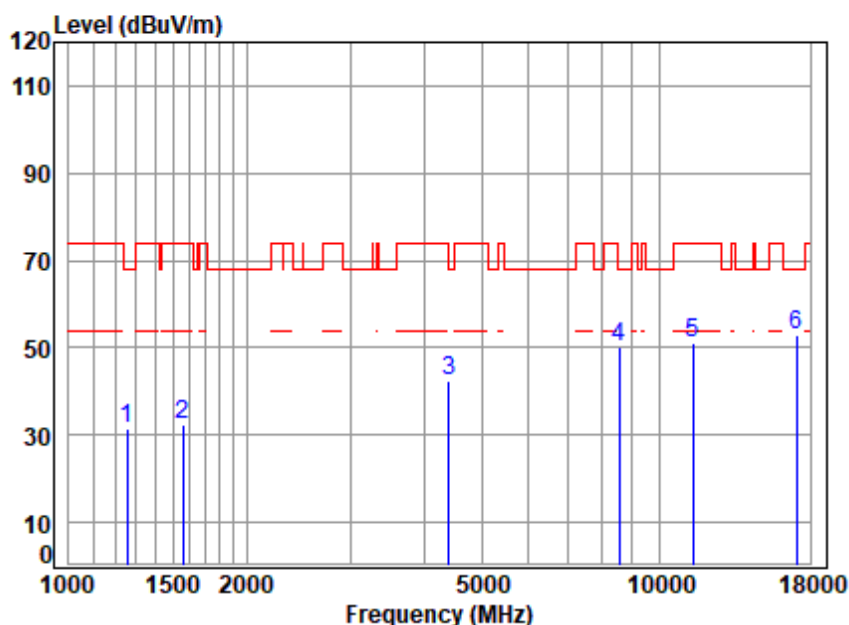
Site : chamber  
Condition: 3m VERTICAL  
Job No : 01162TL  
Mode : 5580 TX RSE  
Note : 5G WIFI 11A

|   | Freq       | Cable Loss | Ant Factor | Preamp Factor | Read Level | Level  | Limit Line | Over Limit | Remark |
|---|------------|------------|------------|---------------|------------|--------|------------|------------|--------|
|   | MHz        | dB         | dB/m       | dB            | dBuV       | dBuV/m | dBuV/m     | dB         |        |
| 1 | 1203.199   | 3.59       | 24.44      | 38.34         | 40.94      | 30.63  | 74.00      | -43.37     | peak   |
| 2 | 1547.199   | 4.13       | 26.99      | 38.39         | 40.05      | 32.78  | 74.00      | -41.22     | peak   |
| 3 | 4392.376   | 7.05       | 34.74      | 35.80         | 37.25      | 43.24  | 74.00      | -30.76     | peak   |
| 4 | 8764.146   | 11.51      | 36.96      | 37.37         | 37.83      | 48.93  | 68.20      | -19.27     | peak   |
| 5 | 11160.000  | 12.93      | 37.62      | 37.79         | 37.12      | 49.88  | 74.00      | -24.12     | peak   |
| 6 | p16740.000 | 14.51      | 42.78      | 37.49         | 32.93      | 52.73  | 68.20      | -15.47     | peak   |





Test Mode: 04; Polarity: Horizontal; Modulation:802.11a; Bandwidth:20MHz; Channel:High

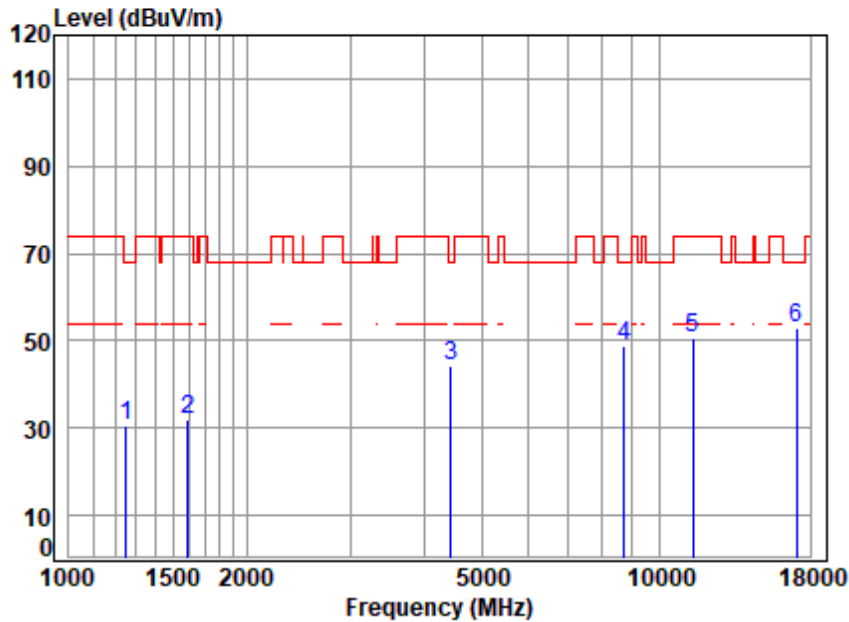


Site : chamber  
Condition: 3m HORIZONTAL  
Job No : 01162TL  
Mode : 5700 TX RSE  
Note : 5G WIFI 11A

|   | Freq       | Cable Loss | Ant Factor | Preamp Factor | Read Level | Level  | Limit Line | Over Limit | Remark |
|---|------------|------------|------------|---------------|------------|--------|------------|------------|--------|
|   | MHz        | dB         | dB/m       | dB            | dBuV       | dBuV/m | dBuV/m     | dB         |        |
| 1 | 1256.512   | 3.68       | 25.06      | 38.35         | 41.32      | 31.71  | 68.20      | -36.49     | peak   |
| 2 | 1560.673   | 4.15       | 26.96      | 38.40         | 39.66      | 32.37  | 74.00      | -41.63     | peak   |
| 3 | 4405.090   | 7.06       | 34.74      | 35.79         | 36.61      | 42.62  | 68.20      | -25.58     | peak   |
| 4 | 8539.102   | 11.11      | 36.78      | 37.14         | 39.25      | 50.00  | 68.20      | -18.20     | peak   |
| 5 | 11400.000  | 12.98      | 37.70      | 37.72         | 37.98      | 50.94  | 74.00      | -23.06     | peak   |
| 6 | p17100.000 | 14.62      | 43.10      | 37.53         | 32.61      | 52.80  | 68.20      | -15.40     | peak   |



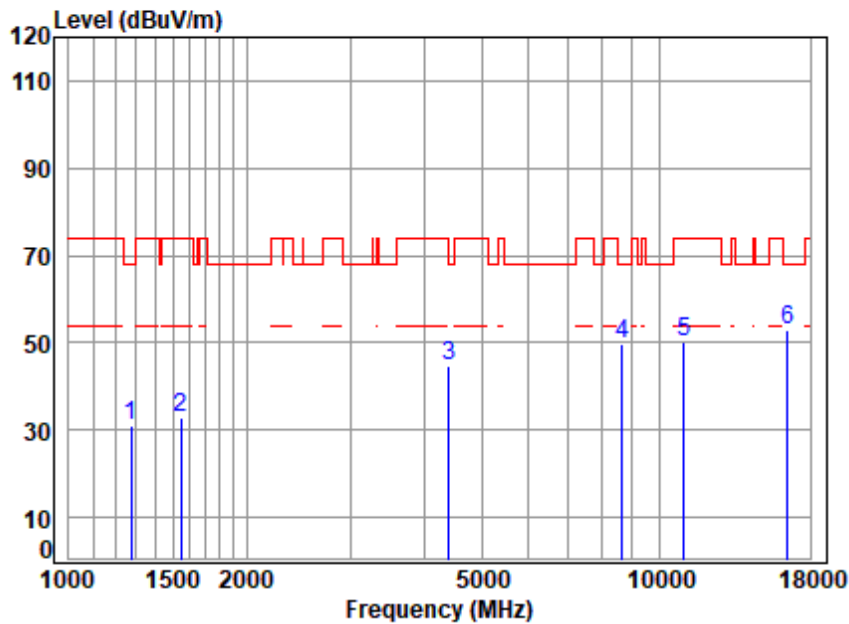
Test Mode: 04; Polarity: Vertical; Modulation:802.11a; Bandwidth:20MHz; Channel:High



Site : chamber  
Condition: 3m VERTICAL  
Job No : 01162TL  
Mode : 5700 TX RSE  
Note : 5G WIFI 11A

|   | Freq       | Cable Loss | Ant Factor | Preamp Factor | Read Level | Level  | Limit Line | Over Limit | Remark |
|---|------------|------------|------------|---------------|------------|--------|------------|------------|--------|
|   | MHz        | dB         | dB/m       | dB            | dBuV       | dBuV/m | dBuV/m     | dB         |        |
| 1 | 1249.269   | 3.67       | 25.09      | 38.35         | 40.16      | 30.57  | 68.20      | -37.63     | peak   |
| 2 | 1592.571   | 4.19       | 26.83      | 38.40         | 39.51      | 32.13  | 74.00      | -41.87     | peak   |
| 3 | 4443.453   | 7.09       | 34.28      | 35.77         | 38.57      | 44.17  | 68.20      | -24.03     | peak   |
| 4 | 8713.630   | 11.42      | 36.90      | 37.32         | 37.76      | 48.76  | 68.20      | -19.44     | peak   |
| 5 | 11400.000  | 12.98      | 37.70      | 37.72         | 37.57      | 50.53  | 74.00      | -23.47     | peak   |
| 6 | p17100.000 | 14.62      | 43.10      | 37.53         | 32.63      | 52.82  | 68.20      | -15.38     | peak   |

Test Mode: 04; Polarity: Horizontal; Modulation:802.11ac; Bandwidth:20MHz; Channel:Low

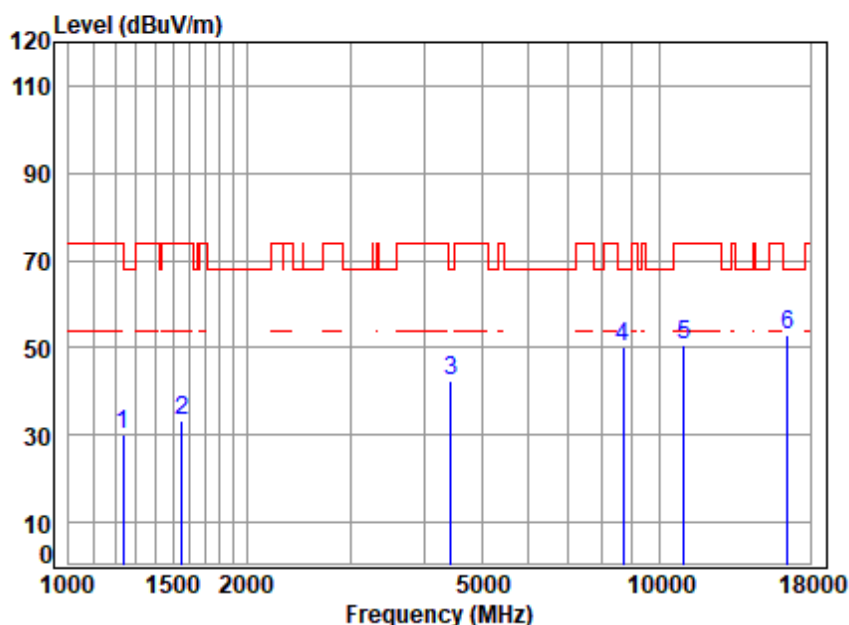


Site : chamber  
 Condition: 3m HORIZONTAL  
 Job No : 01162TL  
 Mode : 5500 TX RSE  
 Note : 5G WIFI 11AC20

|   | Freq      | Cable Loss | Ant Factor | Preamp Factor | Read Level | Level  | Limit  | Over Limit | Remark |
|---|-----------|------------|------------|---------------|------------|--------|--------|------------|--------|
|   | MHz       | dB         | dB/m       | dB            | dBuV       | dBuV/m | dBuV/m | dB         |        |
| 1 | 1274.802  | 3.71       | 24.95      | 38.35         | 40.94      | 31.25  | 68.20  | -36.95     | peak   |
| 2 | 1547.199  | 4.13       | 26.99      | 38.39         | 40.19      | 32.92  | 74.00  | -41.08     | peak   |
| 3 | 4405.090  | 7.06       | 34.74      | 35.79         | 38.57      | 44.58  | 68.20  | -23.62     | peak   |
| 4 | 8663.404  | 11.33      | 36.90      | 37.27         | 38.56      | 49.52  | 68.20  | -18.68     | peak   |
| 5 | 11000.000 | 12.90      | 37.50      | 37.84         | 37.53      | 50.09  | 74.00  | -23.91     | peak   |
| 6 | 16500.000 | 14.47      | 42.10      | 37.47         | 33.67      | 52.77  | 68.20  | -15.43     | peak   |



Test Mode: 04; Polarity: Vertical; Modulation:802.11ac; Bandwidth:20MHz; Channel:Low



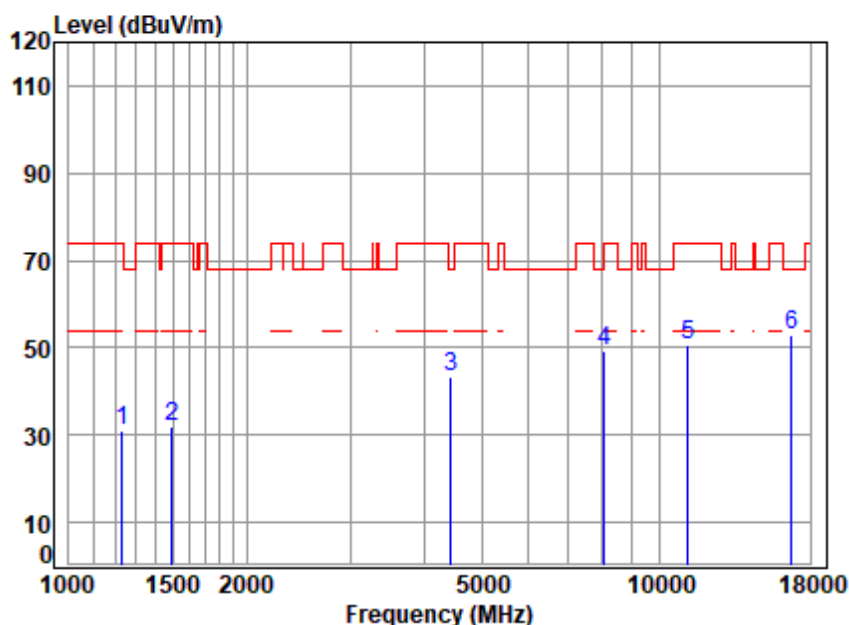
Site : chamber  
Condition: 3m VERTICAL  
Job No : 01162TL  
Mode : 5500 TX RSE  
Note : 5G WIFI 11AC20

|   | Freq       | Cable Loss | Ant Factor | Preamp Factor | Read Level | Level  | Limit Line | Over Limit | Remark |
|---|------------|------------|------------|---------------|------------|--------|------------|------------|--------|
|   | MHz        | dB         | dB/m       | dB            | dBuV       | dBuV/m | dBuV/m     | dB         |        |
| 1 | 1234.909   | 3.64       | 24.89      | 38.35         | 39.92      | 30.10  | 74.00      | -43.90     | peak   |
| 2 | 1551.677   | 4.13       | 26.99      | 38.40         | 40.77      | 33.49  | 74.00      | -40.51     | peak   |
| 3 | 4443.453   | 7.09       | 34.28      | 35.77         | 36.88      | 42.48  | 68.20      | -25.72     | peak   |
| 4 | 8688.480   | 11.38      | 36.90      | 37.30         | 39.05      | 50.03  | 68.20      | -18.17     | peak   |
| 5 | 11000.000  | 12.90      | 37.50      | 37.84         | 38.04      | 50.60  | 74.00      | -23.40     | peak   |
| 6 | p16500.000 | 14.47      | 42.10      | 37.47         | 34.05      | 53.15  | 68.20      | -15.05     | peak   |





Test Mode: 04; Polarity: Horizontal; Modulation:802.11ac; Bandwidth:20MHz; Channel:middle

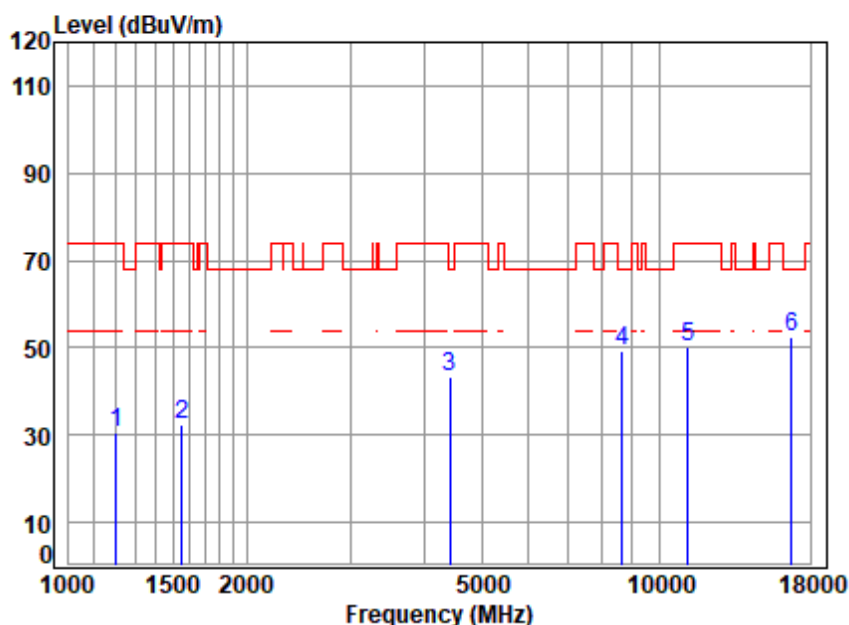


Site : chamber  
Condition: 3m HORIZONTAL  
Job No : 01162TL  
Mode : 5580 TX RSE  
Note : 5G WIFI 11AC20

|   | Freq       | Cable Loss | Ant Factor | Preamp Factor | Read Level | Level  | Limit Line | Over Limit | Remark |
|---|------------|------------|------------|---------------|------------|--------|------------|------------|--------|
|   | MHz        | dB         | dB/m       | dB            | dBuV       | dBuV/m | dBuV/m     | dB         |        |
| 1 | 1231.345   | 3.64       | 24.84      | 38.35         | 40.78      | 30.91  | 74.00      | -43.09     | peak   |
| 2 | 1494.455   | 4.05       | 26.64      | 38.39         | 39.67      | 31.97  | 74.00      | -42.03     | peak   |
| 3 | 4430.628   | 7.08       | 34.43      | 35.77         | 37.53      | 43.27  | 68.20      | -24.93     | peak   |
| 4 | 8082.804   | 10.26      | 36.47      | 36.65         | 39.13      | 49.21  | 74.00      | -24.79     | peak   |
| 5 | 11160.000  | 12.93      | 37.62      | 37.79         | 38.07      | 50.83  | 74.00      | -23.17     | peak   |
| 6 | p16740.000 | 14.51      | 42.78      | 37.49         | 32.93      | 52.73  | 68.20      | -15.47     | peak   |



Test Mode: 04; Polarity: Vertical; Modulation:802.11ac; Bandwidth:20MHz; Channel:middle

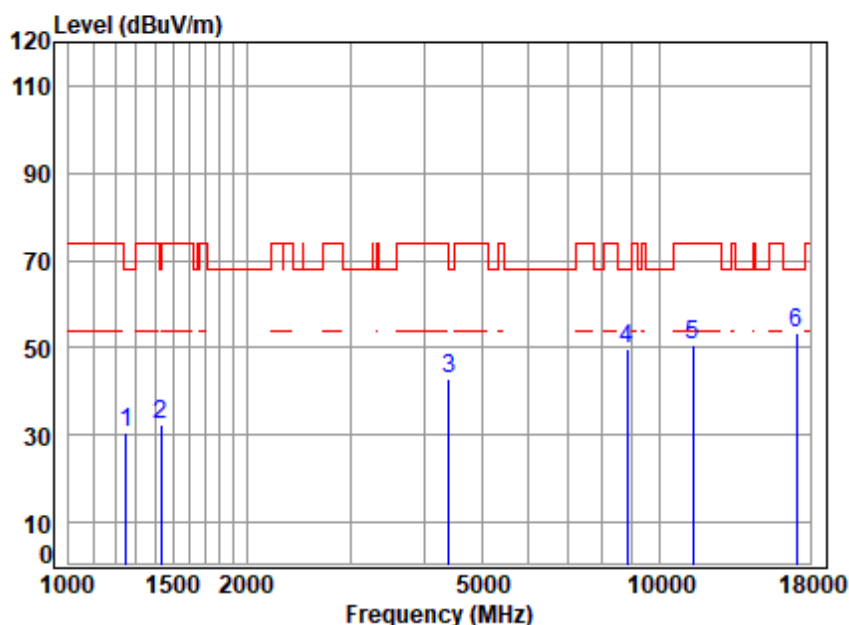


Site : chamber  
Condition: 3m VERTICAL  
Job No : 01162TL  
Mode : 5580 TX RSE  
Note : 5G WIFI 11AC20

|   | Freq       | Cable Loss | Ant Factor | Preamp Factor | Read Level | Level  | Limit Line | Over Limit | Remark |
|---|------------|------------|------------|---------------|------------|--------|------------|------------|--------|
|   | MHz        | dB         | dB/m       | dB            | dBuV       | dBuV/m | dBuV/m     | dB         |        |
| 1 | 1203.199   | 3.59       | 24.44      | 38.34         | 41.02      | 30.71  | 74.00      | -43.29     | peak   |
| 2 | 1551.677   | 4.13       | 26.99      | 38.40         | 39.67      | 32.39  | 74.00      | -41.61     | peak   |
| 3 | 4417.841   | 7.07       | 34.59      | 35.78         | 37.63      | 43.51  | 68.20      | -24.69     | peak   |
| 4 | 8663.404   | 11.33      | 36.90      | 37.27         | 38.27      | 49.23  | 68.20      | -18.97     | peak   |
| 5 | 11160.000  | 12.93      | 37.62      | 37.79         | 37.41      | 50.17  | 74.00      | -23.83     | peak   |
| 6 | p16740.000 | 14.51      | 42.78      | 37.49         | 32.84      | 52.64  | 68.20      | -15.56     | peak   |



Test Mode: 04; Polarity: Horizontal; Modulation:802.11ac; Bandwidth:20MHz; Channel:High

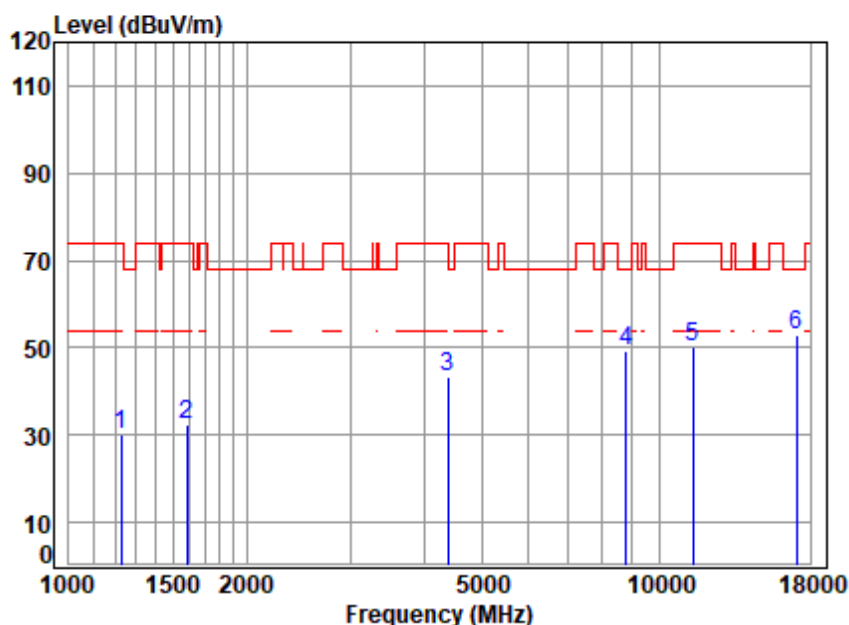


Site : chamber  
Condition: 3m HORIZONTAL  
Job No : 01162TL  
Mode : 5700 TX RSE  
Note : 5G WIFI 11AC20

|   |            | Cable | Ant    | Preamp | Read  |        | Limit  | Over   |        |
|---|------------|-------|--------|--------|-------|--------|--------|--------|--------|
|   | Freq       | Loss  | Factor | Factor | Level | Level  | Line   | Limit  | Remark |
|   | MHz        | dB    | dB/m   | dB     | dBuV  | dBuV/m | dBuV/m | dB     |        |
| 1 | 1249.269   | 3.67  | 25.09  | 38.35  | 40.36 | 30.77  | 68.20  | -37.43 | peak   |
| 2 | 1431.047   | 3.96  | 25.10  | 38.38  | 41.85 | 32.53  | 68.20  | -35.67 | peak   |
| 3 | 4405.090   | 7.06  | 34.74  | 35.79  | 36.82 | 42.83  | 68.20  | -25.37 | peak   |
| 4 | 8814.957   | 11.60 | 37.13  | 37.42  | 38.31 | 49.62  | 68.20  | -18.58 | peak   |
| 5 | 11400.000  | 12.98 | 37.70  | 37.72  | 37.87 | 50.83  | 74.00  | -23.17 | peak   |
| 6 | p17100.000 | 14.62 | 43.10  | 37.53  | 33.00 | 53.19  | 68.20  | -15.01 | peak   |



Test Mode: 04; Polarity: Vertical; Modulation:802.11ac; Bandwidth:20MHz; Channel:High



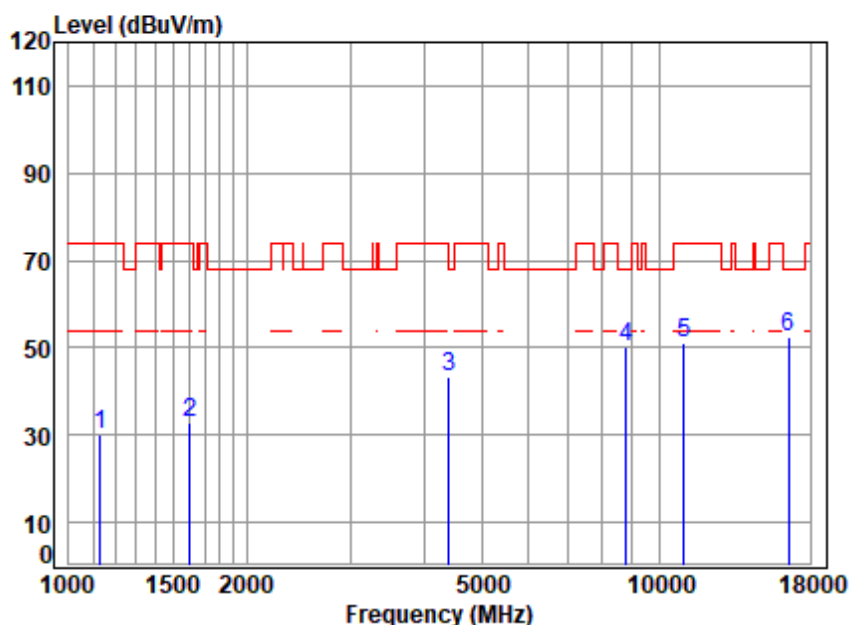
Site : chamber  
Condition: 3m VERTICAL  
Job No : 01162TL  
Mode : 5700 TX RSE  
Note : 5G WIFI 11AC20

|   | Freq       | Cable Loss | Ant Factor | Preamp Factor | Read Level | Level  | Limit  | Over   | Remark |
|---|------------|------------|------------|---------------|------------|--------|--------|--------|--------|
|   | MHz        | dB         | dB/m       | dB            | dBuV       | dBuV/m | dBuV/m | dB     |        |
| 1 | 1227.791   | 3.63       | 24.79      | 38.34         | 39.84      | 29.92  | 74.00  | -44.08 | peak   |
| 2 | 1583.392   | 4.18       | 26.87      | 38.40         | 39.78      | 32.43  | 74.00  | -41.57 | peak   |
| 3 | 4379.699   | 7.04       | 34.64      | 35.81         | 37.49      | 43.36  | 74.00  | -30.64 | peak   |
| 4 | 8789.516   | 11.55      | 37.06      | 37.40         | 38.03      | 49.24  | 68.20  | -18.96 | peak   |
| 5 | 11400.000  | 12.98      | 37.70      | 37.72         | 37.43      | 50.39  | 74.00  | -23.61 | peak   |
| 6 | p17100.000 | 14.62      | 43.10      | 37.53         | 32.94      | 53.13  | 68.20  | -15.07 | peak   |





Test Mode: 04; Polarity: Horizontal; Modulation:802.11ac; Bandwidth:40MHz; Channel:Low

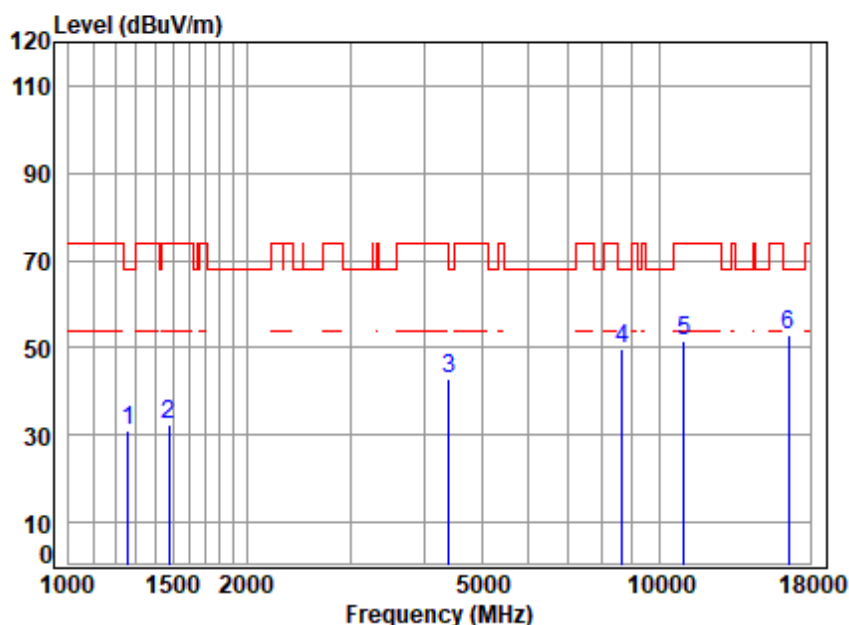


Site : chamber  
Condition: 3m HORIZONTAL  
Job No : 01162TL  
Mode : 5510 TX RSE  
Note : 5G WIFI 11AC40

|   | Freq       | Cable Loss | Ant Factor | Preamp Factor | Read Level | Level  | Limit Line | Over Limit | Remark |
|---|------------|------------|------------|---------------|------------|--------|------------|------------|--------|
|   | MHz        | dB         | dB/m       | dB            | dBuV       | dBuV/m | dBuV/m     | dB         |        |
| 1 | 1129.072   | 3.45       | 23.82      | 38.33         | 41.30      | 30.24  | 74.00      | -43.76     | peak   |
| 2 | 1606.441   | 4.21       | 26.74      | 38.40         | 40.23      | 32.78  | 74.00      | -41.22     | peak   |
| 3 | 4405.090   | 7.06       | 34.74      | 35.79         | 37.50      | 43.51  | 68.20      | -24.69     | peak   |
| 4 | 8789.516   | 11.55      | 37.06      | 37.40         | 38.82      | 50.03  | 68.20      | -18.17     | peak   |
| 5 | 11020.000  | 12.90      | 37.50      | 37.83         | 38.64      | 51.21  | 74.00      | -22.79     | peak   |
| 6 | p16530.000 | 14.48      | 42.16      | 37.47         | 33.41      | 52.58  | 68.20      | -15.62     | peak   |



Test Mode: 04; Polarity: Vertical; Modulation:802.11ac; Bandwidth:40MHz; Channel:Low

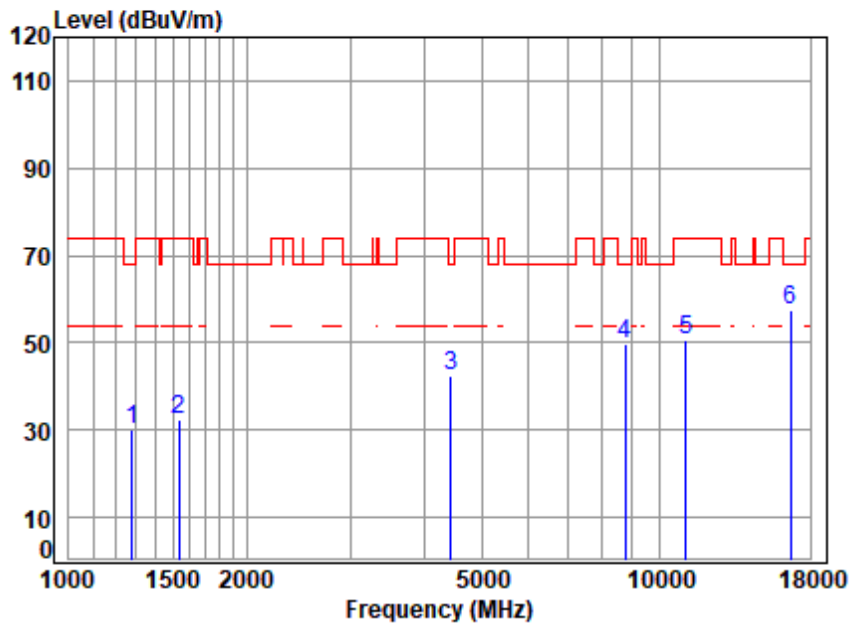


Site : chamber  
Condition: 3m VERTICAL  
Job No : 01162TL  
Mode : 5510 TX RSE  
Note : 5G WIFI 11AC40

|   | Freq       | Cable Loss | Ant Factor | Preamp Factor | Read Level | Level  | Limit Line | Over Limit | Remark |
|---|------------|------------|------------|---------------|------------|--------|------------|------------|--------|
|   | MHz        | dB         | dB/m       | dB            | dBuV       | dBuV/m | dBuV/m     | dB         |        |
| 1 | 1260.149   | 3.69       | 25.04      | 38.35         | 40.51      | 30.89  | 68.20      | -37.31     | peak   |
| 2 | 1477.276   | 4.03       | 26.16      | 38.38         | 40.46      | 32.27  | 74.00      | -41.73     | peak   |
| 3 | 4405.090   | 7.06       | 34.74      | 35.79         | 37.08      | 43.09  | 68.20      | -25.11     | peak   |
| 4 | 8638.399   | 11.29      | 36.90      | 37.24         | 38.68      | 49.63  | 68.20      | -18.57     | peak   |
| 5 | 11020.000  | 12.90      | 37.50      | 37.83         | 39.06      | 51.63  | 74.00      | -22.37     | peak   |
| 6 | p16530.000 | 14.48      | 42.16      | 37.47         | 33.58      | 52.75  | 68.20      | -15.45     | peak   |



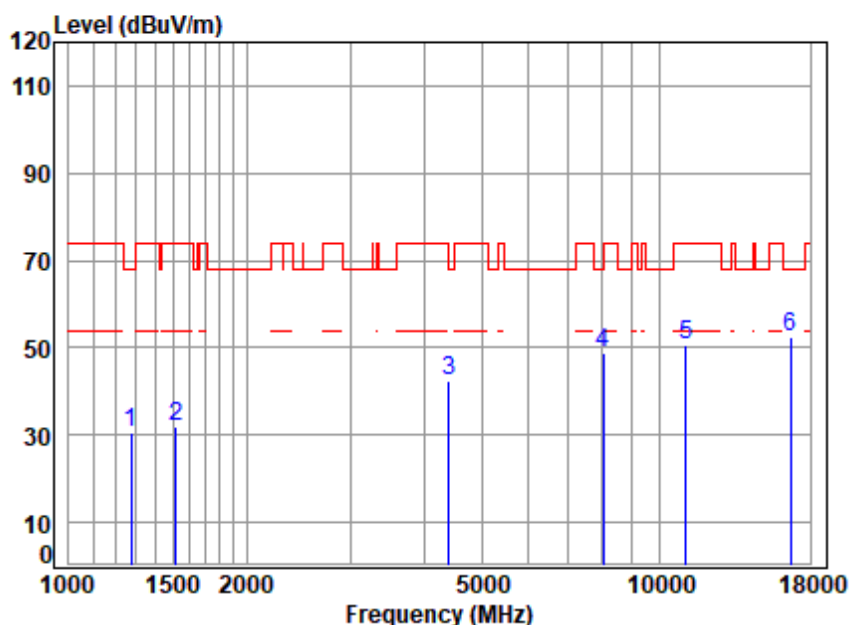
Test Mode: 04; Polarity: Horizontal; Modulation:802.11ac; Bandwidth:40MHz; Channel:High



Site : chamber  
Condition: 3m HORIZONTAL  
Job No : 01162TL  
Mode : 5670 TX RSE  
Note : 5G WIFI 11AC40

|   | Freq       | Cable Loss | Ant Factor | Preamp Factor | Read Level | Level  | Limit Line | Over Limit | Remark |
|---|------------|------------|------------|---------------|------------|--------|------------|------------|--------|
|   | MHz        | dB         | dB/m       | dB            | dBuV       | dBuV/m | dBuV/m     | dB         |        |
| 1 | 1278.492   | 3.72       | 24.93      | 38.35         | 39.89      | 30.19  | 68.20      | -38.01     | peak   |
| 2 | 1538.281   | 4.12       | 26.95      | 38.39         | 39.57      | 32.25  | 74.00      | -41.75     | peak   |
| 3 | 4430.628   | 7.08       | 34.43      | 35.77         | 36.71      | 42.45  | 68.20      | -25.75     | peak   |
| 4 | 8764.146   | 11.51      | 36.96      | 37.37         | 38.43      | 49.53  | 68.20      | -18.67     | peak   |
| 5 | 11100.000  | 12.92      | 37.50      | 37.81         | 38.16      | 50.77  | 74.00      | -23.23     | peak   |
| 6 | p16650.000 | 14.50      | 42.50      | 37.48         | 37.96      | 57.48  | 68.20      | -10.72     | peak   |

Test Mode: 04; Polarity: Vertical; Modulation:802.11ac; Bandwidth:40MHz; Channel:High



Site : chamber  
 Condition: 3m VERTICAL  
 Job No : 01162TL  
 Mode : 5670 TX RSE  
 Note : 5G WIFI 11AC40

|   | Freq      | Cable Loss | Ant Factor | Preamp Factor | Read Level | Level  | Limit Line | Over Limit | Remark |
|---|-----------|------------|------------|---------------|------------|--------|------------|------------|--------|
|   | MHz       | dB         | dB/m       | dB            | dBuV       | dBuV/m | dBuV/m     | dB         |        |
| 1 | 1274.802  | 3.71       | 24.95      | 38.35         | 40.20      | 30.51  | 68.20      | -37.69     | peak   |
| 2 | 1516.210  | 4.08       | 26.86      | 38.39         | 39.52      | 32.07  | 74.00      | -41.93     | peak   |
| 3 | 4405.090  | 7.06       | 34.74      | 35.79         | 36.38      | 42.39  | 68.20      | -25.81     | peak   |
| 4 | 8036.214  | 10.17      | 36.40      | 36.60         | 38.82      | 48.79  | 74.00      | -25.21     | peak   |
| 5 | 11100.000 | 12.92      | 37.50      | 37.81         | 38.03      | 50.64  | 74.00      | -23.36     | peak   |
| 6 | 16650.000 | 14.50      | 42.50      | 37.48         | 33.14      | 52.66  | 68.20      | -15.54     | peak   |



Unless otherwise agreed in writing, this document is issued by the Company subject to its General Conditions of Service printed overleaf, available on request or accessible at <https://www.sgs.com/en/Terms-and-Conditions>. Attention is drawn to the limitation of liability, indemnification and jurisdiction issues defined therein. Any holder of this document is advised that information contained hereon reflects the Company's findings at the time of its intervention only and within the limits of Client's instructions, if any. The Company's sole responsibility is to its Client and this document does not exonerate parties to a transaction from exercising all their rights and obligations under the transaction documents. This document cannot be reproduced except in full, without prior written approval of the Company. Any unauthorized alteration, forgery or falsification of the content or appearance of this document is unlawful and offenders may be prosecuted to the fullest extent of the law. Unless otherwise stated the results shown in this test report refer only to the sample(s) tested and such sample(s) are retained for 30 days only.

Attention: To check the authenticity of testing /inspection report & certificate, please contact us at telephone: (86-755) 8307 1443, or email: [CN.Doccheck@sgs.com](mailto:CN.Doccheck@sgs.com)  
 No.1 Workshop, M-10, Middle Section, Science & Technology Park, Nanshan District, Shenzhen, Guangdong, China 518057 t (86-755) 26012053 f (86-755) 26710594 www.ssgroup.com.cn  
 中国·广东·深圳市南山区科技园中区M-10栋1号厂房 邮编: 518057 t (86-755) 26012053 f (86-755) 26710594 sgs.china@sgs.com



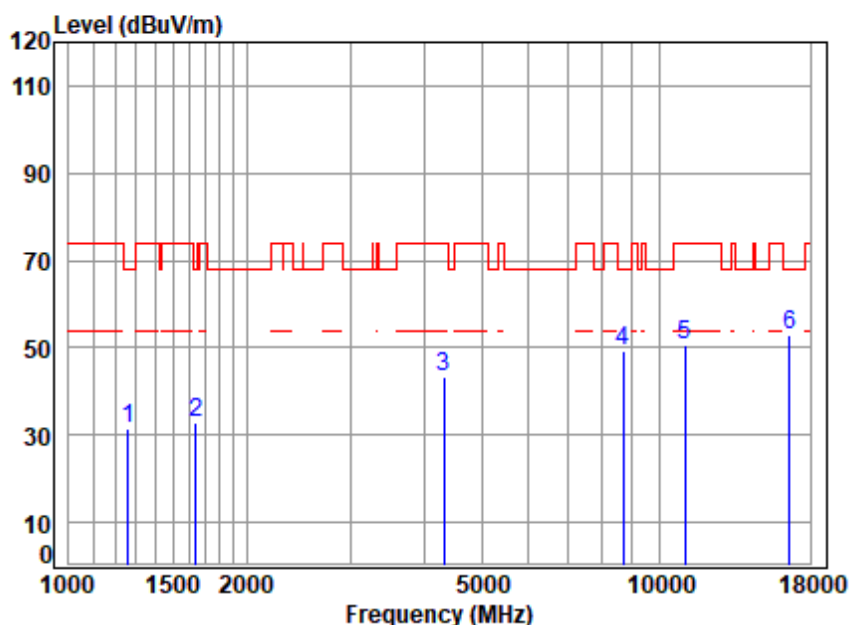
## SGS-CSTC Standards Technical Services Co., Ltd. Shenzhen Branch

SZEMC-TRF-01 Rev. A/1

Report No.: SZCR240400116203

Page: 196 of 528

Test Mode: 04; Polarity: Horizontal; Modulation:802.11ac; Bandwidth:80MHz; Channel:Low



Site : chamber  
Condition: 3m HORIZONTAL  
Job No : 01162TL  
Mode : 5530 TX RSE  
Note : 5G WIFI 11AC80

|   |            | Cable | Ant    | Preamp | Read  |        | Limit  | Over   |        |
|---|------------|-------|--------|--------|-------|--------|--------|--------|--------|
|   | Freq       | Loss  | Factor | Factor | Level | Level  | Line   | Limit  | Remark |
|   | MHz        | dB    | dB/m   | dB     | dBuV  | dBuV/m | dBuV/m | dB     |        |
| 1 | 1260.149   | 3.69  | 25.04  | 38.35  | 40.94 | 31.32  | 68.20  | -36.88 | peak   |
| 2 | 1639.274   | 4.25  | 26.41  | 38.41  | 40.69 | 32.94  | 68.20  | -35.26 | peak   |
| 3 | 4316.859   | 7.00  | 34.13  | 35.86  | 38.21 | 43.48  | 74.00  | -30.52 | peak   |
| 4 | 8688.480   | 11.38 | 36.90  | 37.30  | 38.46 | 49.44  | 68.20  | -18.76 | peak   |
| 5 | 11060.000  | 12.91 | 37.50  | 37.82  | 38.10 | 50.69  | 74.00  | -23.31 | peak   |
| 6 | p16590.000 | 14.49 | 42.28  | 37.47  | 33.77 | 53.07  | 68.20  | -15.13 | peak   |

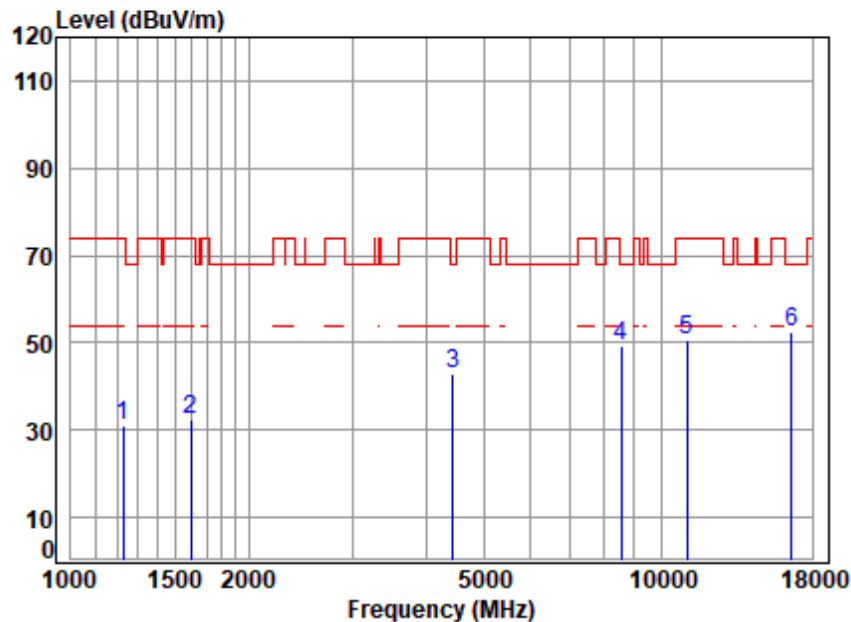


SGS-CSTC Standards Technical Services Co., Ltd.  
Shenzhen Branch (SZEMC) Laboratory

Unless otherwise agreed in writing, this document is issued by the Company subject to its General Conditions of Service printed overleaf, available on request or accessible at <https://www.sgs.com/en/Terms-and-Conditions>. Attention is drawn to the limitation of liability, indemnification and jurisdiction issues defined therein. Any holder of this document is advised that information contained hereon reflects the Company's findings at the time of its intervention only and within the limits of Client's instructions, if any. The Company's sole responsibility is to its Client and this document does not exonerate parties to a transaction from exercising all their rights and obligations under the transaction documents. This document cannot be reproduced except in full, without prior written approval of the Company. Any unauthorized alteration, forgery or falsification of the content or appearance of this document is unlawful and offenders may be prosecuted to the fullest extent of the law. Unless otherwise stated the results shown in this test report refer only to the sample(s) tested and such sample(s) are retained for 30 days only.

Attention: To check the authenticity of testing /inspection report & certificate, please contact us at telephone: (86-755) 8307 1443, or email: [CN.Doccheck@sgs.com](mailto:CN.Doccheck@sgs.com)  
No.1 Workshop, M-10, Middle Section, Science & Technology Park, Nanshan District, Shenzhen, Guangdong, China 518057 t (86-755) 26012053 f (86-755) 26710594 www.sgs.com.cn  
中国·广东·深圳市南山区科技园中区M-10栋1号厂房 邮编: 518057 t (86-755) 26012053 f (86-755) 26710594 sgs.china@sgs.com

Test Mode: 04; Polarity: Vertical; Modulation:802.11ac; Bandwidth:80MHz; Channel:Low

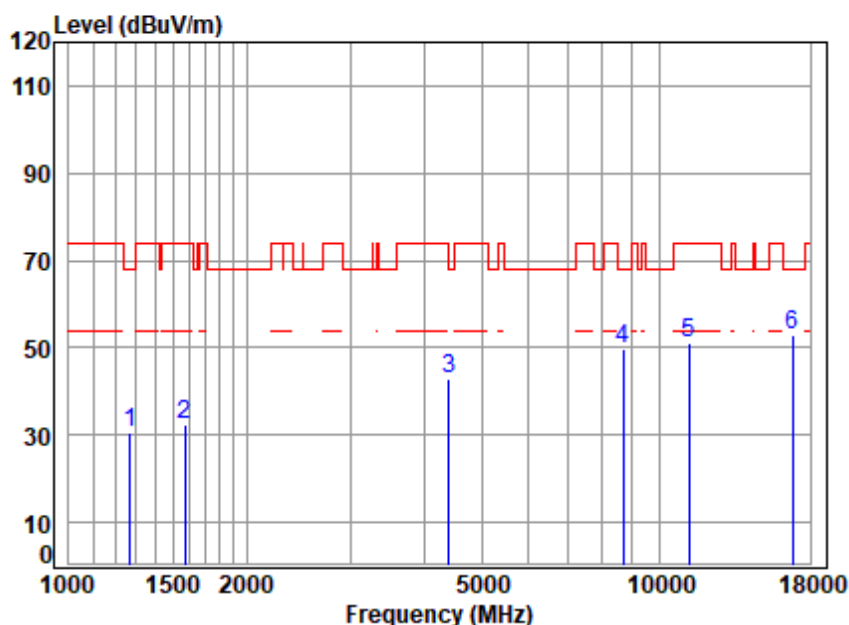


Site : chamber  
Condition: 3m VERTICAL  
Job No : 01162TL  
Mode : 5530 TX RSE  
Note : 5G WIFI 11AC80

|   | Freq       | Cable Loss | Ant Factor | Preamp Factor | Read Level | Level  | Limit Line | Over Limit | Remark |
|---|------------|------------|------------|---------------|------------|--------|------------|------------|--------|
|   | MHz        | dB         | dB/m       | dB            | dBuV       | dBuV/m | dBuV/m     | dB         |        |
| 1 | 1227.791   | 3.63       | 24.79      | 38.34         | 41.03      | 31.11  | 74.00      | -42.89     | peak   |
| 2 | 1597.181   | 4.20       | 26.81      | 38.40         | 39.64      | 32.25  | 74.00      | -41.75     | peak   |
| 3 | 4430.628   | 7.08       | 34.43      | 35.77         | 37.01      | 42.75  | 68.20      | -25.45     | peak   |
| 4 | 8563.818   | 11.15      | 36.83      | 37.17         | 38.26      | 49.07  | 68.20      | -19.13     | peak   |
| 5 | 11060.000  | 12.91      | 37.50      | 37.82         | 38.14      | 50.73  | 74.00      | -23.27     | peak   |
| 6 | p16590.000 | 14.49      | 42.28      | 37.47         | 33.37      | 52.67  | 68.20      | -15.53     | peak   |



Test Mode: 04; Polarity: Horizontal; Modulation:802.11ac; Bandwidth:80MHz; Channel:High

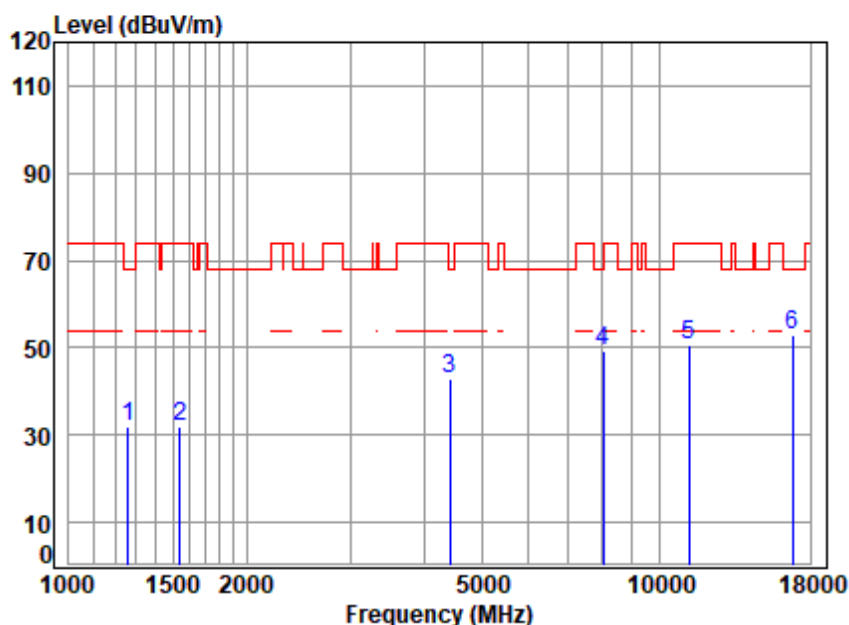


Site : chamber  
Condition: 3m HORIZONTAL  
Job No : 01162TL  
Mode : 5610 TX RSE  
Note : 5G WIFI 11AC80

|   | Freq       | Cable Loss | Ant Factor | Preamp Factor | Read Level | Level  | Limit Line | Over Limit | Remark |
|---|------------|------------|------------|---------------|------------|--------|------------|------------|--------|
|   | MHz        | dB         | dB/m       | dB            | dBuV       | dBuV/m | dBuV/m     | dB         |        |
| 1 | 1271.123   | 3.71       | 24.97      | 38.35         | 40.32      | 30.65  | 68.20      | -37.55     | peak   |
| 2 | 1574.265   | 4.17       | 26.90      | 38.40         | 39.53      | 32.20  | 74.00      | -41.80     | peak   |
| 3 | 4405.090   | 7.06       | 34.74      | 35.79         | 36.86      | 42.87  | 68.20      | -25.33     | peak   |
| 4 | 8688.480   | 11.38      | 36.90      | 37.30         | 38.92      | 49.90  | 68.20      | -18.30     | peak   |
| 5 | 11220.000  | 12.94      | 37.72      | 37.77         | 38.42      | 51.31  | 74.00      | -22.69     | peak   |
| 6 | p16830.000 | 14.53      | 42.99      | 37.50         | 33.08      | 53.10  | 68.20      | -15.10     | peak   |



Test Mode: 04; Polarity: Vertical; Modulation:802.11ac; Bandwidth:80MHz; Channel:High



Site : chamber  
Condition: 3m VERTICAL  
Job No : 01162TL  
Mode : 5610 TX RSE  
Note : 5G WIFI 11AC80

|   | Freq       | Cable Loss | Ant Factor | Preamp Factor | Read Level | Level  | Limit Line | Over Limit | Remark |
|---|------------|------------|------------|---------------|------------|--------|------------|------------|--------|
|   | MHz        | dB         | dB/m       | dB            | dBuV       | dBuV/m | dBuV/m     | dB         |        |
| 1 | 1260.149   | 3.69       | 25.04      | 38.35         | 41.49      | 31.87  | 68.20      | -36.33     | peak   |
| 2 | 1542.733   | 4.12       | 26.97      | 38.39         | 39.44      | 32.14  | 74.00      | -41.86     | peak   |
| 3 | 4417.841   | 7.07       | 34.59      | 35.78         | 37.05      | 42.93  | 68.20      | -25.27     | peak   |
| 4 | 8036.214   | 10.17      | 36.40      | 36.60         | 39.10      | 49.07  | 74.00      | -24.93     | peak   |
| 5 | 11220.000  | 12.94      | 37.72      | 37.77         | 37.80      | 50.69  | 74.00      | -23.31     | peak   |
| 6 | p16830.000 | 14.53      | 42.99      | 37.50         | 32.98      | 53.00  | 68.20      | -15.20     | peak   |





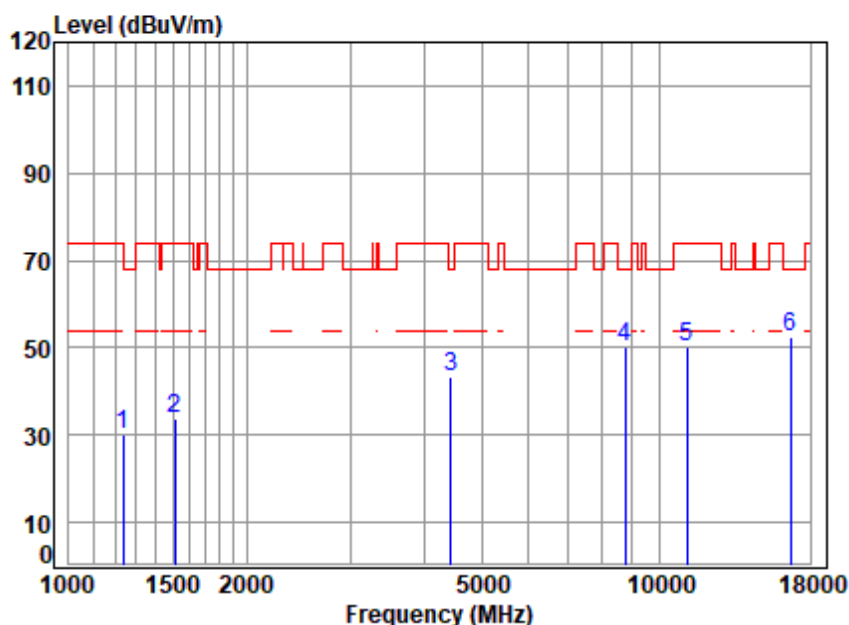
## SGS-CSTC Standards Technical Services Co., Ltd. Shenzhen Branch

SZEMC-TRF-01 Rev. A/1

Report No.: SZCR240400116203

Page: 200 of 528

Test Mode: 04; Polarity: Horizontal; Modulation:802.11ac; Bandwidth:160MHz; Channel:middle



Site : chamber  
 Condition: 3m HORIZONTAL  
 Job No : 01162TL  
 Mode : 5570 TX RSE  
 Note : 5G WIFI 11AC160

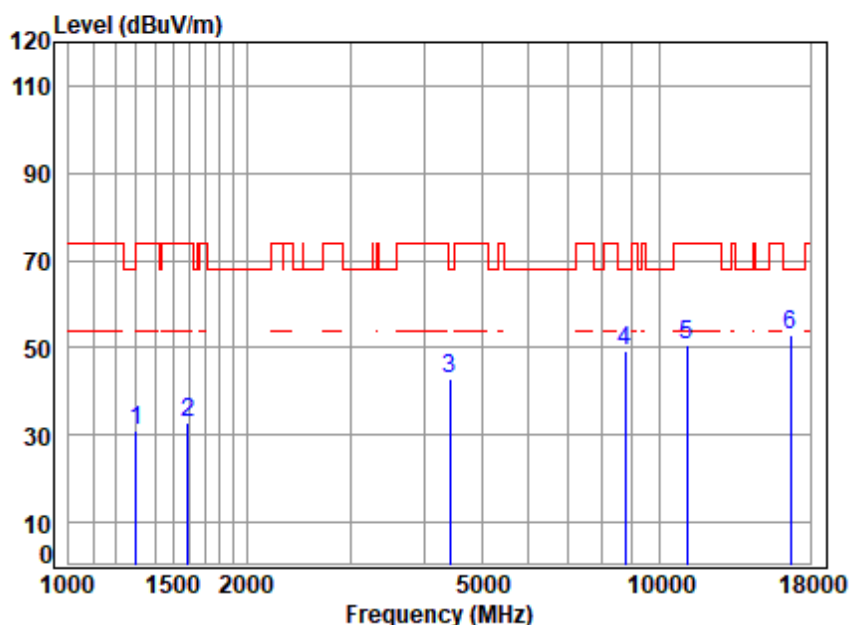
|   | Freq      | Cable Loss | Ant Factor | Preamp Factor | Read Level | Level  | Limit Line | Over Limit | Remark |
|---|-----------|------------|------------|---------------|------------|--------|------------|------------|--------|
|   | MHz       | dB         | dB/m       | dB            | dBuV       | dBuV/m | dBuV/m     | dB         |        |
| 1 | 1234.909  | 3.64       | 24.89      | 38.35         | 40.13      | 30.31  | 74.00      | -43.69     | peak   |
| 2 | 1511.833  | 4.08       | 26.85      | 38.39         | 41.15      | 33.69  | 74.00      | -40.31     | peak   |
| 3 | 4430.628  | 7.08       | 34.43      | 35.77         | 37.54      | 43.28  | 68.20      | -24.92     | peak   |
| 4 | 8738.852  | 11.47      | 36.90      | 37.35         | 39.16      | 50.18  | 68.20      | -18.02     | peak   |
| 5 | 11140.000 | 12.93      | 37.58      | 37.80         | 37.67      | 50.38  | 74.00      | -23.62     | peak   |
| 6 | 16710.000 | 14.51      | 42.72      | 37.48         | 32.55      | 52.30  | 68.20      | -15.90     | peak   |



Unless otherwise agreed in writing, this document is issued by the Company subject to its General Conditions of Service printed overleaf, available on request or accessible at <https://www.sgs.com/en/Terms-and-Conditions>. Attention is drawn to the limitation of liability, indemnification and jurisdiction issues defined therein. Any holder of this document is advised that information contained hereon reflects the Company's findings at the time of its intervention only and within the limits of Client's instructions, if any. The Company's sole responsibility is to its Client and this document does not exonerate parties to a transaction from exercising all their rights and obligations under the transaction documents. This document cannot be reproduced except in full, without prior written approval of the Company. Any unauthorized alteration, forgery or falsification of the content or appearance of this document is unlawful and offenders may be prosecuted to the fullest extent of the law. Unless otherwise stated the results shown in this test report refer only to the sample(s) tested and such sample(s) are retained for 30 days only.

Attention: To check the authenticity of testing /inspection report & certificate, please contact us at telephone: (86-755) 8307 1443, or email: [CN.Doccheck@sgs.com](mailto:CN.Doccheck@sgs.com)  
 No.1 Workshop, M-10, Middle Section, Science & Technology Park, Nanshan District, Shenzhen, Guangdong, China 518057 t (86-755) 26012053 f (86-755) 26710594 www.sgs.com.cn  
 中国·广东·深圳市南山区科技园中区M-10栋1号厂房 邮编: 518057 t (86-755) 26012053 f (86-755) 26710594 sgs.china@sgs.com

Test Mode: 04; Polarity: Vertical; Modulation:802.11ac; Bandwidth:160MHz; Channel:middle

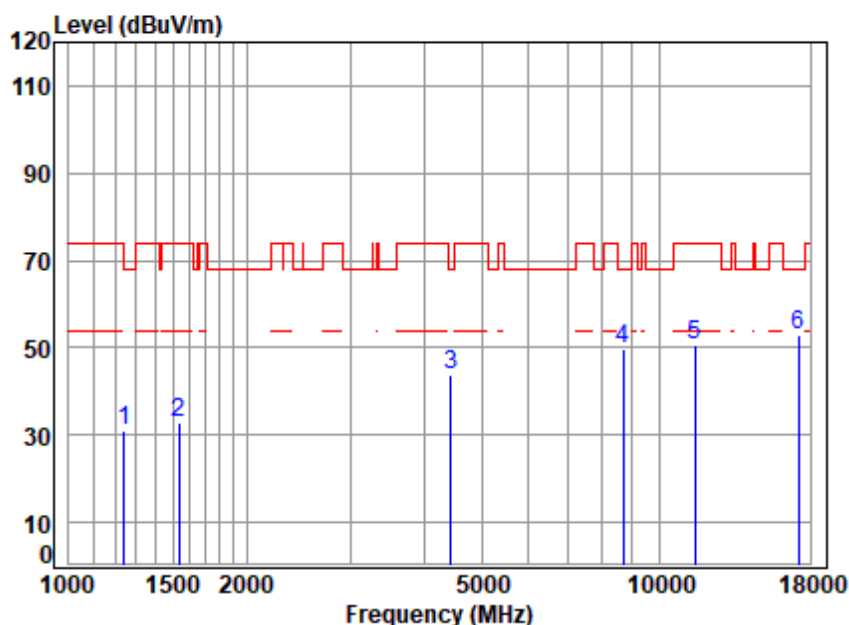


Site : chamber  
Condition: 3m VERTICAL  
Job No : 01162TL  
Mode : 5570 TX RSE  
Note : 5G WIFI 11AC160

|   | Freq       | Cable Loss | Ant Factor | Preamp Factor | Read Level | Level  | Limit Line | Over Limit | Remark |
|---|------------|------------|------------|---------------|------------|--------|------------|------------|--------|
|   | MHz        | dB         | dB/m       | dB            | dBuV       | dBuV/m | dBuV/m     | dB         |        |
| 1 | 1300.858   | 3.76       | 24.79      | 38.36         | 40.78      | 30.97  | 74.00      | -43.03     | peak   |
| 2 | 1592.571   | 4.19       | 26.83      | 38.40         | 40.33      | 32.95  | 74.00      | -41.05     | peak   |
| 3 | 4417.841   | 7.07       | 34.59      | 35.78         | 36.94      | 42.82  | 68.20      | -25.38     | peak   |
| 4 | 8764.146   | 11.51      | 36.96      | 37.37         | 38.35      | 49.45  | 68.20      | -18.75     | peak   |
| 5 | 11140.000  | 12.93      | 37.58      | 37.80         | 37.93      | 50.64  | 74.00      | -23.36     | peak   |
| 6 | p16710.000 | 14.51      | 42.72      | 37.48         | 33.29      | 53.04  | 68.20      | -15.16     | peak   |



Test Mode: 05; Polarity: Horizontal; Modulation:802.11a; Bandwidth:20MHz; Channel:Low

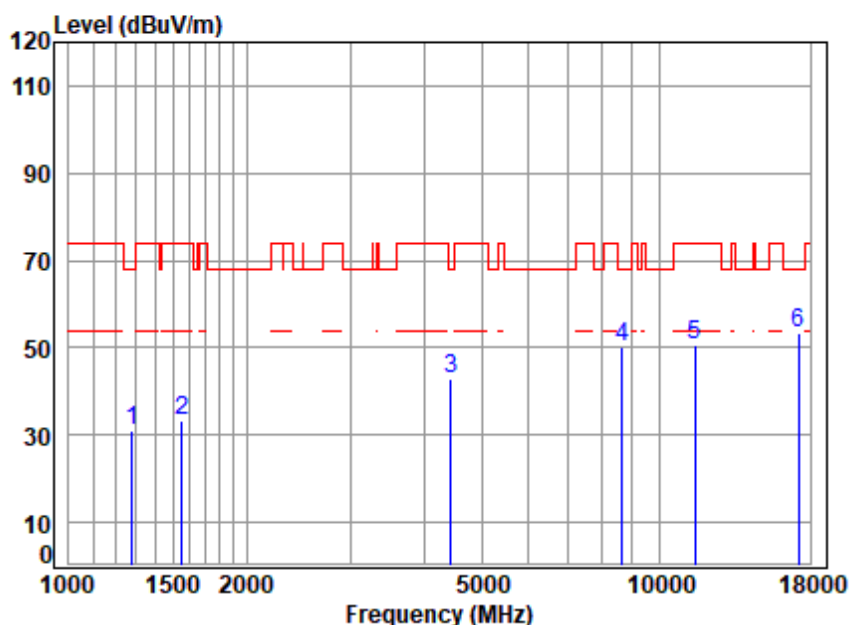


Site : chamber  
Condition: 3m HORIZONTAL  
Job No : 01162TL  
Mode : 5745 TX RSE  
Note : 5G WIFI 11A

|   | Freq       | Cable Loss | Ant Factor | Preamp Factor | Read Level | Level  | Limit Line | Over Limit | Remark |
|---|------------|------------|------------|---------------|------------|--------|------------|------------|--------|
|   | MHz        | dB         | dB/m       | dB            | dBuV       | dBuV/m | dBuV/m     | dB         |        |
| 1 | 1242.068   | 3.66       | 24.99      | 38.35         | 40.95      | 31.25  | 68.20      | -36.95     | peak   |
| 2 | 1538.281   | 4.12       | 26.95      | 38.39         | 39.99      | 32.67  | 74.00      | -41.33     | peak   |
| 3 | 4430.628   | 7.08       | 34.43      | 35.77         | 38.04      | 43.78  | 68.20      | -24.42     | peak   |
| 4 | 8688.480   | 11.38      | 36.90      | 37.30         | 38.69      | 49.67  | 68.20      | -18.53     | peak   |
| 5 | 11490.000  | 13.00      | 37.79      | 37.69         | 37.37      | 50.47  | 74.00      | -23.53     | peak   |
| 6 | p17235.000 | 14.70      | 43.03      | 37.55         | 32.93      | 53.11  | 68.20      | -15.09     | peak   |



Test Mode: 05; Polarity: Vertical; Modulation:802.11a; Bandwidth:20MHz; Channel:Low



Site : chamber  
 Condition: 3m VERTICAL  
 Job No : 01162TL  
 Mode : 5745 TX RSE  
 Note : 5G WIFI 11A

|   | Freq      | Cable Loss | Ant Factor | Preamp Factor | Read Level | Level  | Limit  | Over Limit | Remark |
|---|-----------|------------|------------|---------------|------------|--------|--------|------------|--------|
|   | MHz       | dB         | dB/m       | dB            | dBuV       | dBuV/m | dBuV/m | dB         |        |
| 1 | 1282.193  | 3.72       | 24.91      | 38.35         | 40.57      | 30.85  | 68.20  | -37.35     | peak   |
| 2 | 1551.677  | 4.13       | 26.99      | 38.40         | 40.60      | 33.32  | 74.00  | -40.68     | peak   |
| 3 | 4443.453  | 7.09       | 34.28      | 35.77         | 37.27      | 42.87  | 68.20  | -25.33     | peak   |
| 4 | 8663.404  | 11.33      | 36.90      | 37.27         | 39.30      | 50.26  | 68.20  | -17.94     | peak   |
| 5 | 11490.000 | 13.00      | 37.79      | 37.69         | 37.39      | 50.49  | 74.00  | -23.51     | peak   |
| 6 | 17235.000 | 14.70      | 43.03      | 37.55         | 33.00      | 53.18  | 68.20  | -15.02     | peak   |





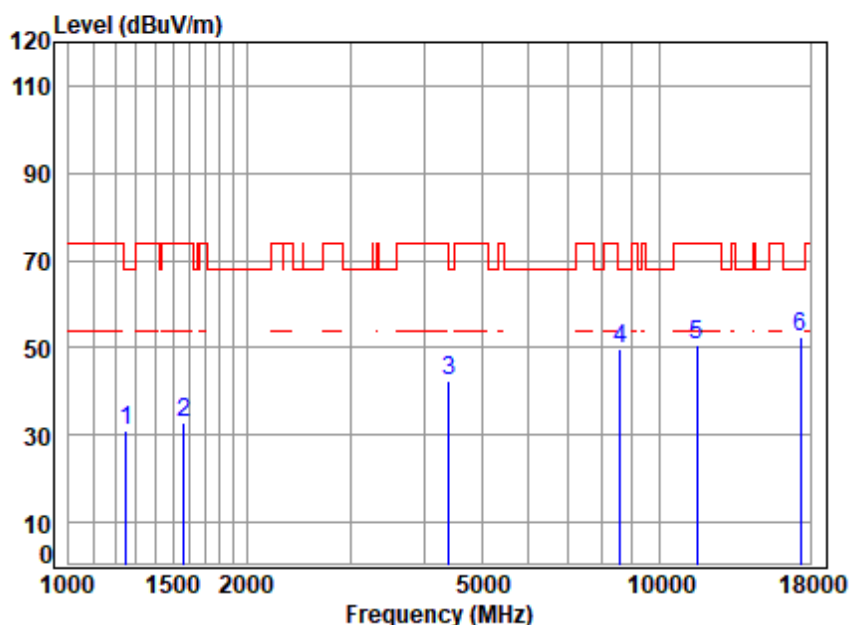
## SGS-CSTC Standards Technical Services Co., Ltd. Shenzhen Branch

SZEMC-TRF-01 Rev. A/1

Report No.: SZCR240400116203

Page: 204 of 528

Test Mode: 05; Polarity: Horizontal; Modulation:802.11a; Bandwidth:20MHz; Channel:middle



Site : chamber  
 Condition: 3m HORIZONTAL  
 Job No : 01162TL  
 Mode : 5785 TX RSE  
 Note : 5G WIFI 11A

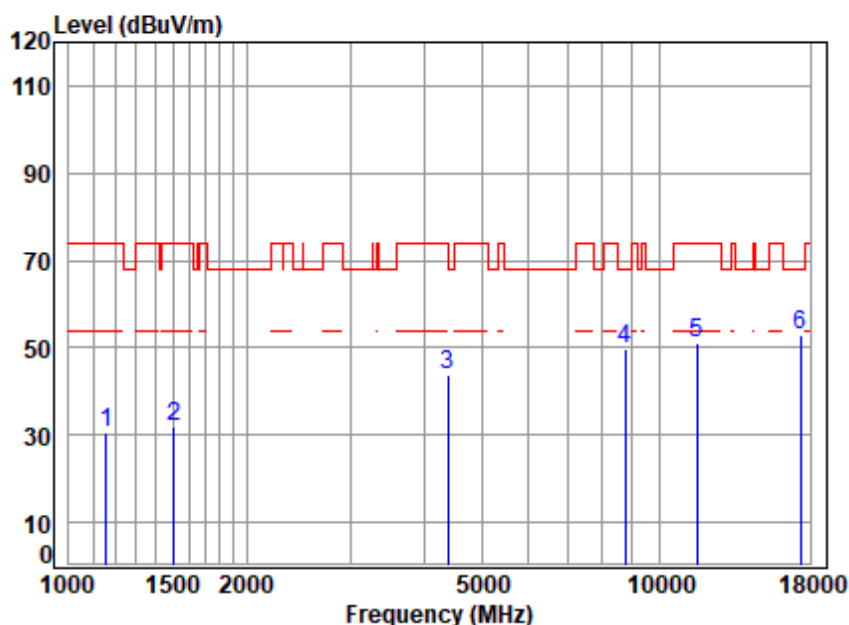
|   | Freq      | Cable Loss | Ant Factor | Preamp Factor | Read Level | Level  | Limit Line | Over Limit | Remark |
|---|-----------|------------|------------|---------------|------------|--------|------------|------------|--------|
|   | MHz       | dB         | dB/m       | dB            | dBuV       | dBuV/m | dBuV/m     | dB         |        |
| 1 | 1249.269  | 3.67       | 25.09      | 38.35         | 40.52      | 30.93  | 68.20      | -37.27     | peak   |
| 2 | 1565.191  | 4.15       | 26.94      | 38.40         | 40.02      | 32.71  | 74.00      | -41.29     | peak   |
| 3 | 4405.090  | 7.06       | 34.74      | 35.79         | 36.63      | 42.64  | 68.20      | -25.56     | peak   |
| 4 | 8588.607  | 11.20      | 36.88      | 37.19         | 38.84      | 49.73  | 68.20      | -18.47     | peak   |
| 5 | 11570.000 | 13.01      | 37.73      | 37.67         | 37.75      | 50.82  | 74.00      | -23.18     | peak   |
| 6 | 17355.000 | 14.77      | 43.26      | 37.56         | 32.19      | 52.66  | 68.20      | -15.54     | peak   |



Unless otherwise agreed in writing, this document is issued by the Company subject to its General Conditions of Service printed overleaf, available on request or accessible at <https://www.sgs.com/en/Terms-and-Conditions>. Attention is drawn to the limitation of liability, indemnification and jurisdiction issues defined therein. Any holder of this document is advised that information contained hereon reflects the Company's findings at the time of its intervention only and within the limits of Client's instructions, if any. The Company's sole responsibility is to its Client and this document does not exonerate parties to a transaction from exercising all their rights and obligations under the transaction documents. This document cannot be reproduced except in full, without prior written approval of the Company. Any unauthorized alteration, forgery or falsification of the content or appearance of this document is unlawful and offenders may be prosecuted to the fullest extent of the law. Unless otherwise stated the results shown in this test report refer only to the sample(s) tested and such sample(s) are retained for 30 days only.

Attention: To check the authenticity of testing /inspection report & certificate, please contact us at telephone: (86-755) 8307 1443, or email: [CN.Doccheck@sgs.com](mailto:CN.Doccheck@sgs.com)  
 No.1 Workshop, M-10, Middle Section, Science & Technology Park, Nanshan District, Shenzhen, Guangdong, China 518057 t (86-755) 26012053 f (86-755) 26710594 www.sgsgroup.com.cn  
 中国·广东·深圳市南山区科技园中区M-10栋1号厂房 邮编: 518057 t (86-755) 26012053 f (86-755) 26710594 sgs.china@sgs.com

Test Mode: 05; Polarity: Vertical; Modulation:802.11a; Bandwidth:20MHz; Channel:middle

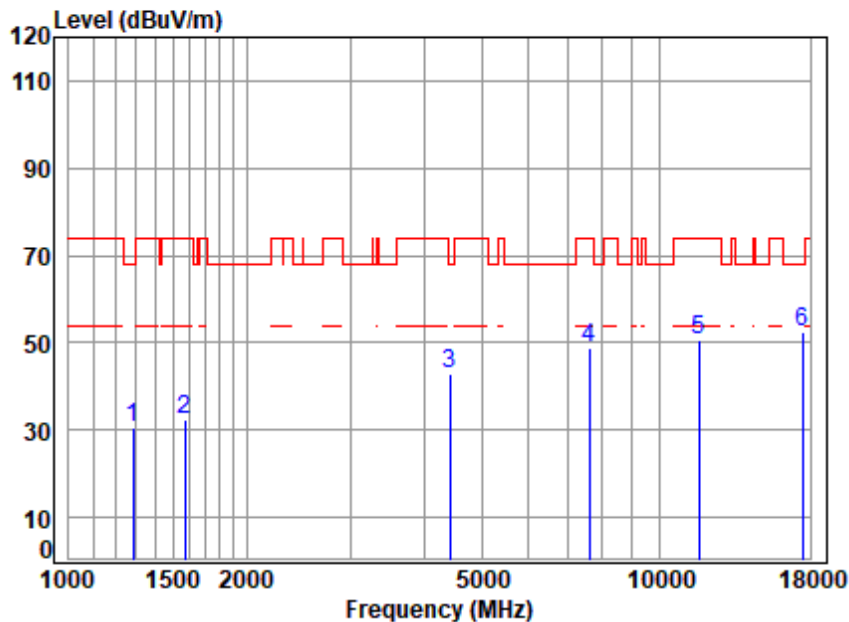


Site : chamber  
Condition: 3m VERTICAL  
Job No : 01162TL  
Mode : 5785 TX RSE  
Note : 5G WIFI 11A

|   | Freq       | Cable Loss | Ant Factor | Preamp Factor | Read Level | Level  | Limit Line | Over Limit | Remark |
|---|------------|------------|------------|---------------|------------|--------|------------|------------|--------|
|   | MHz        | dB         | dB/m       | dB            | dBuV       | dBuV/m | dBuV/m     | dB         |        |
| 1 | 1155.483   | 3.50       | 23.95      | 38.33         | 41.44      | 30.56  | 74.00      | -43.44     | peak   |
| 2 | 1507.470   | 4.07       | 26.83      | 38.39         | 39.35      | 31.86  | 74.00      | -42.14     | peak   |
| 3 | 4379.699   | 7.04       | 34.64      | 35.81         | 38.03      | 43.90  | 74.00      | -30.10     | peak   |
| 4 | 8764.146   | 11.51      | 36.96      | 37.37         | 38.68      | 49.78  | 68.20      | -18.42     | peak   |
| 5 | 11570.000  | 13.01      | 37.73      | 37.67         | 37.99      | 51.06  | 74.00      | -22.94     | peak   |
| 6 | p17355.000 | 14.77      | 43.26      | 37.56         | 32.37      | 52.84  | 68.20      | -15.36     | peak   |



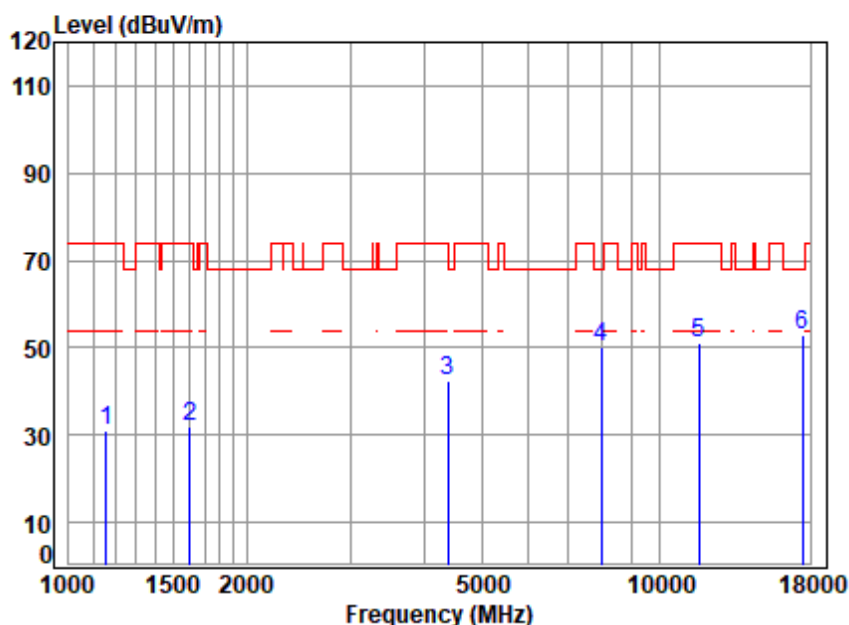
Test Mode: 05; Polarity: Horizontal; Modulation:802.11a; Bandwidth:20MHz; Channel:High



Site : chamber  
 Condition: 3m HORIZONTAL  
 Job No : 01162TL  
 Mode : 5825 TX RSE  
 Note : 5G WIFI 11A

|   | Freq      | Cable Loss | Ant Factor | Preamp Factor | Read Level | Level  | Limit Line | Over Limit | Remark |
|---|-----------|------------|------------|---------------|------------|--------|------------|------------|--------|
|   | MHz       | dB         | dB/m       | dB            | dBuV       | dBuV/m | dBuV/m     | dB         |        |
| 1 | 1285.904  | 3.73       | 24.88      | 38.35         | 40.54      | 30.80  | 68.20      | -37.40     | peak   |
| 2 | 1574.265  | 4.17       | 26.90      | 38.40         | 39.55      | 32.22  | 74.00      | -41.78     | peak   |
| 3 | 4417.841  | 7.07       | 34.59      | 35.78         | 37.05      | 42.93  | 68.20      | -25.27     | peak   |
| 4 | 7606.788  | 9.65       | 36.20      | 36.19         | 38.97      | 48.63  | 74.00      | -25.37     | peak   |
| 5 | 11650.000 | 13.03      | 37.80      | 37.65         | 37.62      | 50.80  | 74.00      | -23.20     | peak   |
| 6 | 17475.000 | 14.84      | 43.40      | 37.58         | 31.90      | 52.56  | 68.20      | -15.64     | peak   |

Test Mode: 05; Polarity: Vertical; Modulation:802.11a; Bandwidth:20MHz; Channel:High



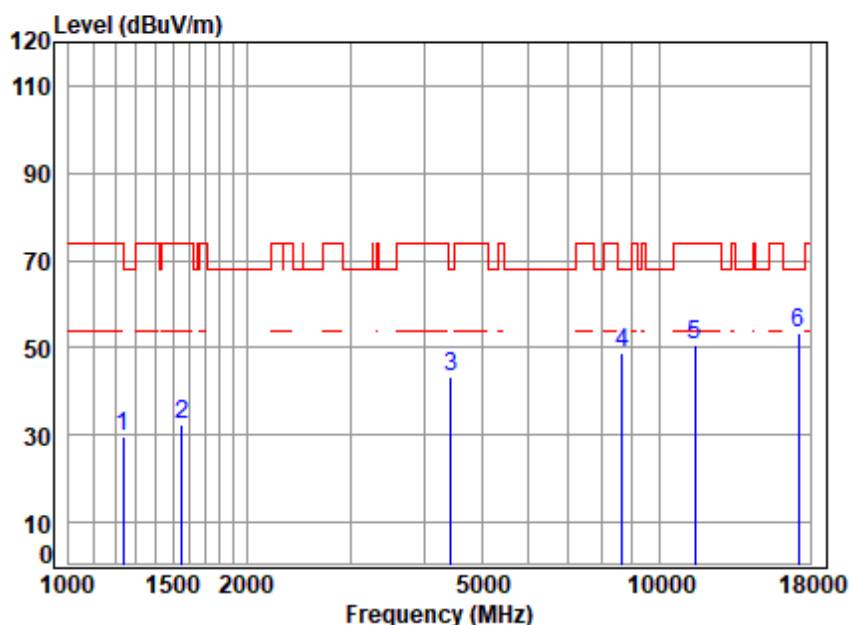
Site : chamber  
Condition: 3m VERTICAL  
Job No : 01162TL  
Mode : 5825 TX RSE  
Note : 5G WIFI 11A

|   | Freq       | Cable Loss | Ant Factor | Preamp Factor | Read Level | Level  | Limit Line | Over Limit | Remark |
|---|------------|------------|------------|---------------|------------|--------|------------|------------|--------|
|   | MHz        | dB         | dB/m       | dB            | dBuV       | dBuV/m | dBuV/m     | dB         |        |
| 1 | 1155.483   | 3.50       | 23.95      | 38.33         | 41.81      | 30.93  | 74.00      | -43.07     | peak   |
| 2 | 1606.441   | 4.21       | 26.74      | 38.40         | 39.58      | 32.13  | 74.00      | -41.87     | peak   |
| 3 | 4392.376   | 7.05       | 34.74      | 35.80         | 36.37      | 42.36  | 74.00      | -31.64     | peak   |
| 4 | 7989.893   | 10.09      | 36.40      | 36.55         | 40.48      | 50.42  | 68.20      | -17.78     | peak   |
| 5 | 11650.000  | 13.03      | 37.80      | 37.65         | 37.99      | 51.17  | 74.00      | -22.83     | peak   |
| 6 | p17475.000 | 14.84      | 43.40      | 37.58         | 32.07      | 52.73  | 68.20      | -15.47     | peak   |





Test Mode: 05; Polarity: Horizontal; Modulation:802.11ac; Bandwidth:20MHz; Channel:Low

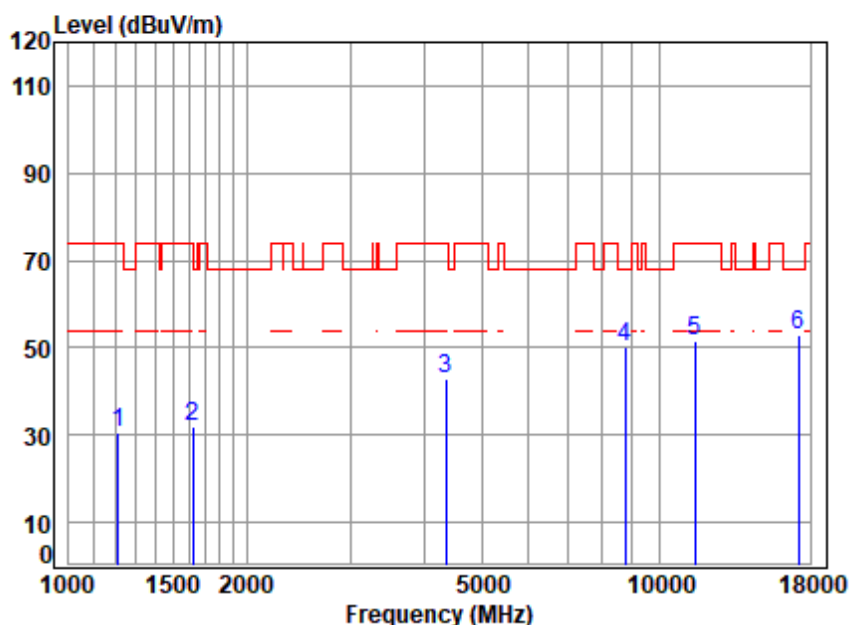


Site : chamber  
 Condition: 3m HORIZONTAL  
 Job No : 01162TL  
 Mode : 5745 TX RSE  
 Note : 5G WIFI 11AC20

|   | Freq      | Cable Loss | Ant Factor | Preamp Factor | Read Level | Level  | Limit  | Over Limit | Remark |
|---|-----------|------------|------------|---------------|------------|--------|--------|------------|--------|
|   | MHz       | dB         | dB/m       | dB            | dBuV       | dBuV/m | dBuV/m | dB         |        |
| 1 | 1234.909  | 3.64       | 24.89      | 38.35         | 39.68      | 29.86  | 74.00  | -44.14     | peak   |
| 2 | 1551.677  | 4.13       | 26.99      | 38.40         | 39.61      | 32.33  | 74.00  | -41.67     | peak   |
| 3 | 4443.453  | 7.09       | 34.28      | 35.77         | 37.62      | 43.22  | 68.20  | -24.98     | peak   |
| 4 | 8663.404  | 11.33      | 36.90      | 37.27         | 38.07      | 49.03  | 68.20  | -19.17     | peak   |
| 5 | 11490.000 | 13.00      | 37.79      | 37.69         | 37.72      | 50.82  | 74.00  | -23.18     | peak   |
| 6 | 17235.000 | 14.70      | 43.03      | 37.55         | 33.32      | 53.50  | 68.20  | -14.70     | peak   |



Test Mode: 05; Polarity: Vertical; Modulation:802.11ac; Bandwidth:20MHz; Channel:Low

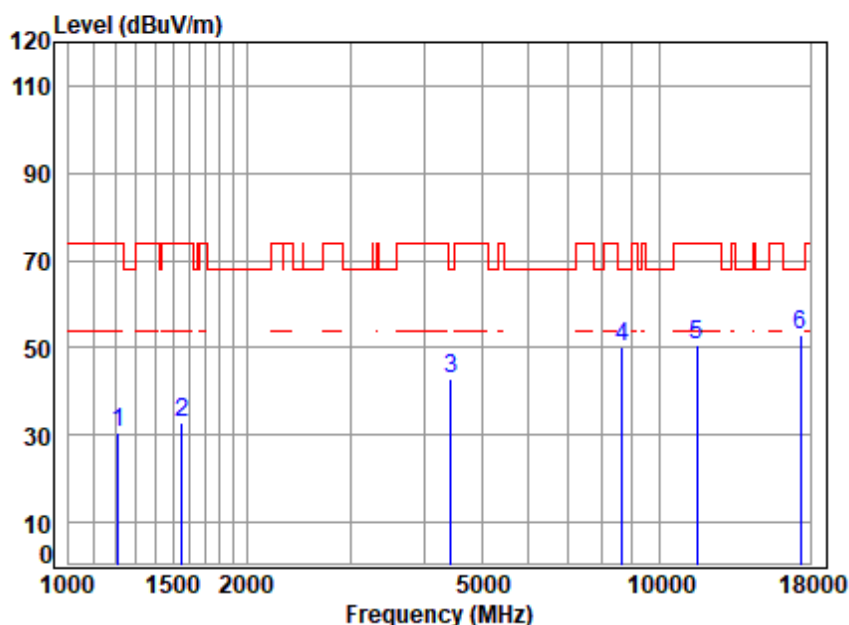


Site : chamber  
Condition: 3m VERTICAL  
Job No : 01162TL  
Mode : 5745 TX RSE  
Note : 5G WIFI 11AC20

|   | Freq       | Cable Loss | Ant Factor | Preamp Factor | Read Level | Level  | Limit Line | Over Limit | Remark |
|---|------------|------------|------------|---------------|------------|--------|------------|------------|--------|
|   | MHz        | dB         | dB/m       | dB            | dBuV       | dBuV/m | dBuV/m     | dB         |        |
| 1 | 1210.174   | 3.60       | 24.54      | 38.34         | 40.92      | 30.72  | 74.00      | -43.28     | peak   |
| 2 | 1620.431   | 4.23       | 26.60      | 38.40         | 39.63      | 32.06  | 74.00      | -41.94     | peak   |
| 3 | 4354.454   | 7.03       | 34.44      | 35.83         | 37.03      | 42.67  | 74.00      | -31.33     | peak   |
| 4 | 8738.852   | 11.47      | 36.90      | 37.35         | 39.35      | 50.37  | 68.20      | -17.83     | peak   |
| 5 | 11490.000  | 13.00      | 37.79      | 37.69         | 38.48      | 51.58  | 74.00      | -22.42     | peak   |
| 6 | p17235.000 | 14.70      | 43.03      | 37.55         | 32.74      | 52.92  | 68.20      | -15.28     | peak   |



Test Mode: 05; Polarity: Horizontal; Modulation:802.11ac; Bandwidth:20MHz; Channel:middle

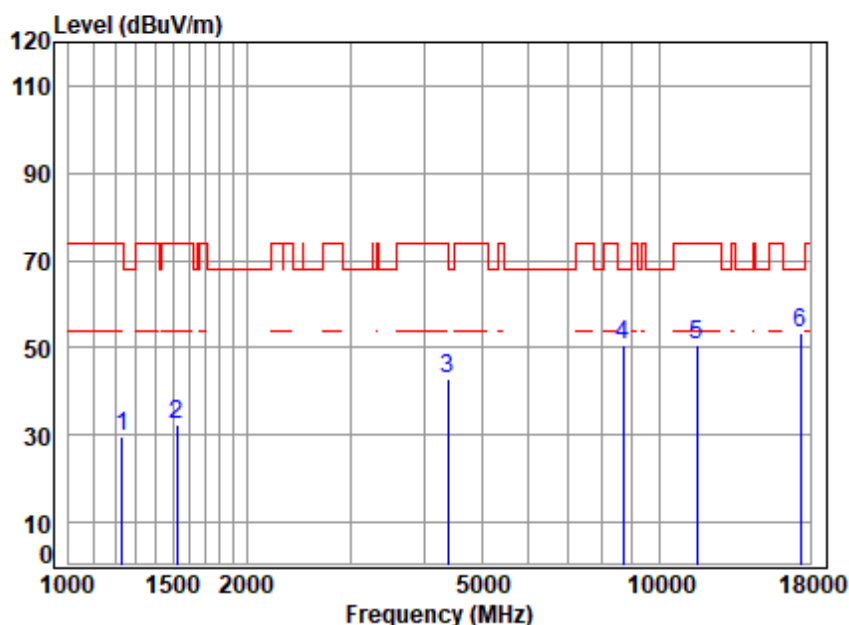


Site : chamber  
Condition: 3m HORIZONTAL  
Job No : 01162TL  
Mode : 5785 TX RSE  
Note : 5G WIFI 11AC20

|   |            | Cable | Ant    | Preamp | Read  |        | Limit  | Over   |        |
|---|------------|-------|--------|--------|-------|--------|--------|--------|--------|
|   | Freq       | Loss  | Factor | Factor | Level | Level  | Line   | Limit  | Remark |
|   | MHz        | dB    | dB/m   | dB     | dBuV  | dBuV/m | dBuV/m | dB     |        |
| 1 | 1213.677   | 3.61  | 24.59  | 38.34  | 40.61 | 30.47  | 74.00  | -43.53 | peak   |
| 2 | 1551.677   | 4.13  | 26.99  | 38.40  | 40.20 | 32.92  | 74.00  | -41.08 | peak   |
| 3 | 4430.628   | 7.08  | 34.43  | 35.77  | 36.97 | 42.71  | 68.20  | -25.49 | peak   |
| 4 | 8638.399   | 11.29 | 36.90  | 37.24  | 39.16 | 50.11  | 68.20  | -18.09 | peak   |
| 5 | 11570.000  | 13.01 | 37.73  | 37.67  | 37.48 | 50.55  | 74.00  | -23.45 | peak   |
| 6 | p17355.000 | 14.77 | 43.26  | 37.56  | 32.60 | 53.07  | 68.20  | -15.13 | peak   |



Test Mode: 05; Polarity: Vertical; Modulation:802.11ac; Bandwidth:20MHz; Channel:middle



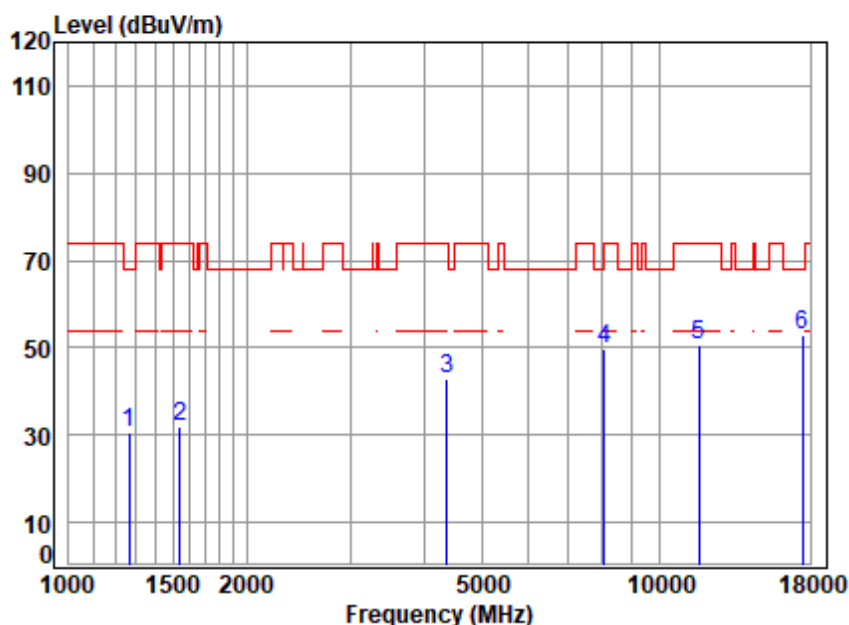
Site : chamber  
Condition: 3m VERTICAL  
Job No : 01162TL  
Mode : 5785 TX RSE  
Note : 5G WIFI 11AC20

|   | Freq       | Cable Loss | Ant Factor | Preamp Factor | Read Level | Level  | Limit Line | Over Limit | Remark |
|---|------------|------------|------------|---------------|------------|--------|------------|------------|--------|
|   | MHz        | dB         | dB/m       | dB            | dBuV       | dBuV/m | dBuV/m     | dB         |        |
| 1 | 1231.345   | 3.64       | 24.84      | 38.35         | 39.44      | 29.57  | 74.00      | -44.43     | peak   |
| 2 | 1525.000   | 4.10       | 26.90      | 38.39         | 39.67      | 32.28  | 74.00      | -41.72     | peak   |
| 3 | 4379.699   | 7.04       | 34.64      | 35.81         | 37.05      | 42.92  | 74.00      | -31.08     | peak   |
| 4 | 8688.480   | 11.38      | 36.90      | 37.30         | 39.44      | 50.42  | 68.20      | -17.78     | peak   |
| 5 | 11570.000  | 13.01      | 37.73      | 37.67         | 37.73      | 50.80  | 74.00      | -23.20     | peak   |
| 6 | p17355.000 | 14.77      | 43.26      | 37.56         | 32.70      | 53.17  | 68.20      | -15.03     | peak   |





Test Mode: 05; Polarity: Horizontal; Modulation:802.11ac; Bandwidth:20MHz; Channel:High

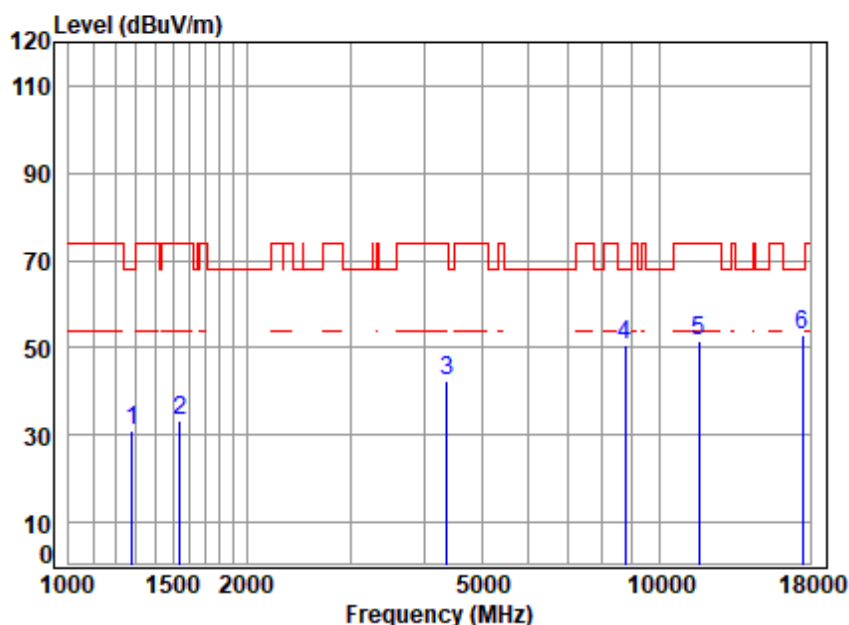


Site : chamber  
Condition: 3m HORIZONTAL  
Job No : 01162TL  
Mode : 5825 TX RSE  
Note : 5G WIFI 11AC20

|   | Freq       | Cable Loss | Ant Factor | Preamp Factor | Read Level | Level  | Limit Line | Over Limit | Remark |
|---|------------|------------|------------|---------------|------------|--------|------------|------------|--------|
|   | MHz        | dB         | dB/m       | dB            | dBuV       | dBuV/m | dBuV/m     | dB         |        |
| 1 | 1267.454   | 3.70       | 25.00      | 38.35         | 40.30      | 30.65  | 68.20      | -37.55     | peak   |
| 2 | 1542.733   | 4.12       | 26.97      | 38.39         | 39.31      | 32.01  | 74.00      | -41.99     | peak   |
| 3 | 4367.058   | 7.04       | 34.54      | 35.82         | 37.17      | 42.93  | 74.00      | -31.07     | peak   |
| 4 | 8082.804   | 10.26      | 36.47      | 36.65         | 39.45      | 49.53  | 74.00      | -24.47     | peak   |
| 5 | 11650.000  | 13.03      | 37.80      | 37.65         | 37.61      | 50.79  | 74.00      | -23.21     | peak   |
| 6 | p17475.000 | 14.84      | 43.40      | 37.58         | 32.08      | 52.74  | 68.20      | -15.46     | peak   |



Test Mode: 05; Polarity: Vertical; Modulation:802.11ac; Bandwidth:20MHz; Channel:High

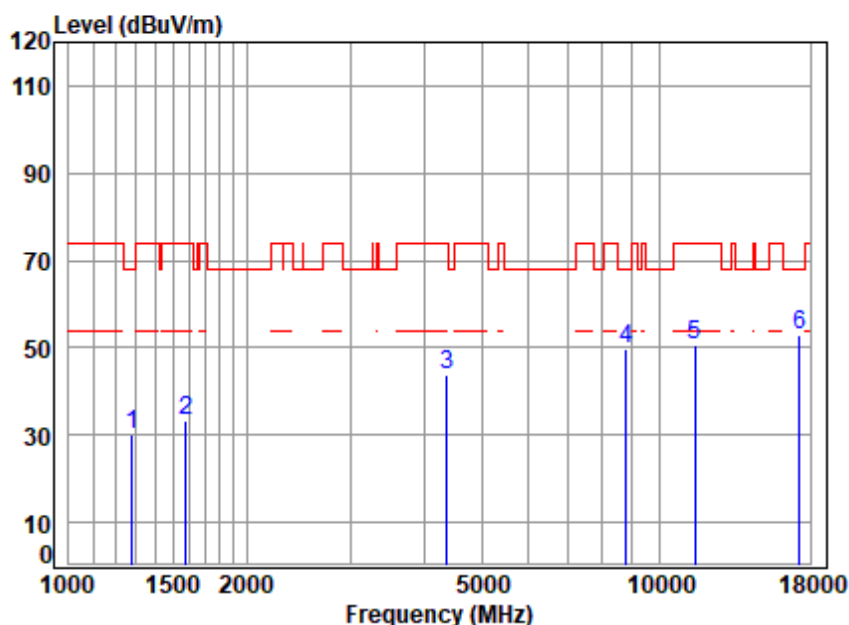


Site : chamber  
Condition: 3m VERTICAL  
Job No : 01162TL  
Mode : 5825 TX RSE  
Note : 5G WIFI 11AC20

|   | Freq       | Cable Loss | Ant Factor | Preamp Factor | Read Level | Level  | Limit Line | Over Limit | Remark |
|---|------------|------------|------------|---------------|------------|--------|------------|------------|--------|
|   | MHz        | dB         | dB/m       | dB            | dBuV       | dBuV/m | dBuV/m     | dB         |        |
| 1 | 1282.193   | 3.72       | 24.91      | 38.35         | 40.92      | 31.20  | 68.20      | -37.00     | peak   |
| 2 | 1542.733   | 4.12       | 26.97      | 38.39         | 40.46      | 33.16  | 74.00      | -40.84     | peak   |
| 3 | 4367.058   | 7.04       | 34.54      | 35.82         | 36.86      | 42.62  | 74.00      | -31.38     | peak   |
| 4 | 8738.852   | 11.47      | 36.90      | 37.35         | 39.55      | 50.57  | 68.20      | -17.63     | peak   |
| 5 | 11650.000  | 13.03      | 37.80      | 37.65         | 38.35      | 51.53  | 74.00      | -22.47     | peak   |
| 6 | p17475.000 | 14.84      | 43.40      | 37.58         | 32.23      | 52.89  | 68.20      | -15.31     | peak   |



Test Mode: 05; Polarity: Horizontal; Modulation: 802.11ac; Bandwidth: 40MHz; Channel: Low

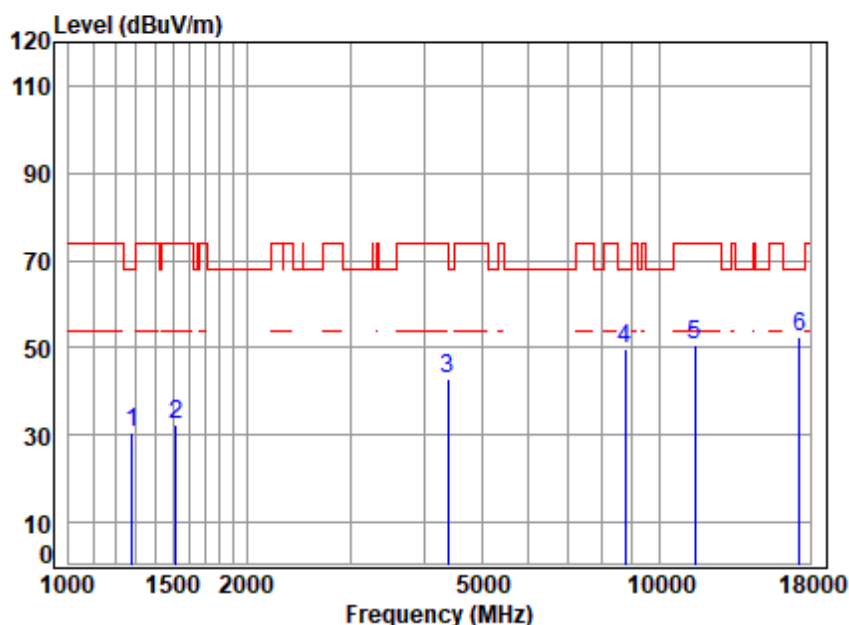


Site : chamber  
Condition: 3m HORIZONTAL  
Job No : 01162TL  
Mode : 5755 TX RSE  
Note : 5G WIFI 11AC40

|   |            | Cable | Ant    | Preamp | Read  |        | Limit  | Over   |        |
|---|------------|-------|--------|--------|-------|--------|--------|--------|--------|
|   | Freq       | Loss  | Factor | Factor | Level | Level  | Line   | Limit  | Remark |
|   | MHz        | dB    | dB/m   | dB     | dBuV  | dBuV/m | dBuV/m | dB     |        |
| 1 | 1278.492   | 3.72  | 24.93  | 38.35  | 40.01 | 30.31  | 68.20  | -37.89 | peak   |
| 2 | 1578.822   | 4.17  | 26.88  | 38.40  | 40.64 | 33.29  | 74.00  | -40.71 | peak   |
| 3 | 4367.058   | 7.04  | 34.54  | 35.82  | 37.82 | 43.58  | 74.00  | -30.42 | peak   |
| 4 | 8789.516   | 11.55 | 37.06  | 37.40  | 38.46 | 49.67  | 68.20  | -18.53 | peak   |
| 5 | 11510.000  | 13.00 | 37.79  | 37.69  | 37.46 | 50.56  | 74.00  | -23.44 | peak   |
| 6 | p17265.000 | 14.72 | 43.06  | 37.55  | 32.92 | 53.15  | 68.20  | -15.05 | peak   |



Test Mode: 05; Polarity: Vertical; Modulation:802.11ac; Bandwidth:40MHz; Channel:Low



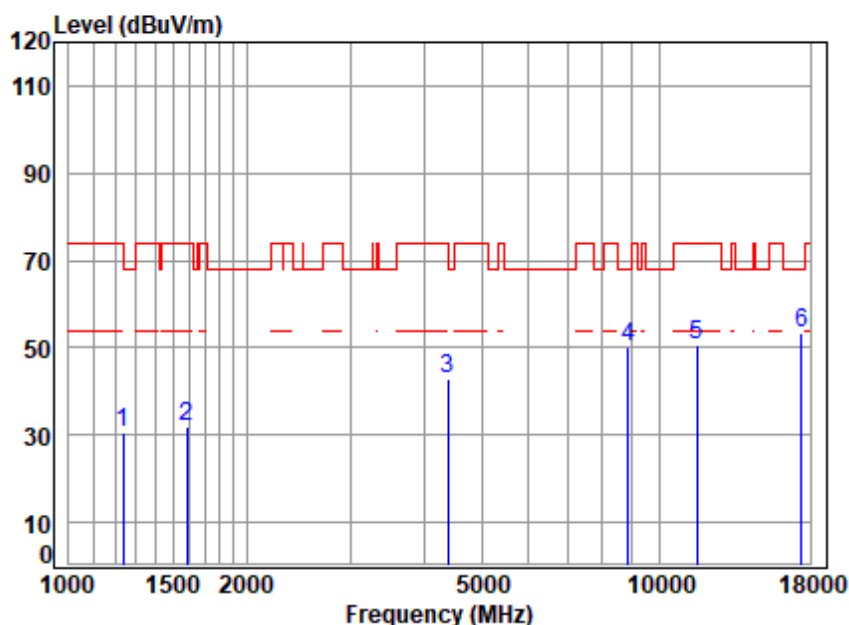
Site : chamber  
Condition: 3m VERTICAL  
Job No : 01162TL  
Mode : 5755 TX RSE  
Note : 5G WIFI 11AC40

|   | Freq       | Cable Loss | Ant Factor | Preamp Factor | Read Level | Level  | Limit  | Over Limit | Remark |
|---|------------|------------|------------|---------------|------------|--------|--------|------------|--------|
|   | MHz        | dB         | dB/m       | dB            | dBuV       | dBuV/m | dBuV/m | dB         |        |
| 1 | 1278.492   | 3.72       | 24.93      | 38.35         | 40.26      | 30.56  | 68.20  | -37.64     | peak   |
| 2 | 1516.210   | 4.08       | 26.86      | 38.39         | 39.80      | 32.35  | 74.00  | -41.65     | peak   |
| 3 | 4392.376   | 7.05       | 34.74      | 35.80         | 36.83      | 42.82  | 74.00  | -31.18     | peak   |
| 4 | 8764.146   | 11.51      | 36.96      | 37.37         | 38.83      | 49.93  | 68.20  | -18.27     | peak   |
| 5 | 11510.000  | 13.00      | 37.79      | 37.69         | 37.65      | 50.75  | 74.00  | -23.25     | peak   |
| 6 | p17265.000 | 14.72      | 43.06      | 37.55         | 32.25      | 52.48  | 68.20  | -15.72     | peak   |





Test Mode: 05; Polarity: Horizontal; Modulation:802.11ac; Bandwidth:40MHz; Channel:High



Site : chamber  
 Condition: 3m HORIZONTAL  
 Job No : 01162TL  
 Mode : 5795 TX RSE  
 Note : 5G WIFI 11AC40

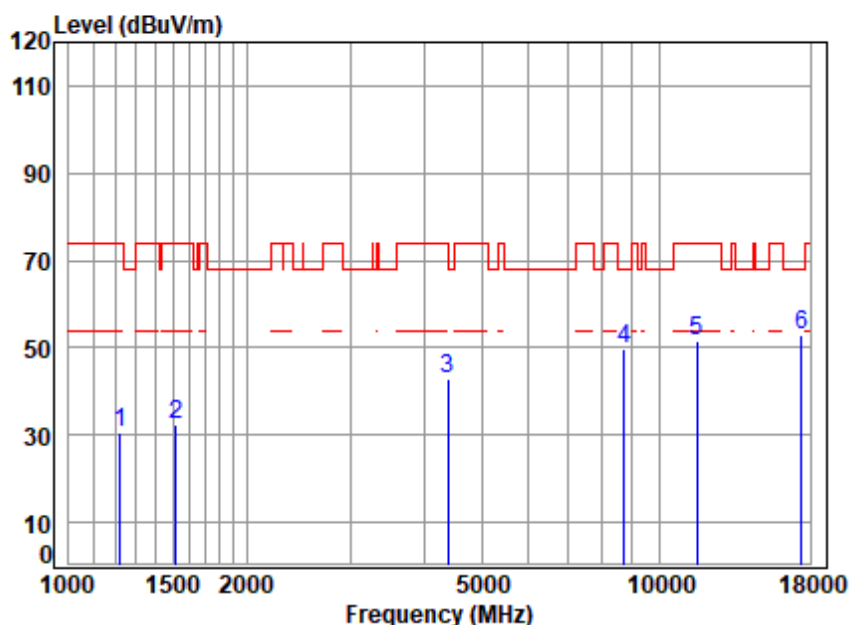
|   | Freq       | Cable Loss | Ant Factor | Preamp Factor | Read Level | Level  | Limit Line | Over Limit | Remark |
|---|------------|------------|------------|---------------|------------|--------|------------|------------|--------|
|   | MHz        | dB         | dB/m       | dB            | dBuV       | dBuV/m | dBuV/m     | dB         |        |
| 1 | 1234.909   | 3.64       | 24.89      | 38.35         | 40.60      | 30.78  | 74.00      | -43.22     | peak   |
| 2 | 1583.392   | 4.18       | 26.87      | 38.40         | 39.40      | 32.05  | 74.00      | -41.95     | peak   |
| 3 | 4379.699   | 7.04       | 34.64      | 35.81         | 37.08      | 42.95  | 74.00      | -31.05     | peak   |
| 4 | 8840.473   | 11.64      | 37.18      | 37.45         | 38.90      | 50.27  | 68.20      | -17.93     | peak   |
| 5 | 11590.000  | 13.01      | 37.71      | 37.67         | 37.66      | 50.71  | 74.00      | -23.29     | peak   |
| 6 | p17385.000 | 14.79      | 43.35      | 37.57         | 32.83      | 53.40  | 68.20      | -14.80     | peak   |



Unless otherwise agreed in writing, this document is issued by the Company subject to its General Conditions of Service printed overleaf, available on request or accessible at <https://www.sgs.com/en/Terms-and-Conditions>. Attention is drawn to the limitation of liability, indemnification and jurisdiction issues defined therein. Any holder of this document is advised that information contained hereon reflects the Company's findings at the time of its intervention only and within the limits of Client's instructions, if any. The Company's sole responsibility is to its Client and this document does not exonerate parties to a transaction from exercising all their rights and obligations under the transaction documents. This document cannot be reproduced except in full, without prior written approval of the Company. Any unauthorized alteration, forgery or falsification of the content or appearance of this document is unlawful and offenders may be prosecuted to the fullest extent of the law. Unless otherwise stated the results shown in this test report refer only to the sample(s) tested and such sample(s) are retained for 30 days only.

Attention: To check the authenticity of testing /inspection report & certificate, please contact us at telephone: (86-755) 8307 1443, or email: [CN.Doccheck@sgs.com](mailto:CN.Doccheck@sgs.com)  
 No.1 Workshop, M-10, Middle Section, Science & Technology Park, Nanshan District, Shenzhen, Guangdong, China 518057 t (86-755) 26012053 f (86-755) 26710594 www.sgs.com.cn  
 中国·广东·深圳市南山区科技园中区M-10栋1号厂房 邮编: 518057 t (86-755) 26012053 f (86-755) 26710594 sgs.china@sgs.com

Test Mode: 05; Polarity: Vertical; Modulation:802.11ac; Bandwidth:40MHz; Channel:High

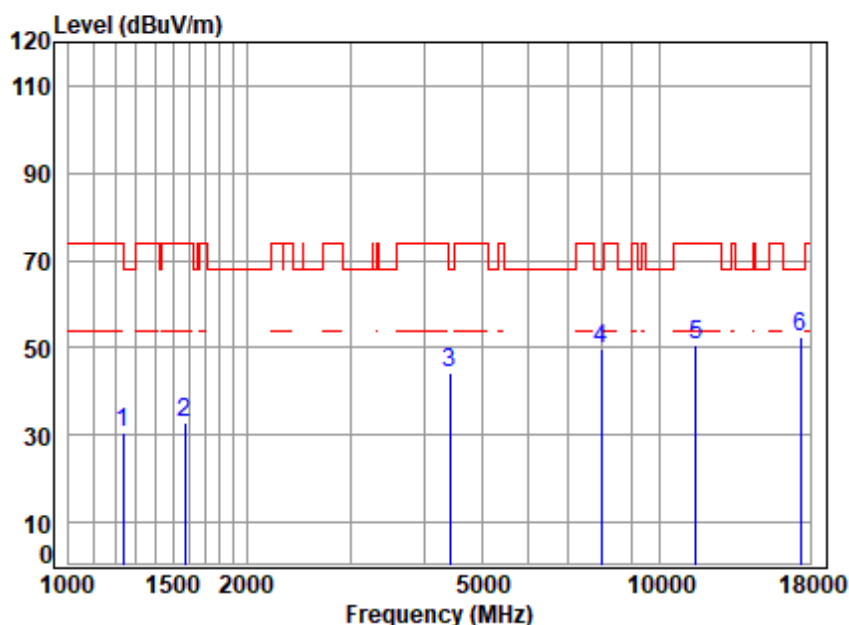


Site : chamber  
Condition: 3m VERTICAL  
Job No : 01162TL  
Mode : 5795 TX RSE  
Note : 5G WIFI 11AC40

|   | Freq       | Cable Loss | Ant Factor | Preamp Factor | Read Level | Level  | Limit  | Over   | Remark |
|---|------------|------------|------------|---------------|------------|--------|--------|--------|--------|
|   | MHz        | dB         | dB/m       | dB            | dBuV       | dBuV/m | dBuV/m | dB     |        |
| 1 | 1224.247   | 3.62       | 24.74      | 38.34         | 40.55      | 30.57  | 74.00  | -43.43 | peak   |
| 2 | 1516.210   | 4.08       | 26.86      | 38.39         | 39.91      | 32.46  | 74.00  | -41.54 | peak   |
| 3 | 4379.699   | 7.04       | 34.64      | 35.81         | 37.24      | 43.11  | 74.00  | -30.89 | peak   |
| 4 | 8713.630   | 11.42      | 36.90      | 37.32         | 38.83      | 49.83  | 68.20  | -18.37 | peak   |
| 5 | 11590.000  | 13.01      | 37.71      | 37.67         | 38.35      | 51.40  | 74.00  | -22.60 | peak   |
| 6 | p17385.000 | 14.79      | 43.35      | 37.57         | 32.17      | 52.74  | 68.20  | -15.46 | peak   |



Test Mode: 05; Polarity: Horizontal; Modulation:802.11ac; Bandwidth:80MHz; Channel:middle



Site : chamber  
 Condition: 3m HORIZONTAL  
 Job No : 01162TL  
 Mode : 5775 TX RSE  
 Note : 5G WIFI 11AC80

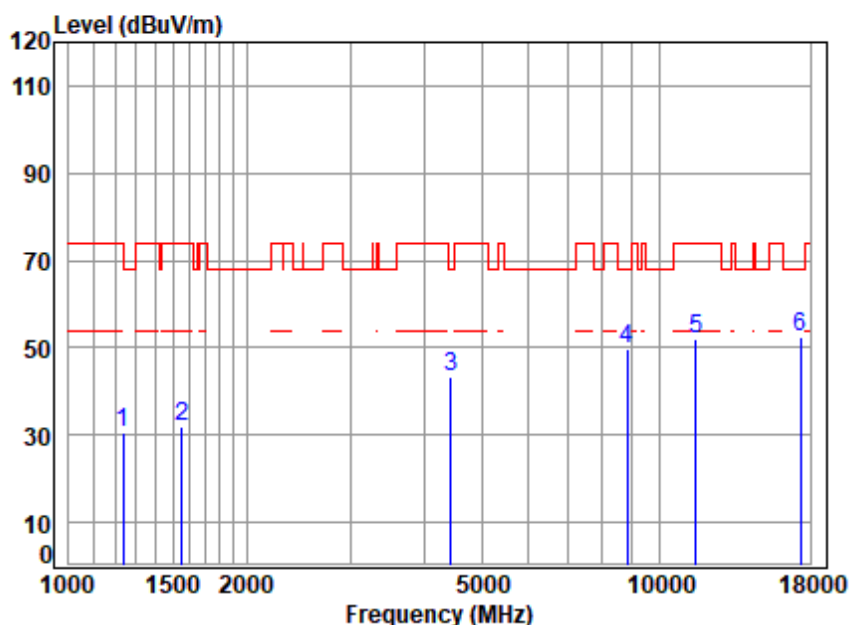
|   | Freq      | Cable Loss | Ant Factor | Preamp Factor | Read Level | Level  | Limit Line | Over Limit | Remark |
|---|-----------|------------|------------|---------------|------------|--------|------------|------------|--------|
|   | MHz       | dB         | dB/m       | dB            | dBuV       | dBuV/m | dBuV/m     | dB         |        |
| 1 | 1234.909  | 3.64       | 24.89      | 38.35         | 40.52      | 30.70  | 74.00      | -43.30     | peak   |
| 2 | 1574.265  | 4.17       | 26.90      | 38.40         | 40.02      | 32.69  | 74.00      | -41.31     | peak   |
| 3 | 4417.841  | 7.07       | 34.59      | 35.78         | 38.59      | 44.47  | 68.20      | -23.73     | peak   |
| 4 | 7989.893  | 10.09      | 36.40      | 36.55         | 39.62      | 49.56  | 68.20      | -18.64     | peak   |
| 5 | 11550.000 | 13.01      | 37.75      | 37.68         | 37.77      | 50.85  | 74.00      | -23.15     | peak   |
| 6 | 17325.000 | 14.76      | 43.17      | 37.56         | 31.96      | 52.33  | 68.20      | -15.87     | peak   |



Unless otherwise agreed in writing, this document is issued by the Company subject to its General Conditions of Service printed overleaf, available on request or accessible at <https://www.sgs.com/en/Terms-and-Conditions>. Attention is drawn to the limitation of liability, indemnification and jurisdiction issues defined therein. Any holder of this document is advised that information contained hereon reflects the Company's findings at the time of its intervention only and within the limits of Client's instructions, if any. The Company's sole responsibility is to its Client and this document does not exonerate parties to a transaction from exercising all their rights and obligations under the transaction documents. This document cannot be reproduced except in full, without prior written approval of the Company. Any unauthorized alteration, forgery or falsification of the content or appearance of this document is unlawful and offenders may be prosecuted to the fullest extent of the law. Unless otherwise stated the results shown in this test report refer only to the sample(s) tested and such sample(s) are retained for 30 days only.

Attention: To check the authenticity of testing /inspection report & certificate, please contact us at telephone: (86-755) 8307 1443, or email: [CN.Doccheck@sgs.com](mailto:CN.Doccheck@sgs.com)  
 No.1 Workshop, M-10, Middle Section, Science & Technology Park, Nanshan District, Shenzhen, Guangdong, China 518057 t (86-755) 26012053 f (86-755) 26710594 www.sgs.com.cn  
 中国·广东·深圳市南山区科技园中区M-10栋1号厂房 邮编: 518057 t (86-755) 26012053 f (86-755) 26710594 sgs.china@sgs.com

Test Mode: 05; Polarity: Vertical; Modulation:802.11ac; Bandwidth:80MHz; Channel:middle



Site : chamber  
Condition: 3m VERTICAL  
Job No : 01162TL  
Mode : 5775 TX RSE  
Note : 5G WIFI 11AC80

|   |            | Cable | Ant    | Preamp | Read  |        | Limit  | Over   |        |
|---|------------|-------|--------|--------|-------|--------|--------|--------|--------|
|   | Freq       | Loss  | Factor | Factor | Level | Level  | Line   | Limit  | Remark |
|   | MHz        | dB    | dB/m   | dB     | dBuV  | dBuV/m | dBuV/m | dB     |        |
| 1 | 1234.909   | 3.64  | 24.89  | 38.35  | 40.47 | 30.65  | 74.00  | -43.35 | peak   |
| 2 | 1556.169   | 4.14  | 26.98  | 38.40  | 39.39 | 32.11  | 74.00  | -41.89 | peak   |
| 3 | 4443.453   | 7.09  | 34.28  | 35.77  | 37.70 | 43.30  | 68.20  | -24.90 | peak   |
| 4 | 8814.957   | 11.60 | 37.13  | 37.42  | 38.64 | 49.95  | 68.20  | -18.25 | peak   |
| 5 | 11550.000  | 13.01 | 37.75  | 37.68  | 38.74 | 51.82  | 74.00  | -22.18 | peak   |
| 6 | p17325.000 | 14.76 | 43.17  | 37.56  | 32.28 | 52.65  | 68.20  | -15.55 | peak   |





# SGS-CSTC Standards Technical Services Co., Ltd. Shenzhen Branch

SZEMC-TRF-01 Rev. A/1

Report No.: SZCR240400116203

Page: 220 of 528

## 7.11 Frequency Stability

Test Requirement 47 CFR Part 15, Subpart E 15.407 (g)

Test Method: ANSI C63.10 (2013) Section 6.8

### 7.11.1 E.U.T. Operation

Operating Environment:

Temperature: 24.3 °C Humidity: 38.2 % RH Atmospheric Pressure: 1020 mbar

### 7.11.2 Test Mode Description

| Pre-scan /<br>Final test | Mode<br>Code | Description   |
|--------------------------|--------------|---|
| Final test               | 02           | TX mode (U-NII-1)_Keep the EUT in continuously transmitting mode with all modulation types. All data rates for each modulation type have been tested and found the data rate @ 6Mbps is the worst case of IEEE 802.11a; data rate @ HT0/HT8 is the worst case of IEEE 802.11n(HT20); data rate @ HT0/HT8 is the worst case of IEEE 802.11n(HT40); data rate @ VHT0 is the worst case of IEEE 802.11ac(HT80); data rate @ HE0 is the worst case of IEEE 802.11ax(HT20); data rate @ HE0 is the worst case of IEEE 802.11ax(HT40); data rate @ HE0 is the worst case of IEEE 802.11ax(HT80); data rate @ HE0 is the worst case of IEEE 802.11ax(HT160). Only the data of worst case is recorded in the report.  |
| Final test               | 03           | TX mode (U-NII-2A)_Keep the EUT in continuously transmitting mode with all modulation types. All data rates for each modulation type have been tested and found the data rate @ 6Mbps is the worst case of IEEE 802.11a; data rate @ HT0/HT8 is the worst case of IEEE 802.11n(HT20); data rate @ HT0/HT8 is the worst case of IEEE 802.11n(HT40); data rate @ VHT0 is the worst case of IEEE 802.11ac(HT80); data rate @ HE0 is the worst case of IEEE 802.11ax(HT20); data rate @ HE0 is the worst case of IEEE 802.11ax(HT40); data rate @ HE0 is the worst case of IEEE 802.11ax(HT80). Only the data of worst case is recorded in the report.  |
| Final test               | 04           | TX mode (U-NII-2C)_Keep the EUT in continuously transmitting mode with all modulation types. All data rates for each modulation type have been tested and found the data rate @ 6Mbps is the worst case of IEEE 802.11a; data rate @ HT0/HT8 is the worst case of IEEE 802.11n(HT20); data rate @ HT0/HT8 is the worst case of IEEE 802.11n(HT40); data rate @ VHT0 is the worst case of IEEE 802.11ac(HT80); data rate @ VHT0 is the worst case of IEEE 802.11ac(HT160); data rate @ HE0 is the worst case of IEEE 802.11ax(HT20); data rate @ HE0 is the worst case of IEEE 802.11ax(HT40); data rate @ HE0 is the worst case of IEEE 802.11ax(HT80); data rate @ HE0 is the worst case of IEEE 802.11ax(HT160). Only the data of worst case is recorded in the report. |
| Final test               | 05           | TX mode (U-NII-3)_Keep the EUT in continuously transmitting mode with all modulation types. All data rates for each modulation type have been tested and found the data rate @ 6Mbps is the worst case of IEEE 802.11a; data rate @ HT0/HT8 is the worst case of IEEE 802.11n(HT20); data rate @ HT0/HT8 is the worst case of IEEE 802.11n(HT40); data rate @ VHT0 is the worst case of IEEE 802.11ac(HT80); data rate @ HE0 is the worst case of IEEE 802.11ax(HT20); data rate @ HE0 is the worst case of IEEE 802.11ax(HT40); data rate @ HE0 is the worst case of IEEE 802.11ax(HT80). Only the data of worst case is recorded in the report.   |



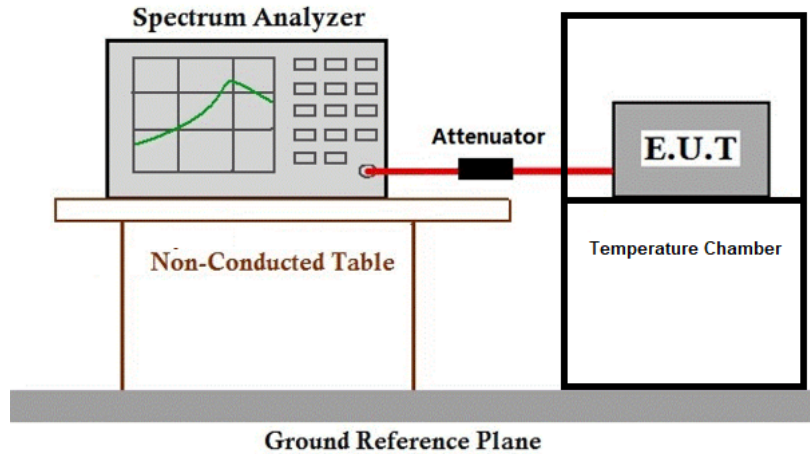
SGS-CSTC Standards Technical Services Co., Ltd.  
Shenzhen Branch (SZEMC) Laboratory

Unless otherwise agreed in writing, this document is issued by the Company subject to its General Conditions of Service printed overleaf, available on request or accessible at <https://www.sgs.com/en/Terms-and-Conditions>. Attention is drawn to the limitation of liability, indemnification and jurisdiction issues defined therein. Any holder of this document is advised that information contained hereon reflects the Company's findings at the time of its intervention only and within the limits of Client's instructions, if any. The Company's sole responsibility is to its Client and this document does not exonerate parties to a transaction from exercising all their rights and obligations under the transaction documents. This document cannot be reproduced except in full, without prior written approval of the Company. Any unauthorized alteration, forgery or falsification of the content or appearance of this document is unlawful and offenders may be prosecuted to the fullest extent of the law. Unless otherwise stated the results shown in this test report refer only to the sample(s) tested and such sample(s) are retained for 30 days only.

Attention: To check the authenticity of testing /inspection report & certificate, please contact us at telephone: (86-755) 8307 1443, or email: [CN.Doccheck@sgs.com](mailto:CN.Doccheck@sgs.com)

No.1 Workshop, M-10, Middle Section, Science & Technology Park, Nanshan District, Shenzhen, Guangdong, China 518057 t (86-755) 26012053 f (86-755) 26710594 www.sgs.com.cn  
中国·广东·深圳市南山区科技园中区M-10栋1号厂房 邮编: 518057 t (86-755) 26012053 f (86-755) 26710594 sgs.china@sgs.com

### 7.11.3 Test Setup Diagram



### 7.11.4 Measurement Procedure and Data

Please Refer to Appendix for Details

## 8 Test Setup Photo

Refer to Appendix - Test Setup Photo for SZCR2404001162TL

## 9 EUT Constructional Details (EUT Photos)

Refer to External and Internal Photos for SZCR2404001162TL



## 10 Appendix

### 1. Duty Cycle

#### 1.1 Ant1

##### 1.1.1 Test Result

| Ant1           |         |                 |    |        |           |             |                |                                   |                       |
|----------------|---------|-----------------|----|--------|-----------|-------------|----------------|-----------------------------------|-----------------------|
| Mode           | TX Type | Frequency (MHz) | RU | RU Pos | T_on (ms) | Period (ms) | Duty Cycle (%) | Duty Cycle Correction Factor (dB) | Max. DC Variation (%) |
| 802.11a        | MIMO    | 5180            | /  | /      | 1.397     | 1.453       | 96.15          | 0.17                              | 0.03                  |
|                |         | 5200            | /  | /      | 1.398     | 1.454       | 96.15          | 0.17                              | 0.03                  |
|                |         | 5240            | /  | /      | 1.398     | 1.454       | 96.15          | 0.17                              | 0.07                  |
|                |         | 5260            | /  | /      | 1.397     | 1.453       | 96.15          | 0.17                              | 0.07                  |
|                |         | 5300            | /  | /      | 1.397     | 1.453       | 96.15          | 0.17                              | 0.03                  |
|                |         | 5320            | /  | /      | 1.397     | 1.453       | 96.15          | 0.17                              | 0.03                  |
|                |         | 5500            | /  | /      | 1.396     | 1.452       | 96.14          | 0.17                              | 0.07                  |
|                |         | 5580            | /  | /      | 1.396     | 1.453       | 96.08          | 0.17                              | 0.03                  |
|                |         | 5700            | /  | /      | 1.398     | 1.454       | 96.15          | 0.17                              | 0.03                  |
|                |         | 5745            | /  | /      | 1.396     | 1.453       | 96.08          | 0.17                              | 0.03                  |
|                |         | 5785            | /  | /      | 1.395     | 1.452       | 96.07          | 0.17                              | 0.03                  |
|                |         | 5825            | /  | /      | 1.396     | 1.452       | 96.14          | 0.17                              | 0.00                  |
| 802.11n (HT20) | MIMO    | 5180            | /  | /      | 1.309     | 1.365       | 95.90          | 0.18                              | 0.03                  |
|                |         | 5200            | /  | /      | 1.309     | 1.365       | 95.90          | 0.18                              | 0.03                  |
|                |         | 5240            | /  | /      | 1.309     | 1.365       | 95.90          | 0.18                              | 0.03                  |
|                |         | 5260            | /  | /      | 1.309     | 1.365       | 95.90          | 0.18                              | 0.04                  |
|                |         | 5300            | /  | /      | 1.309     | 1.365       | 95.90          | 0.18                              | 0.03                  |
|                |         | 5320            | /  | /      | 1.309     | 1.365       | 95.90          | 0.18                              | 0.03                  |
|                |         | 5500            | /  | /      | 1.309     | 1.365       | 95.90          | 0.18                              | 0.00                  |
|                |         | 5580            | /  | /      | 1.309     | 1.365       | 95.90          | 0.18                              | 0.03                  |
|                |         | 5700            | /  | /      | 1.309     | 1.365       | 95.90          | 0.18                              | 0.00                  |
|                |         | 5745            | /  | /      | 1.309     | 1.365       | 95.90          | 0.18                              | 0.03                  |
|                |         | 5785            | /  | /      | 1.309     | 1.365       | 95.90          | 0.18                              | 0.03                  |
|                |         | 5825            | /  | /      | 1.309     | 1.365       | 95.90          | 0.18                              | 0.03                  |
| 802.11n (HT40) | MIMO    | 5190            | /  | /      | 0.648     | 0.705       | 91.91          | 0.37                              | 0.06                  |
|                |         | 5230            | /  | /      | 0.649     | 0.705       | 92.06          | 0.36                              | 0.03                  |
|                |         | 5270            | /  | /      | 0.648     | 0.704       | 92.05          | 0.36                              | 0.07                  |
|                |         | 5310            | /  | /      | 0.649     | 0.705       | 92.06          | 0.36                              | 0.03                  |



## SGS-CSTC Standards Technical Services Co., Ltd. Shenzhen Branch

SZEMC-TRF-01 Rev. A/1

Report No.: SZCR240400116203

Page: 224 of 528

|                      |      |      |       |      |       |       |       |      |       |
|----------------------|------|------|-------|------|-------|-------|-------|------|-------|
|                      |      | 5510 | /     | /    | 0.648 | 0.705 | 91.91 | 0.37 | 0.07  |
|                      |      | 5550 | /     | /    | 0.648 | 0.704 | 92.05 | 0.36 | 0.04  |
|                      |      | 5670 | /     | /    | 0.648 | 0.704 | 92.05 | 0.36 | 0.07  |
|                      |      | 5755 | /     | /    | 0.649 | 0.705 | 92.06 | 0.36 | 0.03  |
|                      |      | 5795 | /     | /    | 0.649 | 0.705 | 92.06 | 0.36 | 0.03  |
| 802.11ac<br>(VHT20)  | MIMO | 5180 | /     | /    | 0.483 | 0.537 | 89.94 | 0.46 | 0.06  |
|                      |      | 5200 | /     | /    | 0.480 | 0.537 | 89.39 | 0.49 | 0.03  |
|                      |      | 5240 | /     | /    | 0.483 | 0.537 | 89.94 | 0.46 | 0.09  |
|                      |      | 5260 | /     | /    | 0.481 | 0.537 | 89.57 | 0.48 | 0.03  |
|                      |      | 5300 | /     | /    | 0.480 | 0.537 | 89.39 | 0.49 | 0.03  |
|                      |      | 5320 | /     | /    | 0.484 | 0.537 | 90.13 | 0.45 | 0.03  |
|                      |      | 5500 | /     | /    | 0.483 | 0.537 | 89.94 | 0.46 | 0.09  |
|                      |      | 5580 | /     | /    | 0.480 | 0.537 | 89.39 | 0.49 | 0.09  |
|                      |      | 5700 | /     | /    | 0.483 | 0.537 | 89.94 | 0.46 | 0.06  |
|                      |      | 5745 | /     | /    | 0.480 | 0.536 | 89.55 | 0.48 | 0.07  |
|                      |      | 5785 | /     | /    | 0.480 | 0.537 | 89.39 | 0.49 | 0.06  |
|                      |      | 5825 | /     | /    | 0.480 | 0.537 | 89.39 | 0.49 | 0.06  |
| 802.11ac<br>(VHT40)  | MIMO | 5190 | /     | /    | 0.261 | 0.317 | 82.33 | 0.84 | 0.06  |
|                      |      | 5230 | /     | /    | 0.261 | 0.317 | 82.33 | 0.84 | 0.06  |
|                      |      | 5270 | /     | /    | 0.260 | 0.317 | 82.02 | 0.86 | 0.06  |
|                      |      | 5310 | /     | /    | 0.263 | 0.317 | 82.97 | 0.81 | 0.08  |
|                      |      | 5510 | /     | /    | 0.263 | 0.317 | 82.97 | 0.81 | 0.06  |
|                      |      | 5550 | /     | /    | 0.000 | 0.056 | 0.00  | 0.00 | 82.06 |
|                      |      | 5670 | /     | /    | 0.263 | 0.317 | 82.97 | 0.81 | 0.06  |
|                      |      | 5755 | /     | /    | 0.260 | 0.317 | 82.02 | 0.86 | 0.12  |
|                      |      | 5795 | /     | /    | 0.260 | 0.317 | 82.02 | 0.86 | 0.09  |
| 802.11ac<br>(VHT80)  | MIMO | 5210 | /     | /    | 0.241 | 0.296 | 81.42 | 0.89 | 0.03  |
|                      |      | 5290 | /     | /    | 0.241 | 0.296 | 81.42 | 0.89 | 0.04  |
|                      |      | 5530 | /     | /    | 0.243 | 0.296 | 82.09 | 0.86 | 0.10  |
|                      |      | 5610 | /     | /    | 0.240 | 0.297 | 80.81 | 0.93 | 0.10  |
|                      |      | 5775 | /     | /    | 0.243 | 0.297 | 81.82 | 0.87 | 0.09  |
| 802.11ac<br>(VHT160) | MIMO | 5570 | /     | /    | 0.103 | 0.151 | 68.21 | 1.66 | 0.21  |
|                      |      | 5250 | /     | /    | 0.101 | 0.151 | 66.89 | 1.75 | 0.09  |
| 802.11ax<br>(HEW20)  | MIMO | 5180 | RU242 | Left | 0.429 | 0.485 | 88.45 | 0.53 | 0.06  |
|                      |      | 5200 | RU242 | Left | 0.429 | 0.486 | 88.27 | 0.54 | 0.10  |
|                      |      | 5240 | RU242 | Left | 0.430 | 0.486 | 88.48 | 0.53 | 0.07  |
|                      |      | 5260 | RU242 | Left | 0.432 | 0.486 | 88.89 | 0.51 | 0.03  |
|                      |      | 5300 | RU242 | Left | 0.430 | 0.486 | 88.48 | 0.53 | 0.06  |
|                      |      | 5320 | RU242 | Left | 0.430 | 0.486 | 88.48 | 0.53 | 0.10  |
|                      |      | 5500 | RU242 | Left | 0.432 | 0.486 | 88.89 | 0.51 | 0.04  |



Unless otherwise agreed in writing, this document is issued by the Company subject to its General Conditions of Service printed overleaf, available on request or accessible at <https://www.sgs.com/en/Terms-and-Conditions>. Attention is drawn to the limitation of liability, indemnification and jurisdiction issues defined therein. Any holder of this document is advised that information contained hereon reflects the Company's findings at the time of its intervention only and within the limits of Client's instructions, if any. The Company's sole responsibility is to its Client and this document does not exonerate parties to a transaction from exercising all their rights and obligations under the transaction documents. This document cannot be reproduced except in full, without prior written approval of the Company. Any unauthorized alteration, forgery or falsification of the content or appearance of this document is unlawful and offenders may be prosecuted to the fullest extent of the law. Unless otherwise stated the results shown in this test report refer only to the sample(s) tested and such sample(s) are retained for 30 days only.

Attention: To check the authenticity of testing /inspection report & certificate, please contact us at telephone: (86-755) 8307 1443, or email: [CN.Doccheck@sgs.com](mailto:CN.Doccheck@sgs.com)

SGS-CSTC Standards Technical Services Co., Ltd.  
Shenzhen Branch (SZEMC) / SGS-CSTC Laboratory

No.1 Workshop, M-10, Middle Section, Science & Technology Park, Nanshan District, Shenzhen, Guangdong, China 518057 t (86-755) 26012053 f (86-755) 26710594 www.sgs.com.cn  
中国·广东·深圳市南山区科技园中区M-10栋1号厂房 邮编: 518057 t (86-755) 26012053 f (86-755) 26710594 sgs.china@sgs.com

## SGS-CSTC Standards Technical Services Co., Ltd. Shenzhen Branch

SZEMC-TRF-01 Rev. A/1

Report No.: SZCR240400116203

Page: 225 of 528

|                      |      |      |         |      |       |       |       |      |      |
|----------------------|------|------|---------|------|-------|-------|-------|------|------|
|                      |      | 5580 | RU242   | Left | 0.429 | 0.485 | 88.45 | 0.53 | 0.06 |
|                      |      | 5700 | RU242   | Left | 0.432 | 0.486 | 88.89 | 0.51 | 0.03 |
|                      |      | 5745 | RU242   | Left | 0.429 | 0.486 | 88.27 | 0.54 | 0.07 |
|                      |      | 5785 | RU242   | Left | 0.429 | 0.486 | 88.27 | 0.54 | 0.03 |
|                      |      | 5825 | RU242   | Left | 0.430 | 0.486 | 88.48 | 0.53 | 0.06 |
| 802.11ax<br>(HEW40)  | MIMO | 5190 | RU484   | Left | 0.426 | 0.481 | 88.57 | 0.53 | 0.07 |
|                      |      | 5230 | RU484   | Left | 0.428 | 0.482 | 88.80 | 0.52 | 0.07 |
|                      |      | 5270 | RU484   | Left | 0.426 | 0.482 | 88.38 | 0.54 | 0.03 |
|                      |      | 5310 | RU484   | Left | 0.426 | 0.481 | 88.57 | 0.53 | 0.00 |
|                      |      | 5510 | RU484   | Left | 0.426 | 0.482 | 88.38 | 0.54 | 0.04 |
|                      |      | 5550 | RU484   | Left | 0.428 | 0.482 | 88.80 | 0.52 | 0.10 |
|                      |      | 5670 | RU484   | Left | 0.426 | 0.482 | 88.38 | 0.54 | 0.07 |
|                      |      | 5755 | RU484   | Left | 0.425 | 0.482 | 88.17 | 0.55 | 0.07 |
|                      |      | 5795 | RU484   | Left | 0.426 | 0.481 | 88.57 | 0.53 | 0.04 |
| 802.11ax<br>(HEW80)  | MIMO | 5210 | RU996   | Left | 0.259 | 0.315 | 82.22 | 0.85 | 0.04 |
|                      |      | 5290 | RU996   | Left | 0.258 | 0.314 | 82.17 | 0.85 | 0.03 |
|                      |      | 5530 | RU996   | Left | 0.258 | 0.314 | 82.17 | 0.85 | 0.03 |
|                      |      | 5610 | RU996   | Left | 0.260 | 0.314 | 82.80 | 0.82 | 0.10 |
|                      |      | 5775 | RU996   | Left | 0.258 | 0.315 | 81.90 | 0.87 | 0.07 |
| 802.11ax<br>(HEW160) | MIMO | 5570 | 2xRU996 | Left | 0.185 | 0.235 | 78.72 | 1.04 | 0.03 |
|                      |      | 5250 | 2xRU996 | Left | 0.187 | 0.235 | 79.57 | 0.99 | 0.10 |



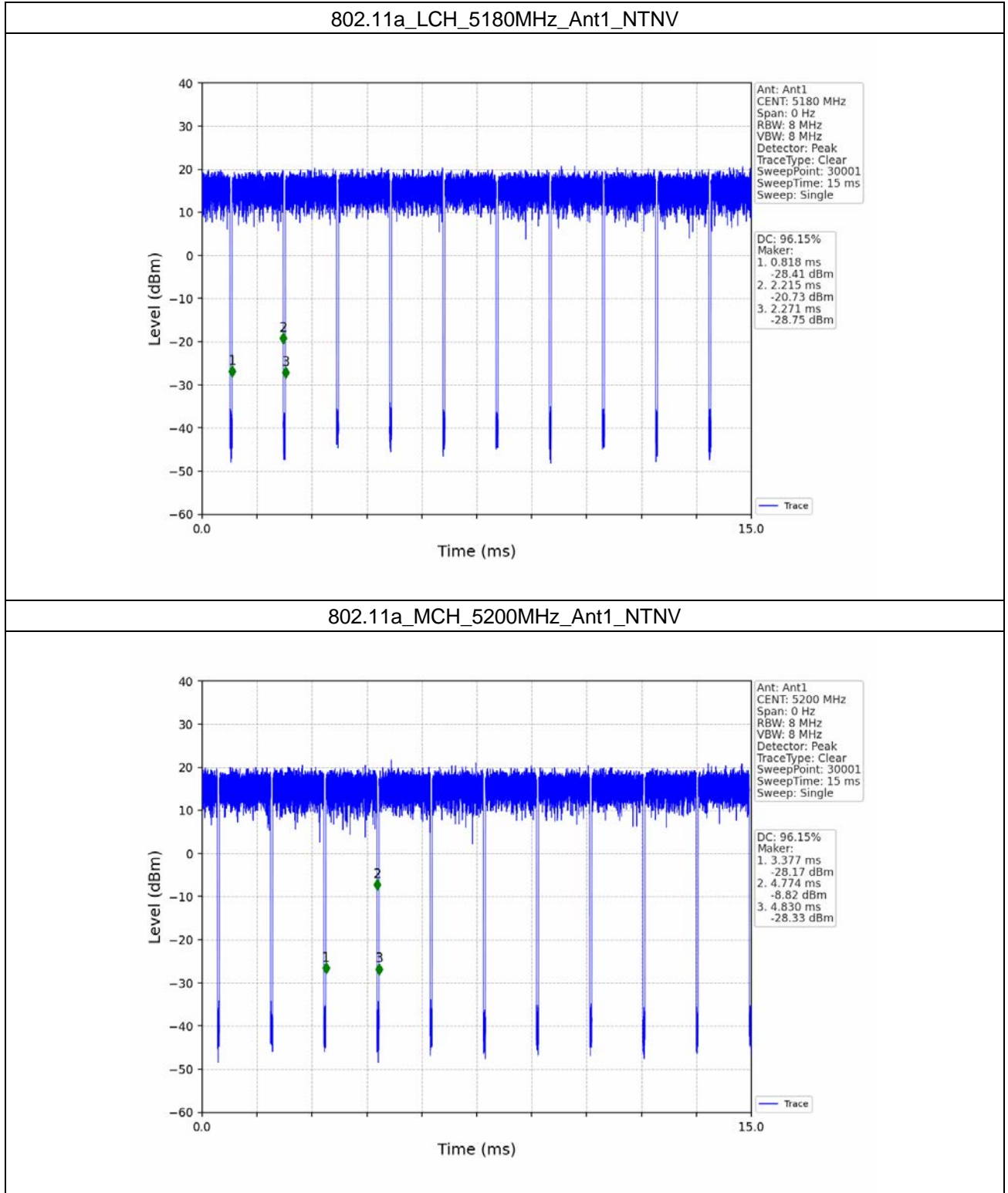
SGS-CSTC Standards Technical Services Co., Ltd.  
Shenzhen Branch (SZEMC) Laboratory

Unless otherwise agreed in writing, this document is issued by the Company subject to its General Conditions of Service printed overleaf, available on request or accessible at <https://www.sgs.com/en/Terms-and-Conditions>. Attention is drawn to the limitation of liability, indemnification and jurisdiction issues defined therein. Any holder of this document is advised that information contained hereon reflects the Company's findings at the time of its intervention only and within the limits of Client's instructions, if any. The Company's sole responsibility is to its Client and this document does not exonerate parties to a transaction from exercising all their rights and obligations under the transaction documents. This document cannot be reproduced except in full, without prior written approval of the Company. Any unauthorized alteration, forgery or falsification of the content or appearance of this document is unlawful and offenders may be prosecuted to the fullest extent of the law. Unless otherwise stated the results shown in this test report refer only to the sample(s) tested and such sample(s) are retained for 30 days only.

Attention: To check the authenticity of testing / inspection report & certificate, please contact us at telephone: (86-755) 8307 1443, or email: [CN.Doccheck@sgs.com](mailto:CN.Doccheck@sgs.com)

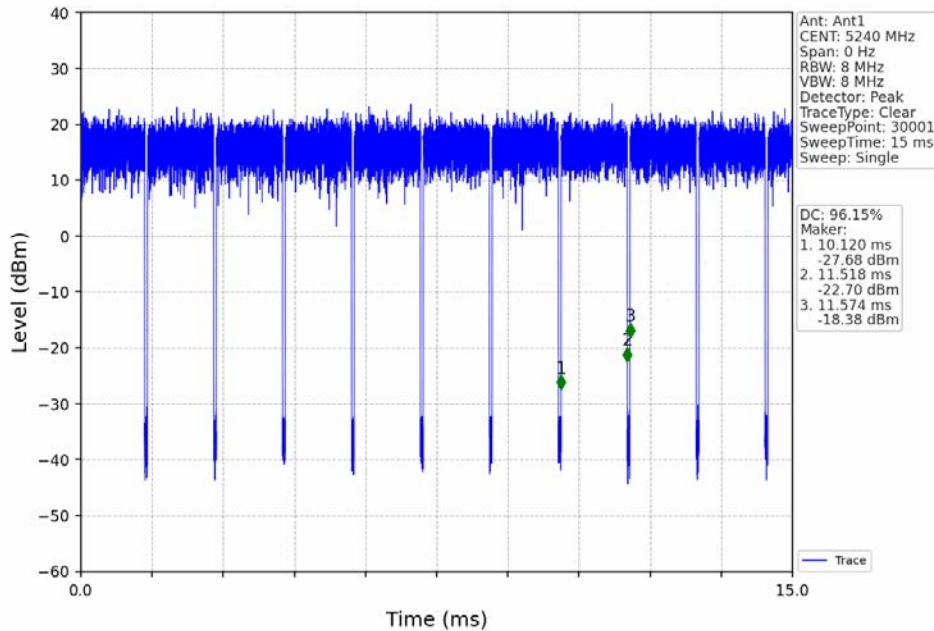
No. 1 Workshop, M-10, Middle Section, Science & Technology Park, Nanshan District, Shenzhen, Guangdong, China 518057 t (86-755) 26012053 f (86-755) 26710594 www.sgs.com.cn  
中国·广东·深圳市南山区科技园中区M-10栋1号厂房 邮编: 518057 t (86-755) 26012053 f (86-755) 26710594 sgs.china@sgs.com

### 1.1.2 Test Graph

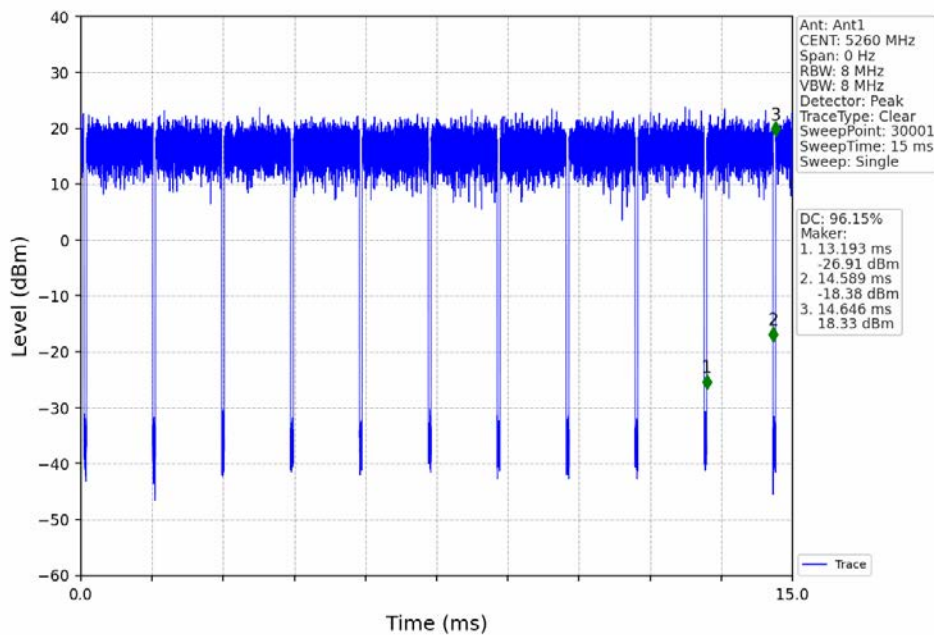




802.11a\_HCH\_5240MHz\_Ant1\_NTNV

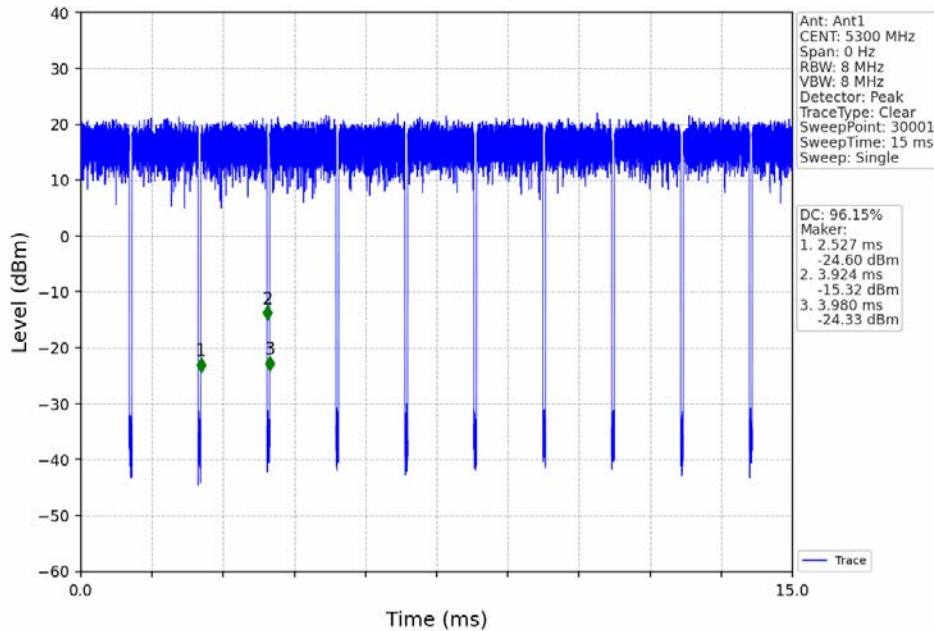


802.11a\_LCH\_5260MHz\_Ant1\_NTNV

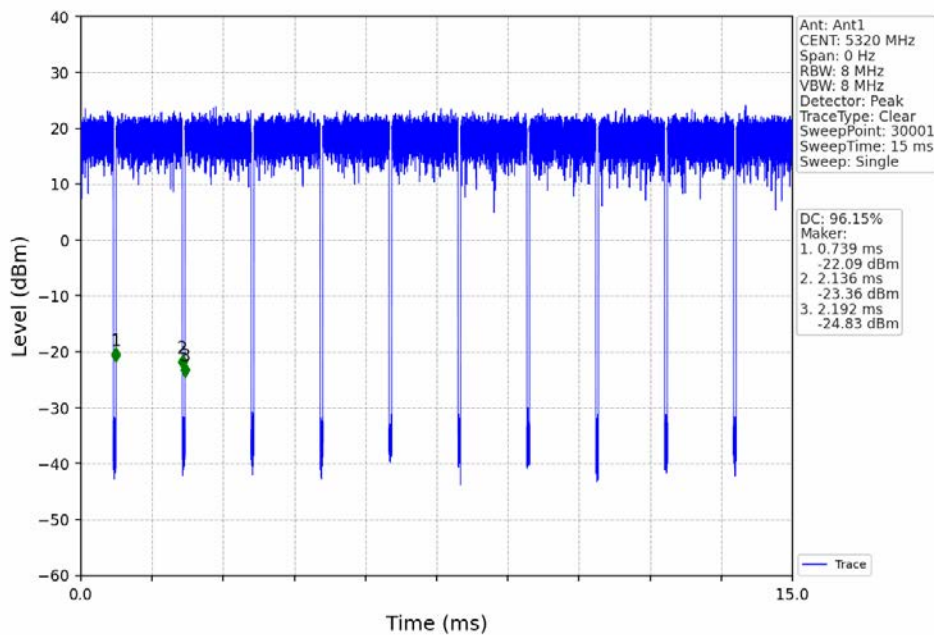




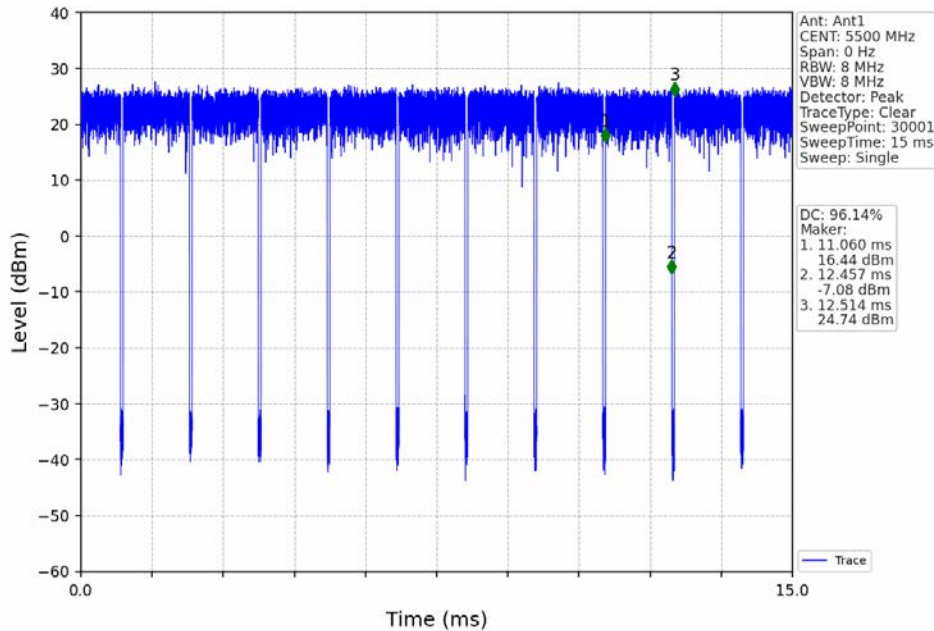
802.11a\_MCH\_5300MHz\_Ant1\_NTNV



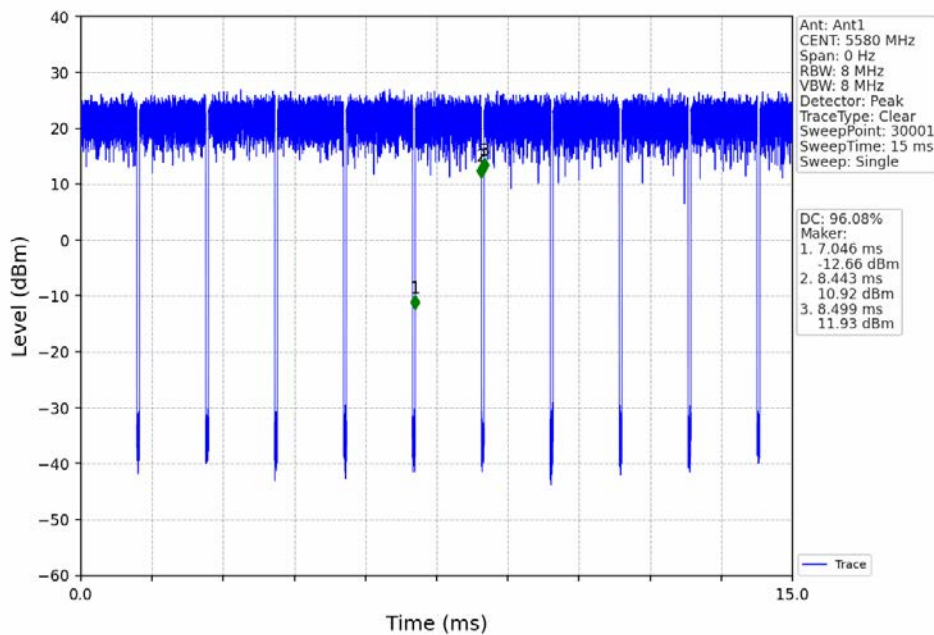
802.11a\_HCH\_5320MHz\_Ant1\_NTNV



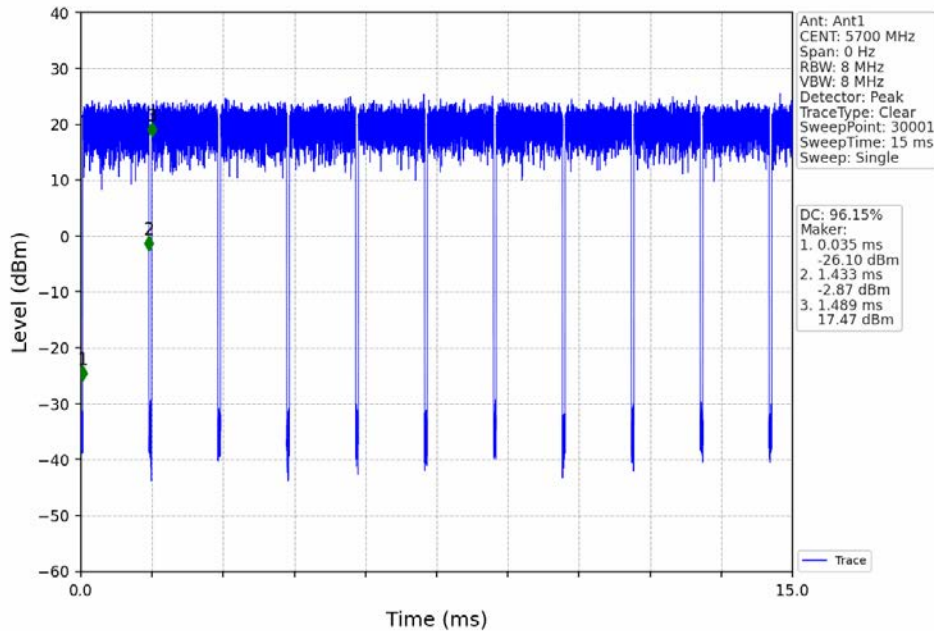
802.11a\_LCH\_5500MHz\_Ant1\_NTNV



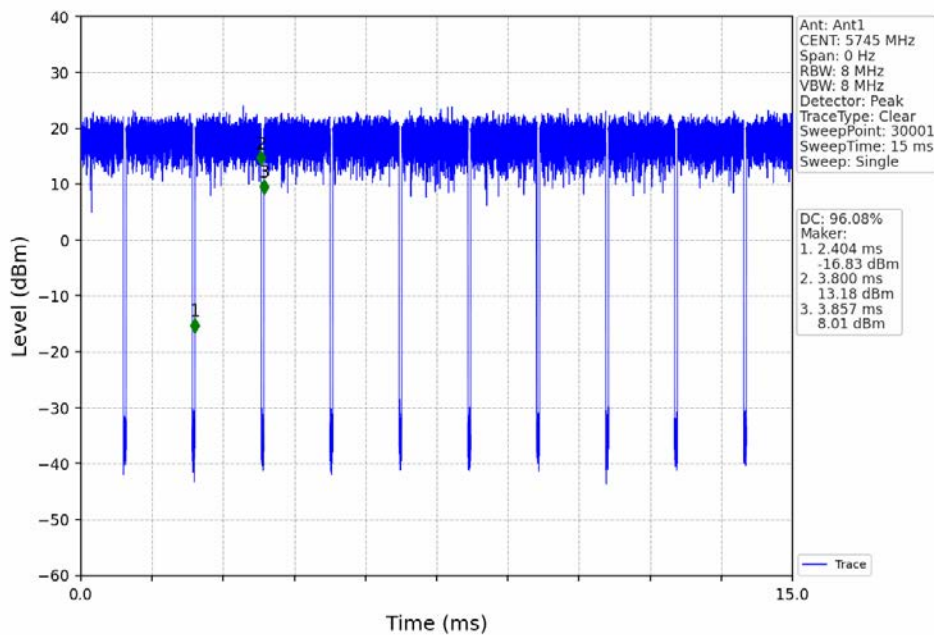
802.11a\_MCH\_5580MHz\_Ant1\_NTNV



802.11a\_HCH\_5700MHz\_Ant1\_NTNV

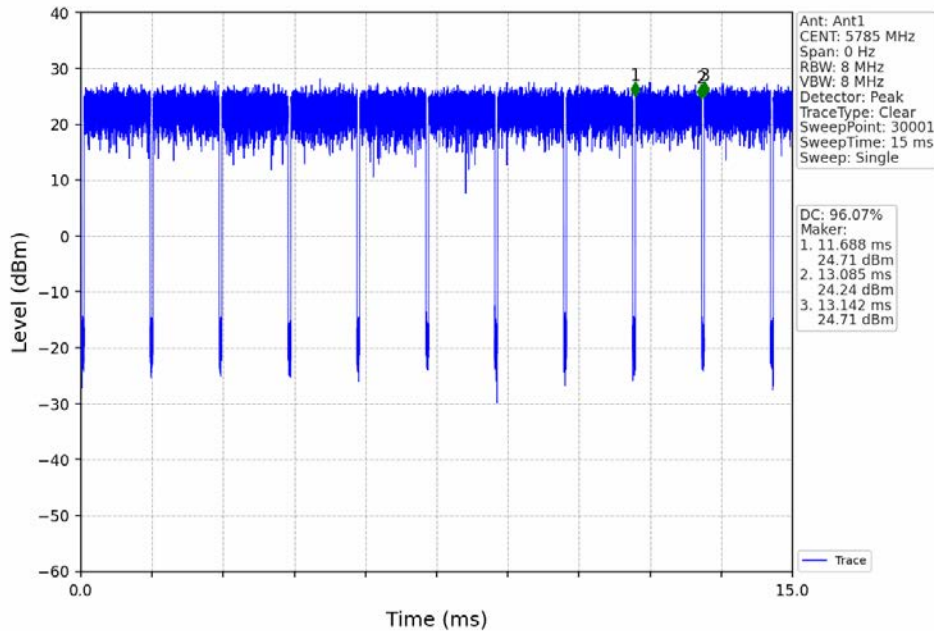


802.11a\_LCH\_5745MHz\_Ant1\_NTNV

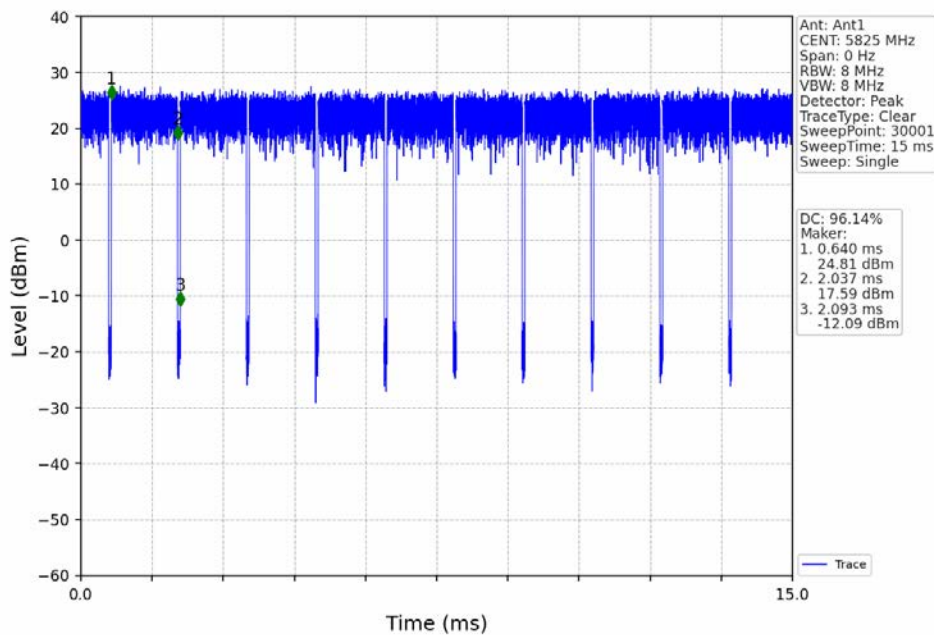




802.11a\_MCH\_5785MHz\_Ant1\_NTNV

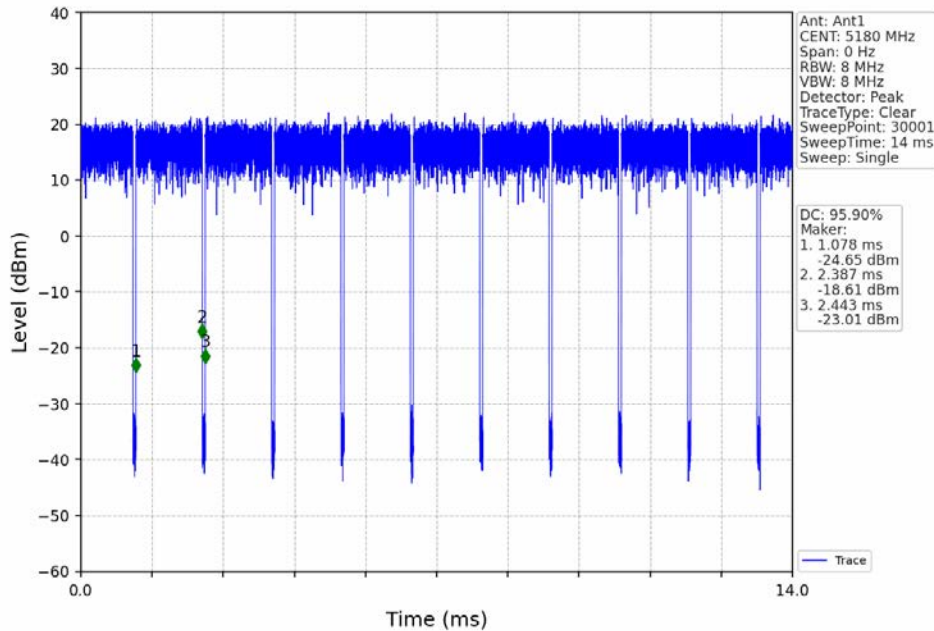


802.11a\_HCH\_5825MHz\_Ant1\_NTNV

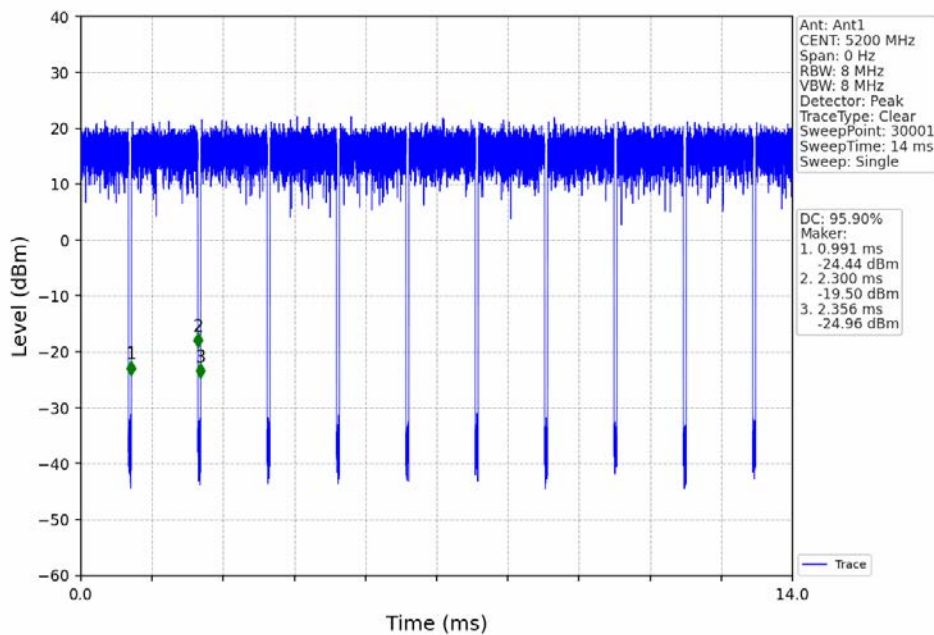




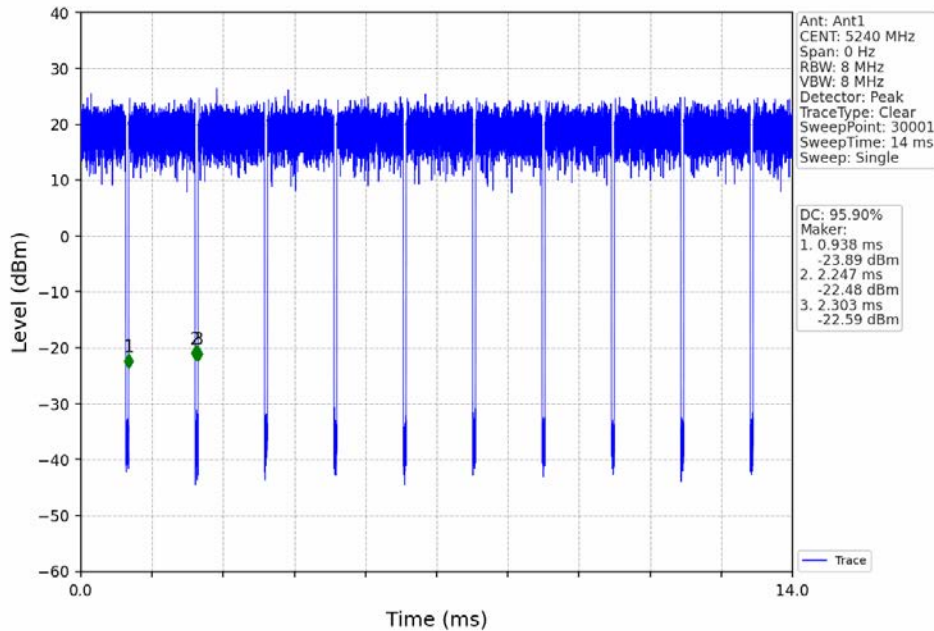
802.11n(HT20)\_LCH\_5180MHz\_Ant1\_NTNV



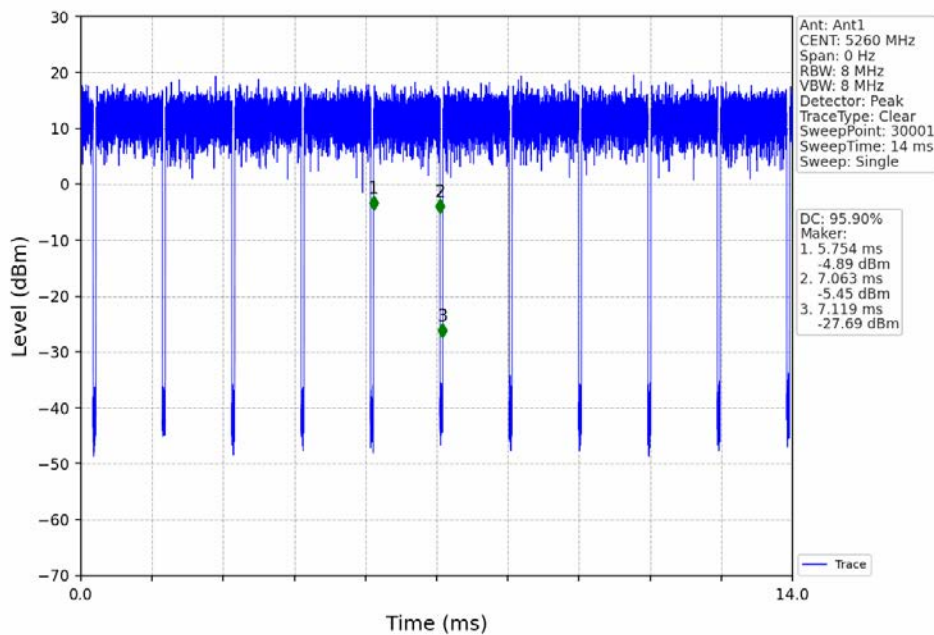
802.11n(HT20)\_MCH\_5200MHz\_Ant1\_NTNV



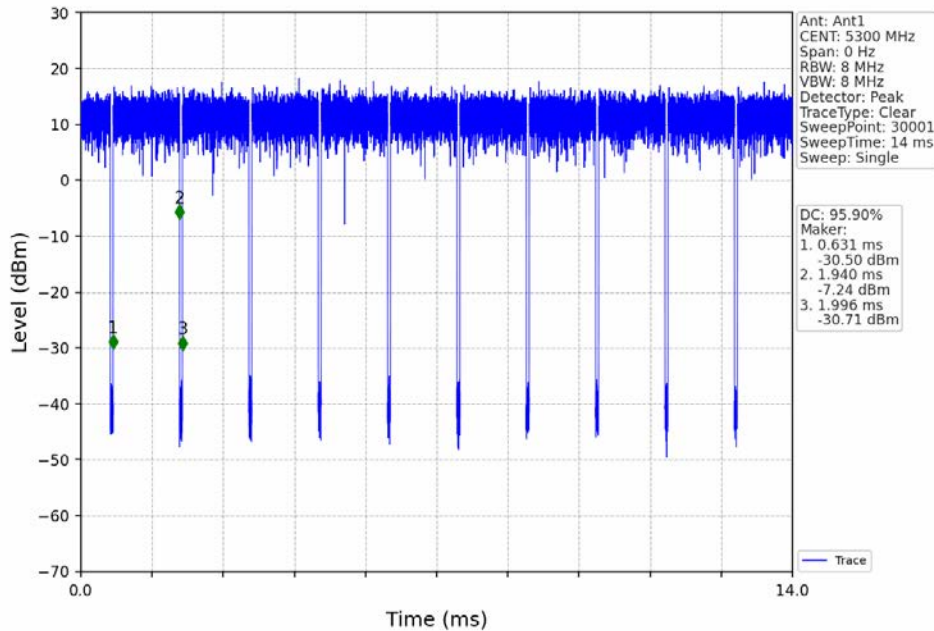
802.11n(HT20)\_HCH\_5240MHz\_Ant1\_NTNV



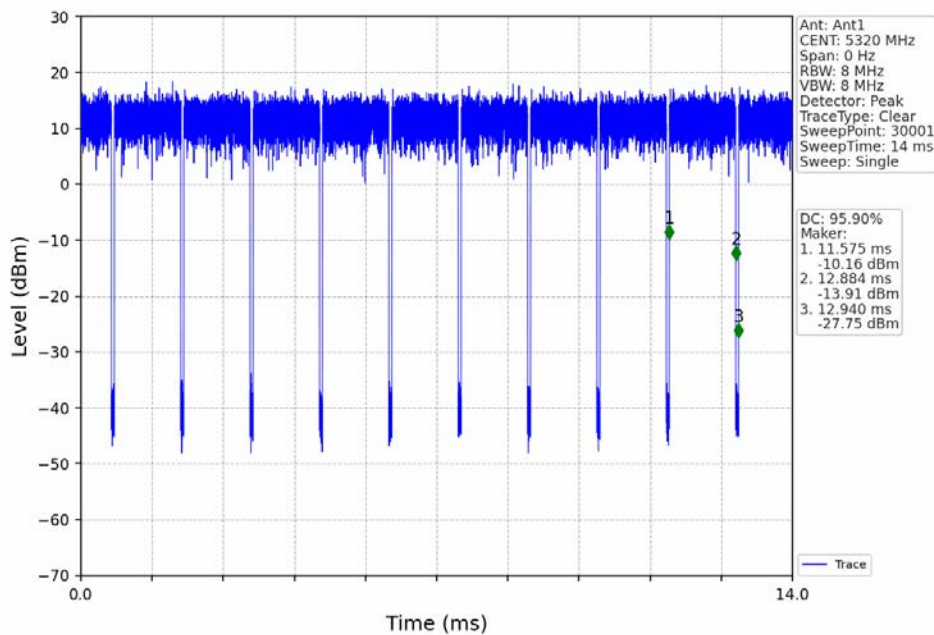
802.11n(HT20)\_LCH\_5260MHz\_Ant1\_NTNV



802.11n(HT20)\_MCH\_5300MHz\_Ant1\_NTNV

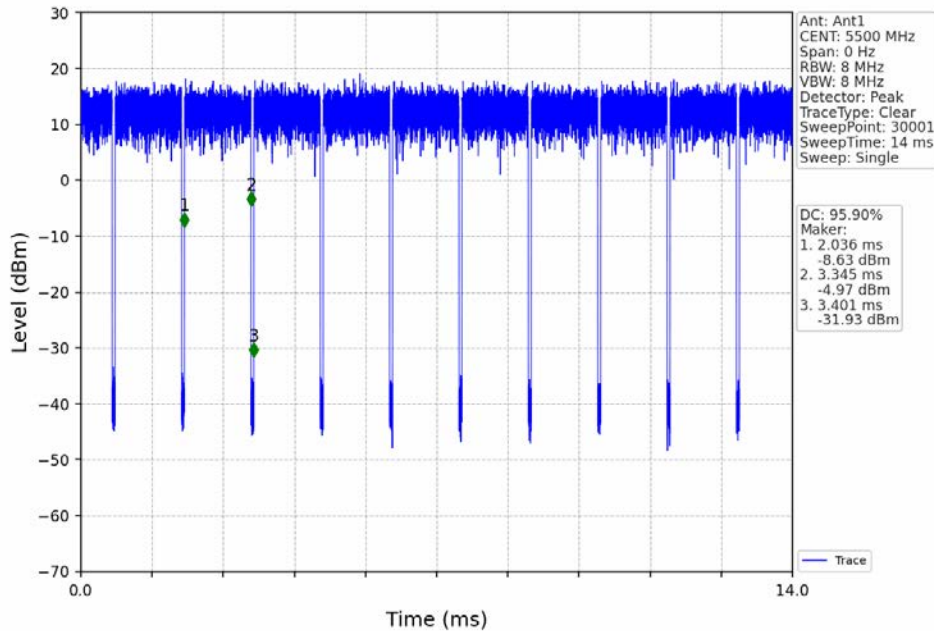


802.11n(HT20)\_HCH\_5320MHz\_Ant1\_NTNV

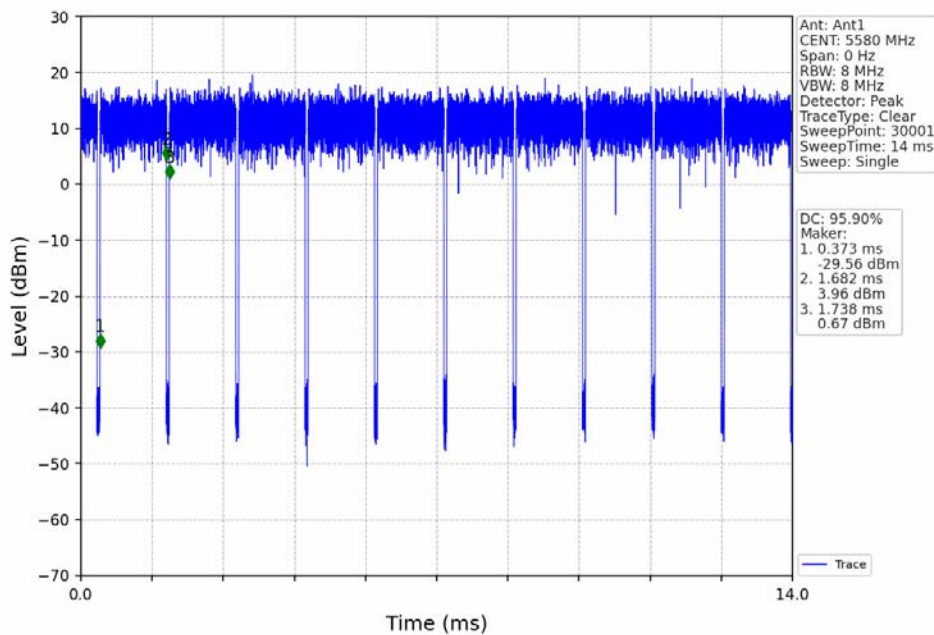




802.11n(HT20)\_LCH\_5500MHz\_Ant1\_NTNV

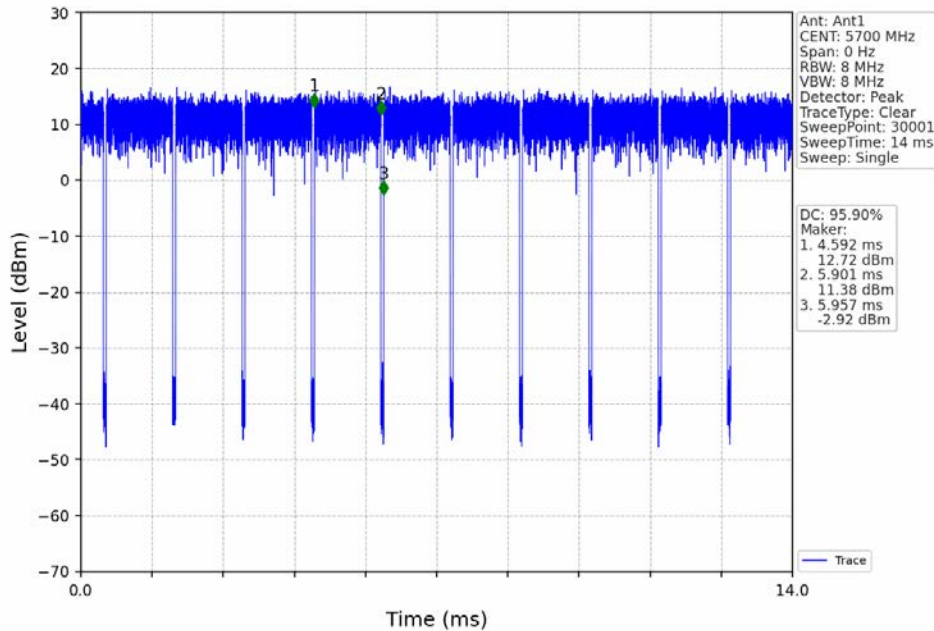


802.11n(HT20)\_MCH\_5580MHz\_Ant1\_NTNV

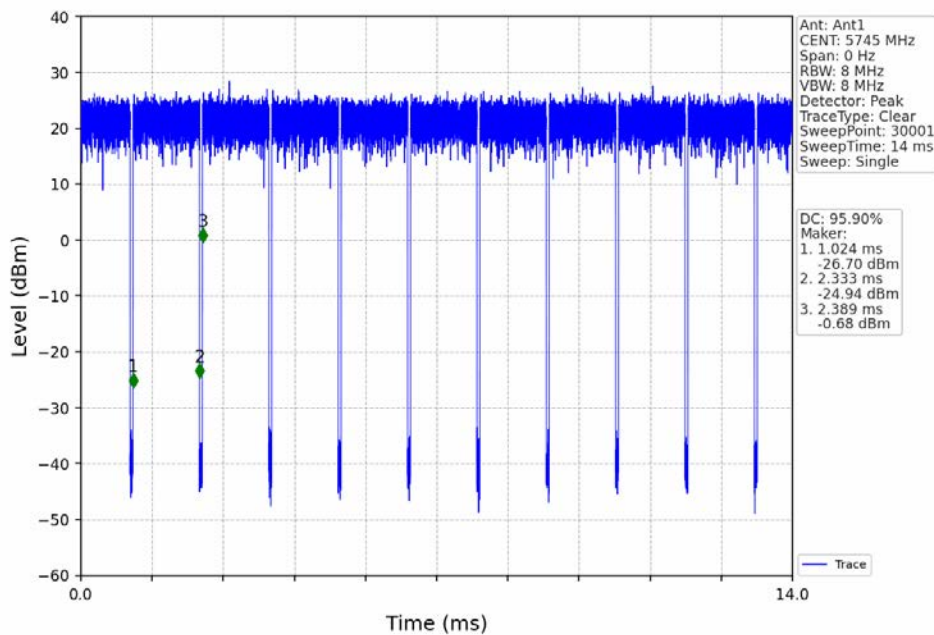




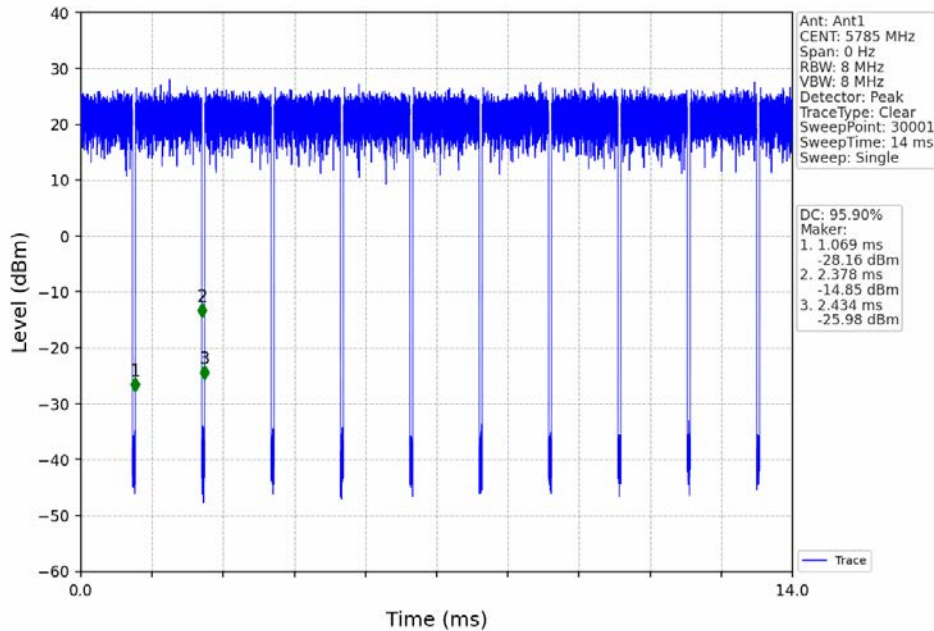
802.11n(HT20)\_HCH\_5700MHz\_Ant1\_NTNV



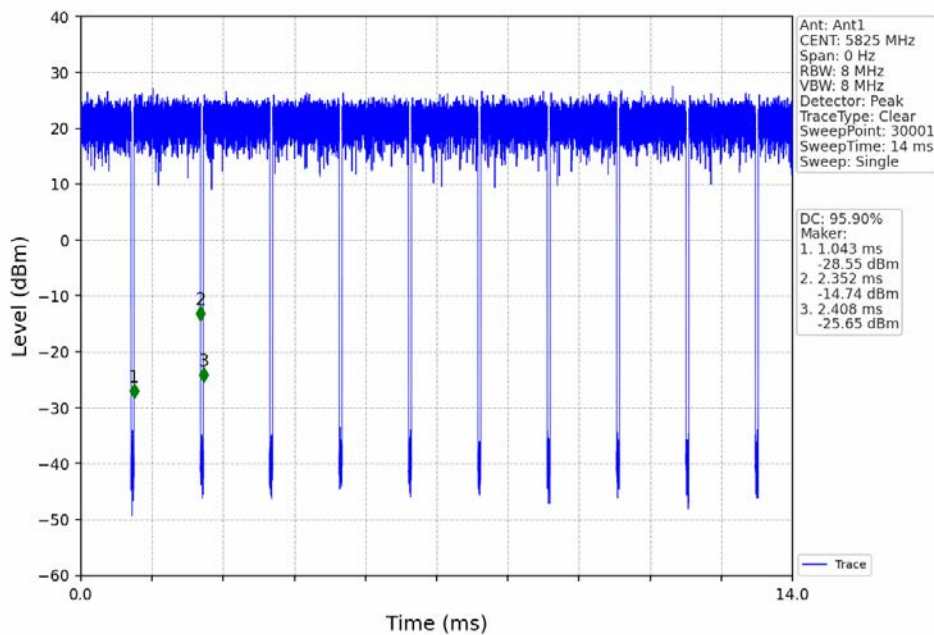
802.11n(HT20)\_LCH\_5745MHz\_Ant1\_NTNV



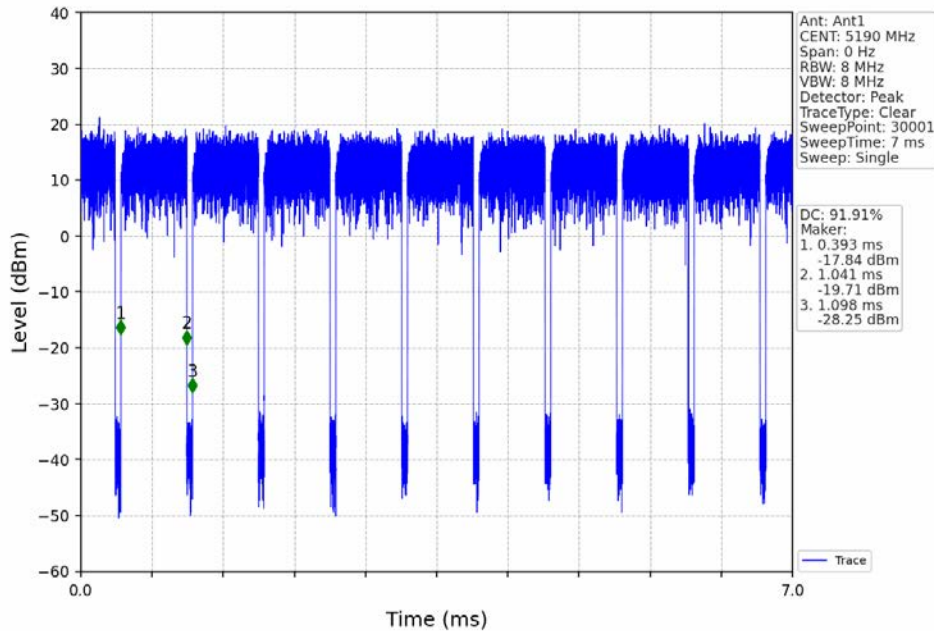
802.11n(HT20)\_MCH\_5785MHz\_Ant1\_NTNV



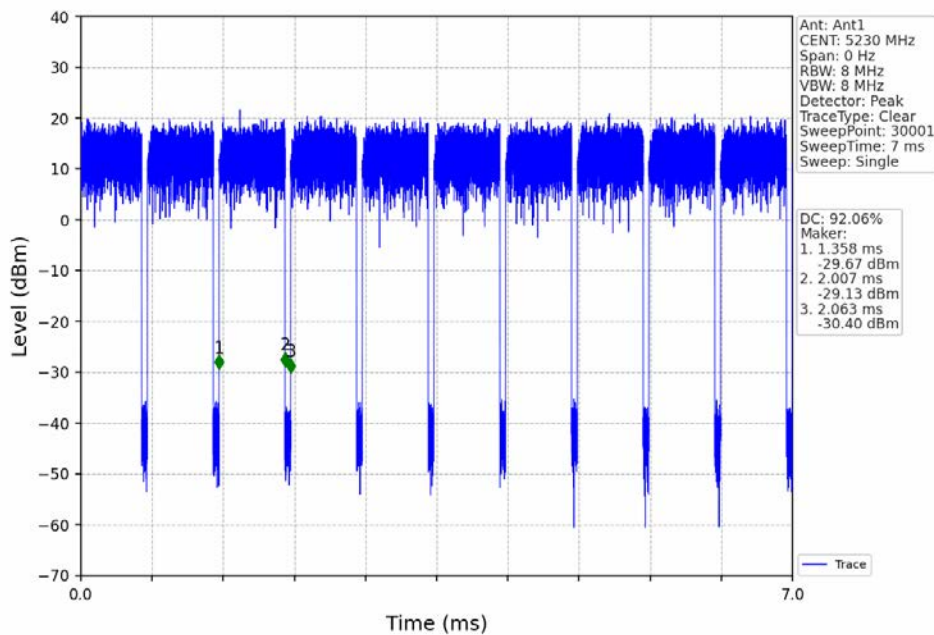
802.11n(HT20)\_HCH\_5825MHz\_Ant1\_NTNV



802.11n(HT40)\_LCH\_5190MHz\_Ant1\_NTNV

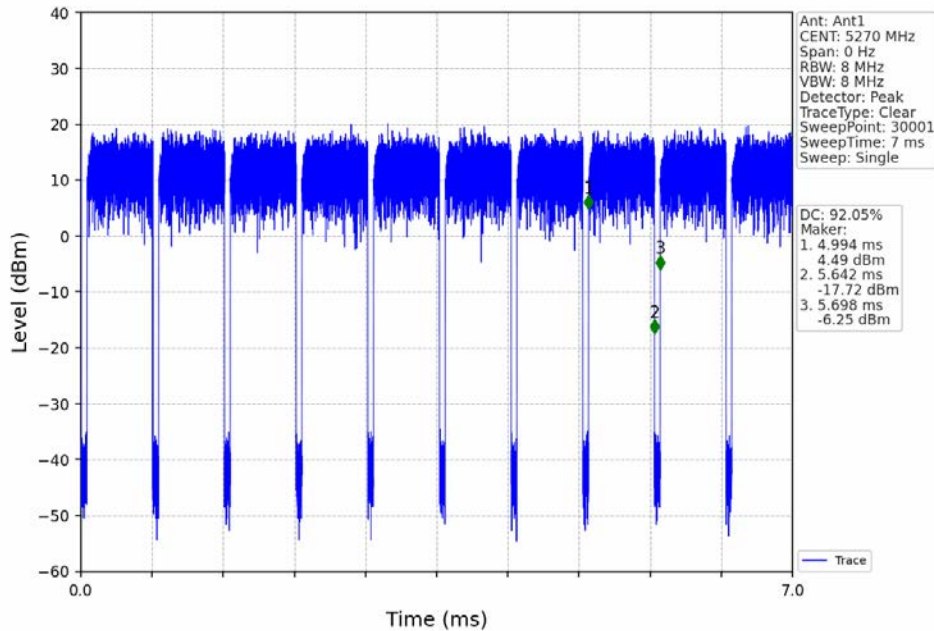


802.11n(HT40)\_HCH\_5230MHz\_Ant1\_NTNV

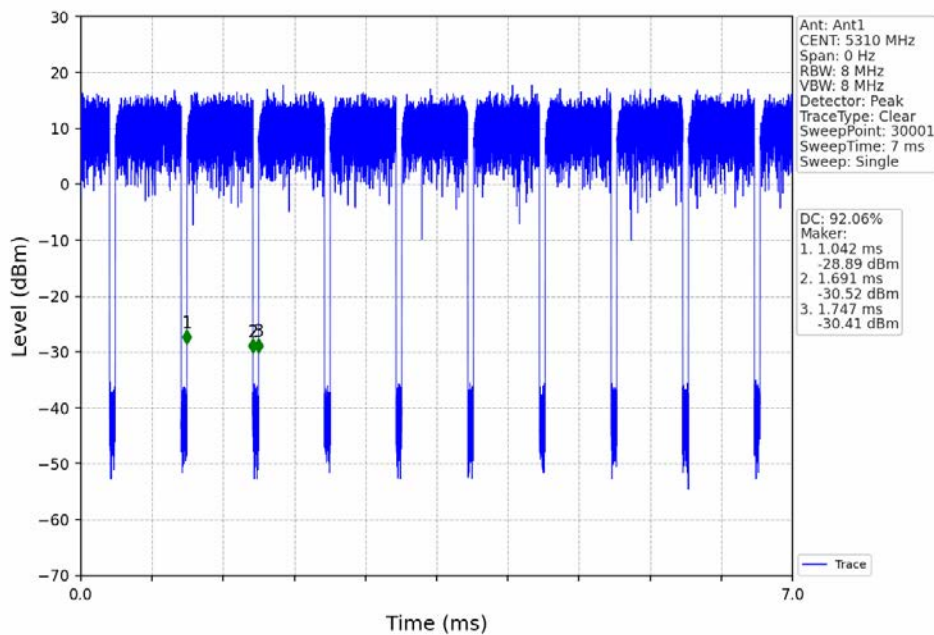




802.11n(HT40)\_LCH\_5270MHz\_Ant1\_NTNV

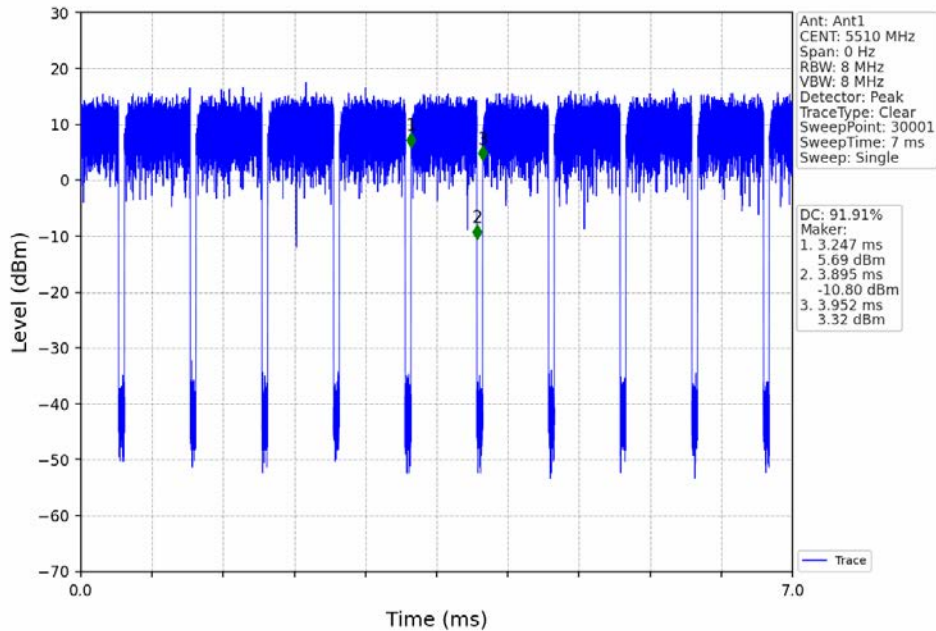


802.11n(HT40)\_HCH\_5310MHz\_Ant1\_NTNV

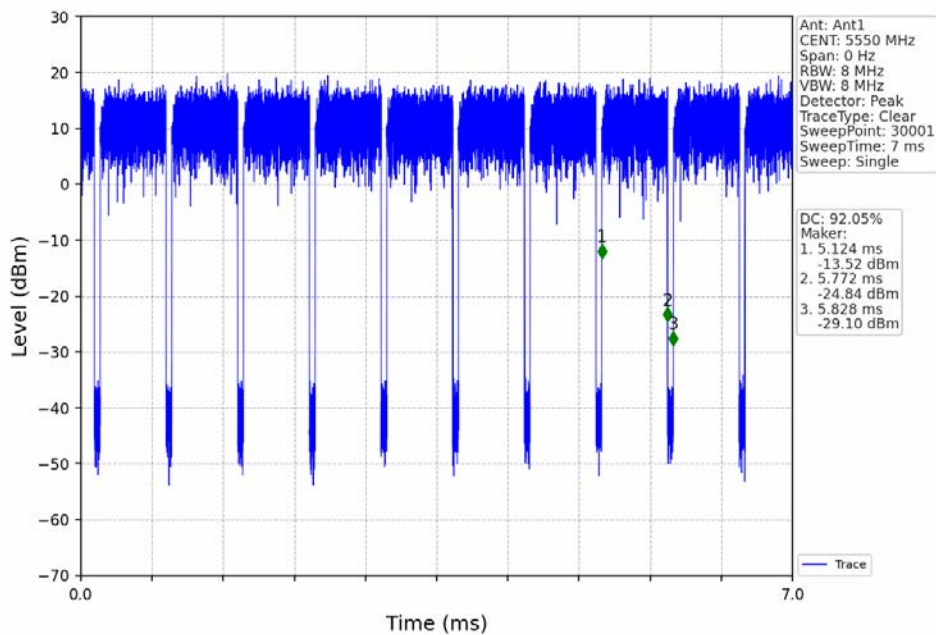




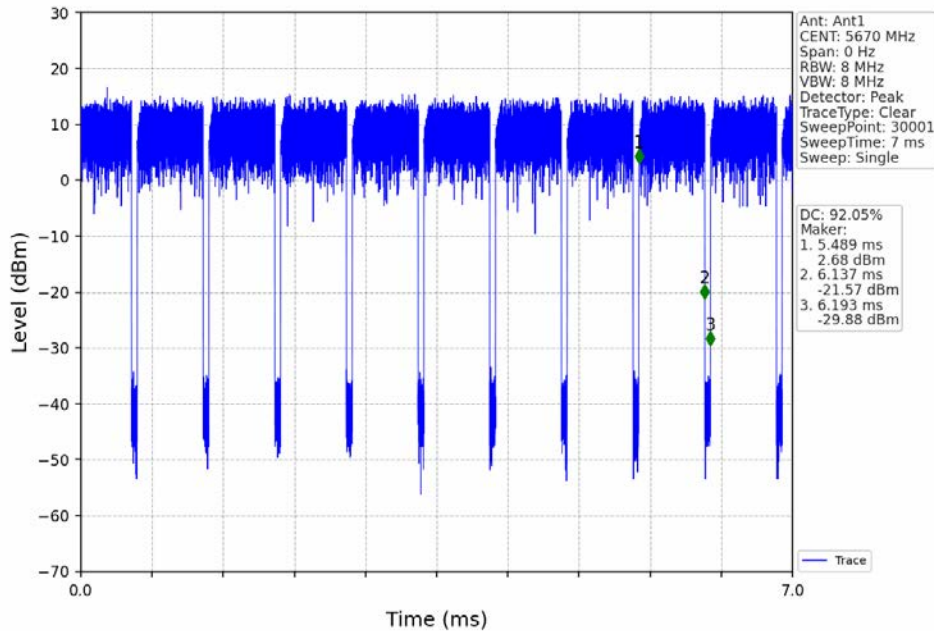
802.11n(HT40)\_LCH\_5510MHz\_Ant1\_NTNV



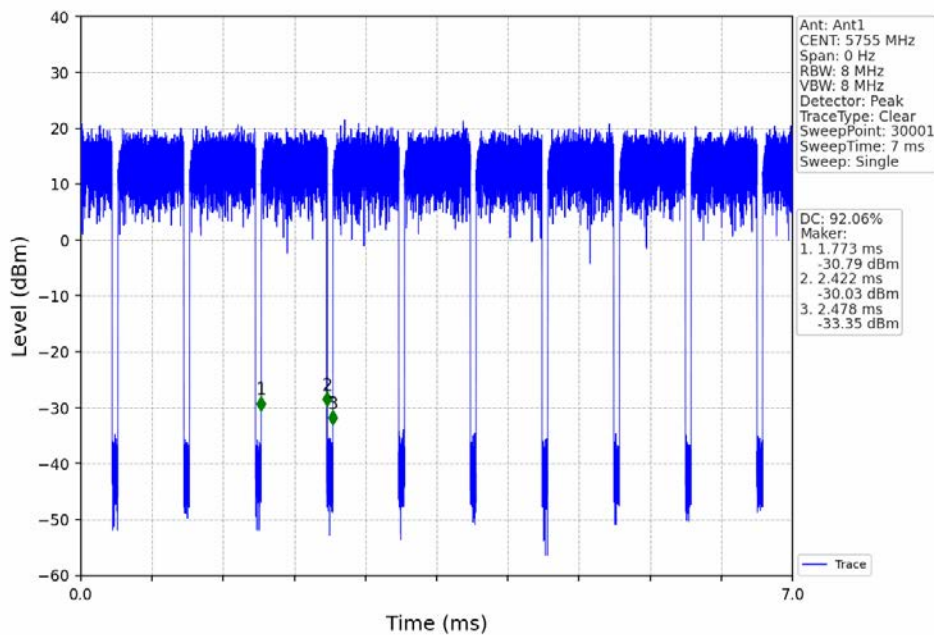
802.11n(HT40)\_MCH\_5550MHz\_Ant1\_NTNV



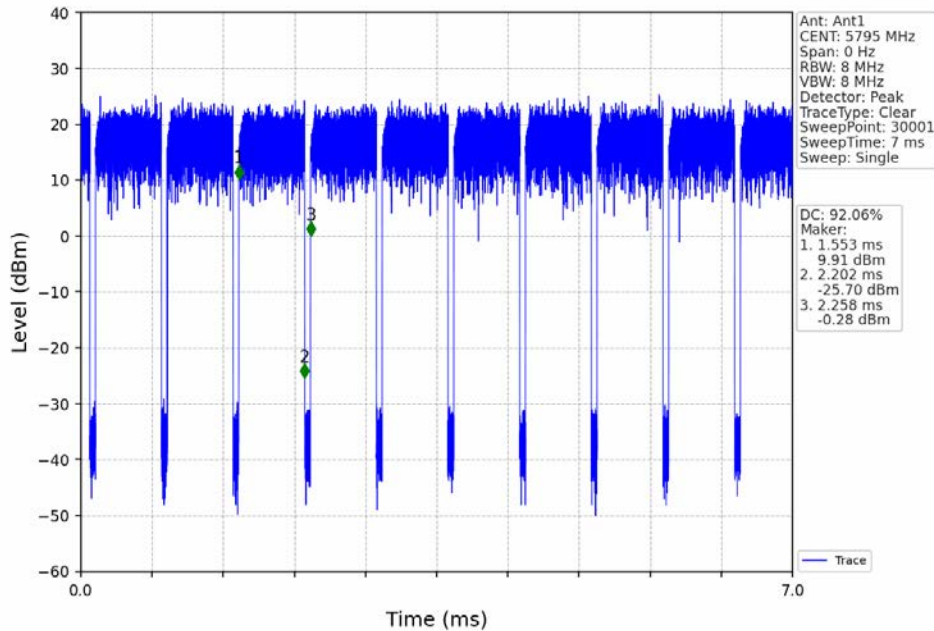
802.11n(HT40)\_HCH\_5670MHz\_Ant1\_NTNV



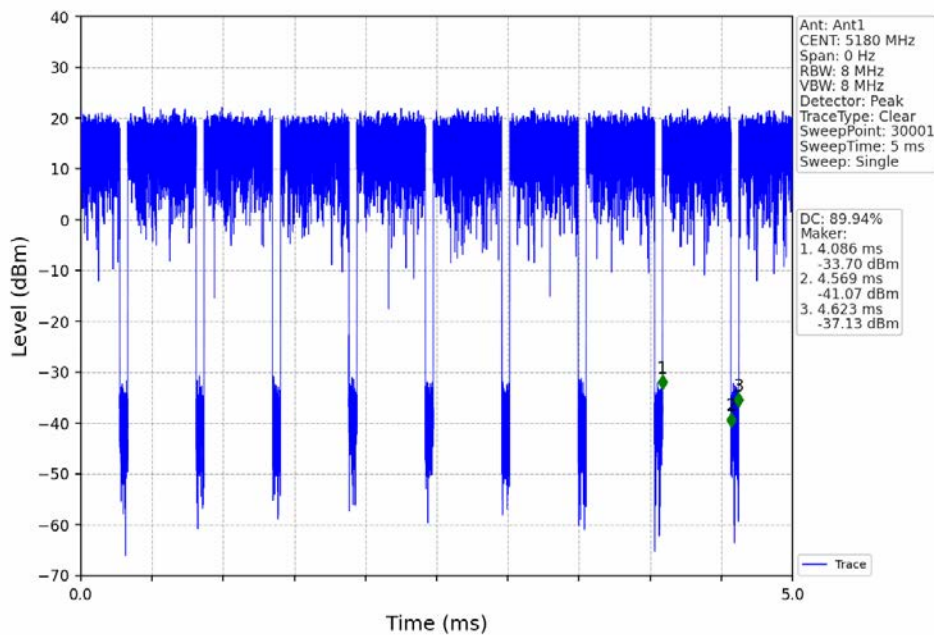
802.11n(HT40)\_LCH\_5755MHz\_Ant1\_NTNV



802.11n(HT40)\_HCH\_5795MHz\_Ant1\_NTNV

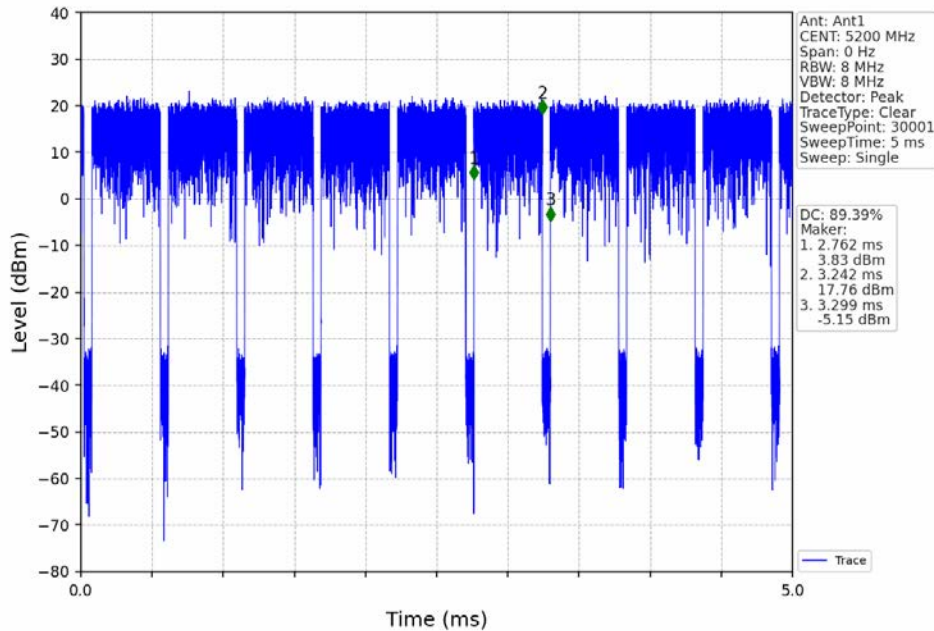


802.11ac(VHT20)\_LCH\_5180MHz\_Ant1\_NTNV

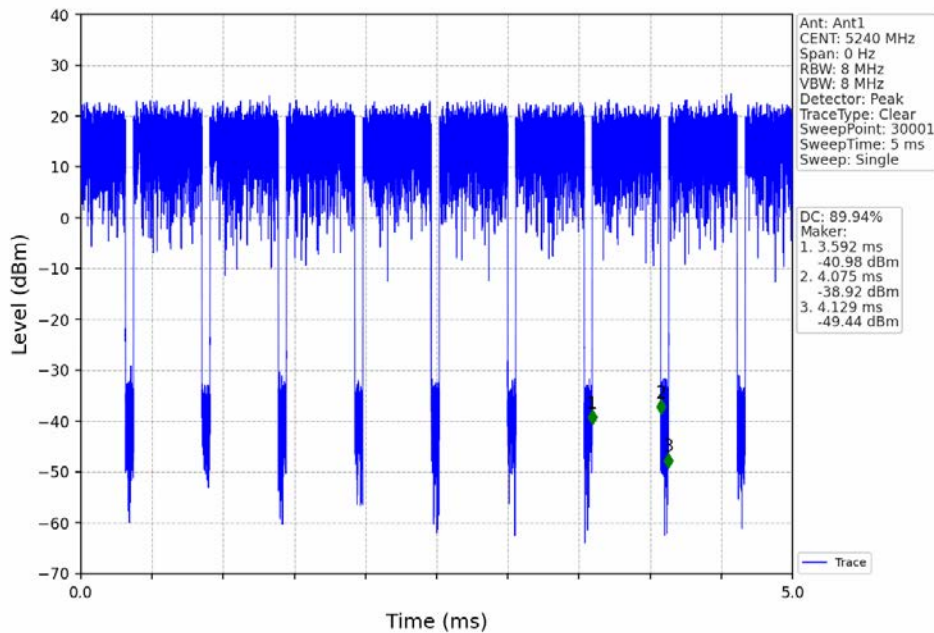




802.11ac(VHT20)\_MCH\_5200MHz\_Ant1\_NTNV

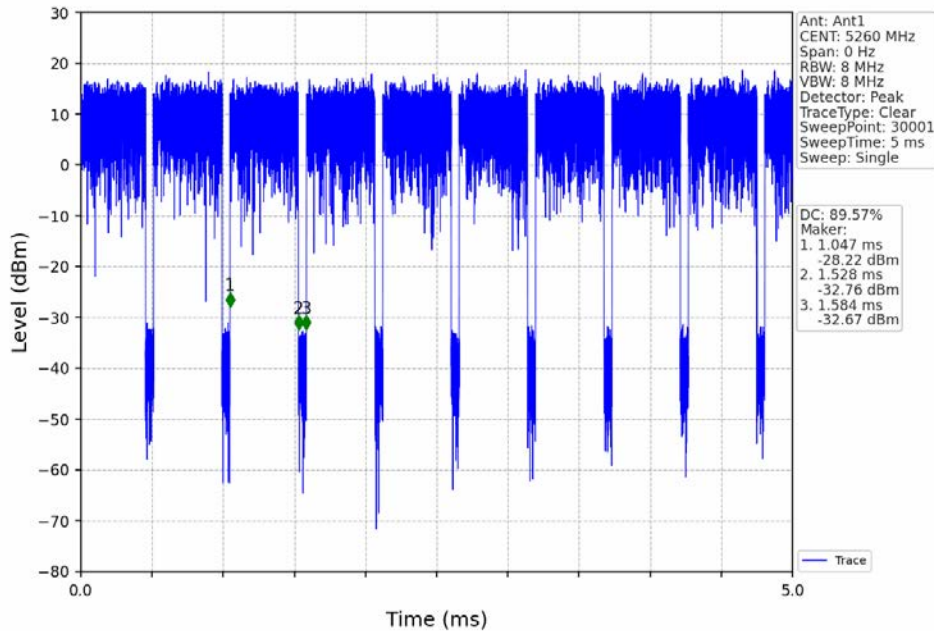


802.11ac(VHT20)\_HCH\_5240MHz\_Ant1\_NTNV

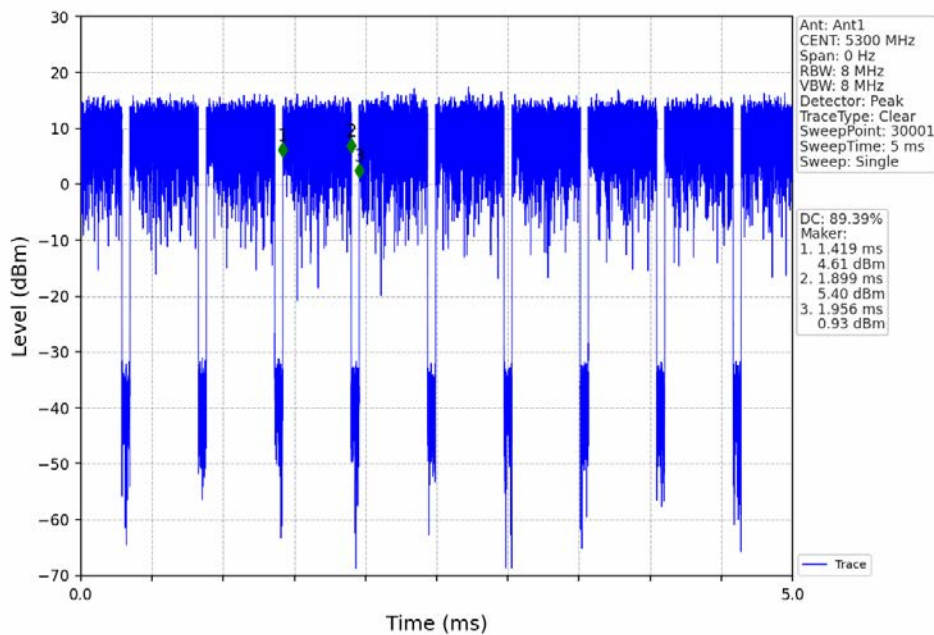




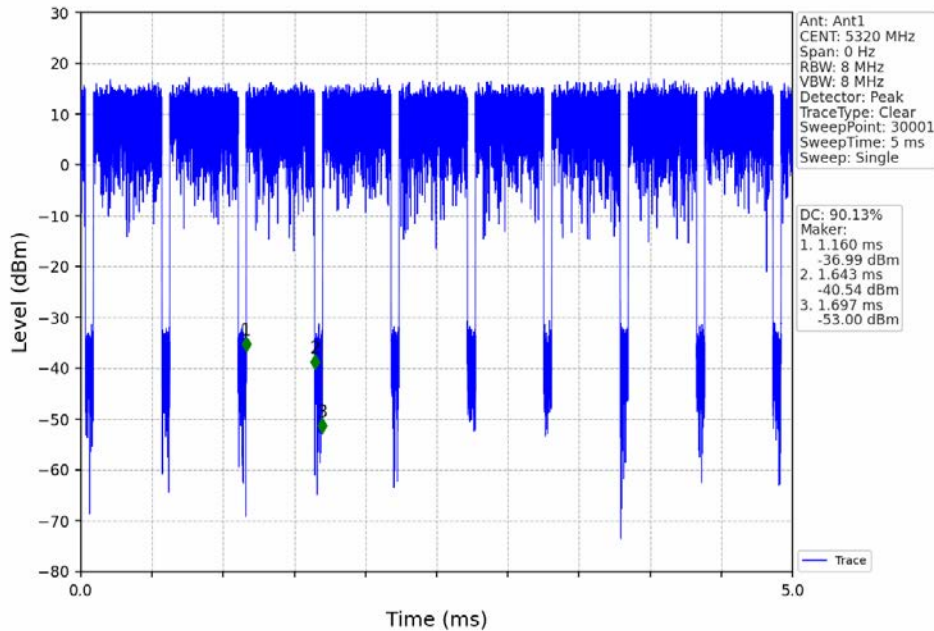
802.11ac(VHT20)\_LCH\_5260MHz\_Ant1\_NTNV



802.11ac(VHT20)\_MCH\_5300MHz\_Ant1\_NTNV



802.11ac(VHT20)\_HCH\_5320MHz\_Ant1\_NTNV



802.11ac(VHT20)\_LCH\_5500MHz\_Ant1\_NTNV

