



# User Manual



Product: TV-BOX

Model: Station F1

FCC ID : 2BFTW-SPCF1

## What's in the Box

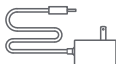
---




Station F1 x1



Remote Control x1



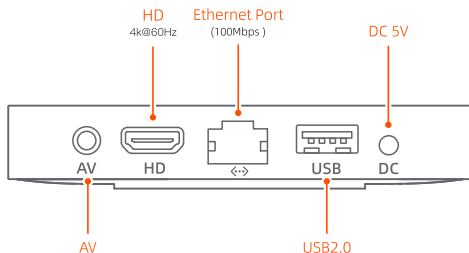
Power Adapter x1



HDMI Cable x1

## Interfaces

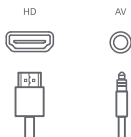
---



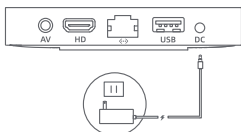
# Get Started

---

- 1 Connect to your TV with HDMI cable or AV cable.



- 2 Plug your F1 into power, the blue light will be on, and the F1 will turn on automatically.



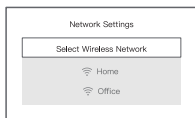
\* Please prepare your own AV cable.

\* Switch the display interface, please restart F1

---

- 3 Connect a wired network or set up a wireless network in SetupWized

📶 Wireless Network

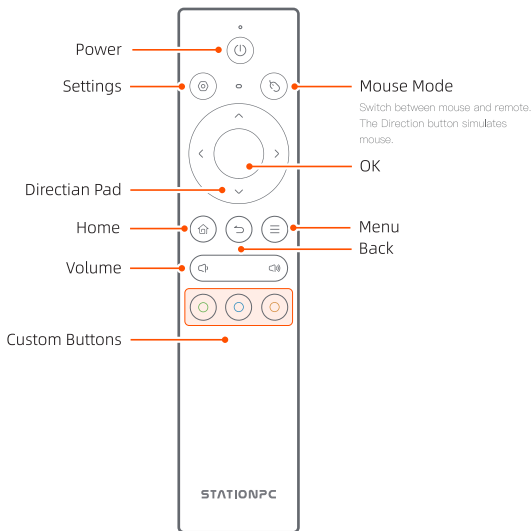


🔌 Wired Network



# Remote Control

---



\* Note: You need to prepare two AAA batteries to insert into the remote control.

# Specifications

---

Model	Station F1
Processor	Quad-Core
RAM	2GB/4GB LPDDR4
Storage	32GB eMMC
Video Decoding	AV1/H.265/VP9/AVS2-p2 4k@75 10bit H.264 4k@30
Display Output	HD2.1, AV
Ethernet	100Mbps(RJ45)
Wireless	2.4GHz~5.8GHz Full-band WiFi,BT5.0
USB	USB2.0x1
OS	Station OS
Power	5V = 2A
Dimension	100mm*100mm*18mm
Environment	Operating temperature:-20℃ ~ 60℃ Storage humidity:10% ~ 90%RH(non-condensing)

# FCC Warning

---

This device complies with part 15 of the FCC Rules. Operation is subject to the following two conditions:

- (1) this device may not cause harmful interference, and
- (2) this device must accept any interference received, including interference that may cause undesired operation.

Any changes or modifications not expressly approved by the party responsible for compliance could void the user's authority to operate the equipment.

NOTE: This equipment has been tested and found to comply with the limits for a Class B digital device, pursuant to Part 15 of the FCC Rules. These limits are designed to provide reasonable protection against harmful interference in a residential installation. This equipment generates, uses and can radiate radio frequency energy and, if not installed and used in accordance with the instructions, may cause harmful interference to radio communications. However, there is no guarantee that interference will not occur in a particular installation.

If this equipment does cause harmful interference to radio or television reception, which can be determined by turning the equipment off and on, the user is encouraged to try to correct the interference by one or more of the following measures:

- Reorient or relocate the receiving antenna.
- Increase the separation between the equipment and receiver.
- Connect the equipment into an outlet on a circuit different

from that to which the receiver is connected.

- Consult the dealer or an experienced radio/TV technician for help.
- To maintain compliance with FCC's RF Exposure guidelines, This equipment should be installed and operated with minimum distance between 20cm the radiator your body: Use only the supplied antenna.