

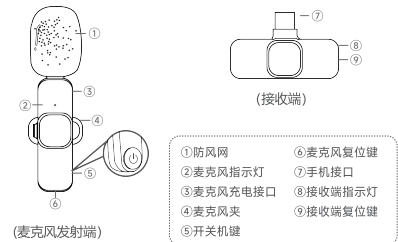
无线收音麦克风

说明书

产品介绍

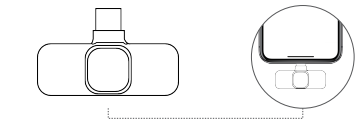
感谢您选择我们的产品。
本产品为智能无线麦克风，可提供专业级别的录音输出。即插即用，无需APP。多种用途：可实现网络直播，视频Vlog拍摄、节目访谈、采访录音、视频教学等场合的使用。
无线收音麦克风由两部分构成，麦克风发射端，接收端。

ID图示



使用方法

第一步：把接收端的一头接入手机接口

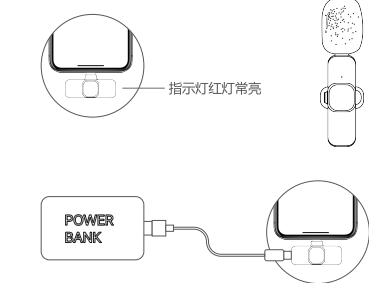


第二步：麦克风开机键长按1秒，指示灯亮绿灯，即开机成功。



注：OPPO/VIVO/IQOO/Realme品牌的手机要到设置里面（搜索“OTG”一打开OTG供电）才能正常使用。

第三步：接收端红灯常亮，手机打开相机、直播视频等APP即可使用麦克风收音。



特别说明：
接收端里面没有带电池，直播时不需要充电。如果直播时，手机电量不足的情况下，直接通过接收端的接口给予手机充电。

UI功能

麦克风发射端		
功能/状态	操作	灯效
开机	按键长按1秒	绿灯闪
关机	按键长按2秒	灯灭
搜索配对		绿灯闪
配对成功		绿灯常亮
降噪	开机默认降噪	
静音	按键双击	灯灭
混响	按键三击	绿灯呼吸闪
低电报警	开机状态	橙灯闪
充电	充电线充电	充电橙灯常亮，充满灯灭

接收端		
功能/状态	操作	灯效
开机	插入设备	红灯闪
关机	拔掉设备	红灯灭
搜索配对		红灯闪
配对成功		红灯常亮

包装清单

包装清单内容

- (1) 麦克风发射端
- (2) 接收端
- (3) 充电线
- (4) 用户说明书

合格证

检验员

本产品经检验已合格

保修卡

产品编号：_____

检验员：_____

检验日期：_____

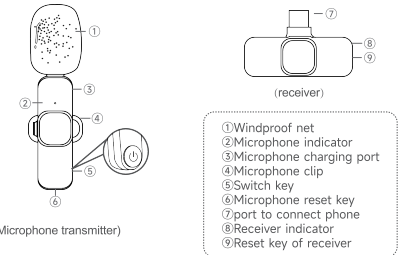
Wireless Microphone

User Manual

Introduction

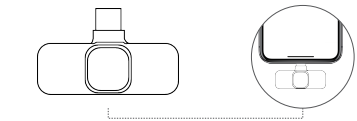
Thanks for choosing our product .
This product is a smart wireless microphone that provides professional - grade recording output , Plug and play , no app required , Multiple uses : It can be used in online live broadcast , video Vlog shooting , program interview , recording , video teaching and other occasions .
he wireless Microphone consists of two parts , one is Microphone transmitter , the other one is receiver . (See as below picture)

ID Diagram



How to use

Step 1 : Connect the receiver to phone withport .

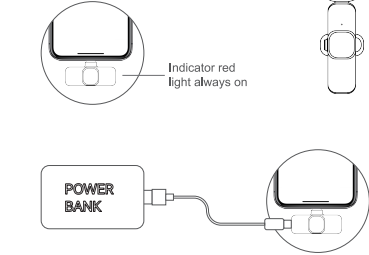


Step 2 : Long press button for 1 second of microphone , the indicator light turns green , and then power is turned on .



Note : oppo / vivo / iqoo realm brand mobile phones can be used normally only when they go to the settings (search " OTG " -- turn on OTG power supply)

Step 3 : The indicator red light of receiver keeps always on , then open the phone camera , live App or other Apps , and then to use the microphone to receive sound .



Special Note :
There is no battery in the receiver , and no need to charge during live . When the phone battery is low during live , it can be recharged directly through the port of receiver .

About UI

Microphone Transmitter		
Function	How to use	Light
Power on	Long press button for 1 second	Green light flashes
Power off	Long press button for 2 seconds	Light off
Pairing		Green light flashes
Paired		Green light keeps on
Noise reduction	Power on default	
Mute	Double click button	Light off
Reverberation	Triple click button	Green light breathing flashes
Low battery alarm	Power on state	Organge light flashes
Charing	Charging with cable	Orange light keep on when charging , Light off when fully charged

Receiver		
Function	How to use	Light
Power on	Plug in the device	Red light flashes
Power off	Plug off the device	Red light flashes
Pairing		Red light flashes
Paired		Red light keeps on

Packing List

Content of packing

- (1) Microphone transmitter
- (2) receiver
- (3) charging cable
- (4) User manual

FCC Warning:

This equipment has been tested and found to comply with the limits for a Class B digital device, pursuant to part 15 of the FCC Rules. These limits are designed to provide reasonable protection against harmful interference in a residential installation. This equipment generates, uses and can radiate radio frequency energy and, if not installed and used in accordance with the instructions, may cause harmful interference to radio communications. However, there is no guarantee that interference will not occur in a particular installation. If this equipment does cause harmful interference to radio or television reception, which can be determined by turning the equipment off and on, the user is encouraged to try to correct the interference by one or more of the following measures:

- Reorient or relocate the receiving antenna.
- Increase the separation between the equipment and receiver.
- Connect the equipment into an outlet on a circuit different from that to which the receiver is connected.
- Consult the dealer or an experienced radio/TV technician for help.

Caution: Any changes or modifications to this device not explicitly approved by manufacturer could void your authority to operate this equipment.

This device complies with part 15 of the FCC Rules. Operation is subject to the following two conditions:

(1) This device may not cause harmful interference, and (2) this device must accept any interference received, including interference that may cause undesired operation.

This equipment complies with FCC radiation exposure limits set forth for an uncontrolled environment. This equipment should be installed and operated with minimum distance 0cm between the radiator and your body.