



EWEADN V3

keyboard

FCC Caution:

This device complies with part 15 of the FCC Rules. Operation is subject to the following two conditions: (1) This device may not cause harmful interference, and (2) this device must accept any interference received, including interference that may cause undesired operation.

Any changes or modifications not expressly approved by the party responsible for compliance could void the user's authority to operate the equipment.

NOTE: This equipment has been tested and found to comply with the limits for a Class B digital device, pursuant to Part 15 of the FCC Rules. These limits are designed to provide reasonable protection against harmful interference in a residential installation. This equipment generates, uses and can radiate radio frequency energy and, if not installed and used in accordance with the instructions , may cause harmful interference to radio communications. However, there is no guarantee that interference will not occur in a particular installation.

If this equipment does cause harmful interference to radio or television reception, which can be determined by turning the equipment off and on, the user is encouraged to try to correct the interference by one or more of the following measures:

- Reorient or relocate the receiving antenna.
- Increase the separation between the equipment and receiver.
- Connect the equipment into an outlet on a circuit different from that to which the receiver is connected.
- Consult the dealer or an experienced radio/TV technician for help.

The device has been evaluated to meet general RF exposure requirement. The device can be used in portable exposure condition without restriction.

instruction

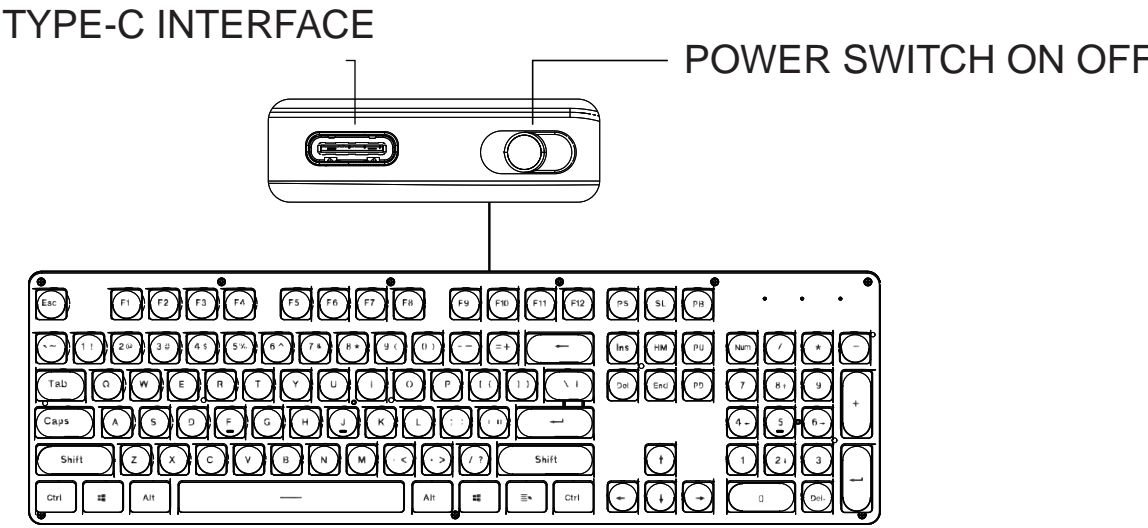
I. Scope of product application

Keyboard is with bluetooth 2.4 G standard two working mode and the related equipment connection control, product cable with 2.4 G model can run on Windows 7, a computer, doing Win10, Win11, MAC system, etc.

2. Hardware requirements

Have a Bluetooth system or computer with USB ports available to connect devices.

3. Switch indication



4. Indicator light

7 indicators: NUMLOCK (green), CAPSLOCK (green), 2.4G indicator (green), BT1 indicator (blue), BT2 indicator (blue), low pressure light (red), charging light (red).

1. When the CAPS lamp NUM lamp is in the open state and the keys are released for 2MIN, the CAPS lamp and NUM lamp will automatically go out.
2. When the battery is low voltage around 3.3V, the low voltage indicator (red) will flash slowly.
3. When charging, the charging indicator light is always on and full of off.

5. Sleep and Wake

After releasing the keys for 30MIN, the keyboard will go to sleep and press any key to wake up the keyboard.

6. Game mode lighting settings

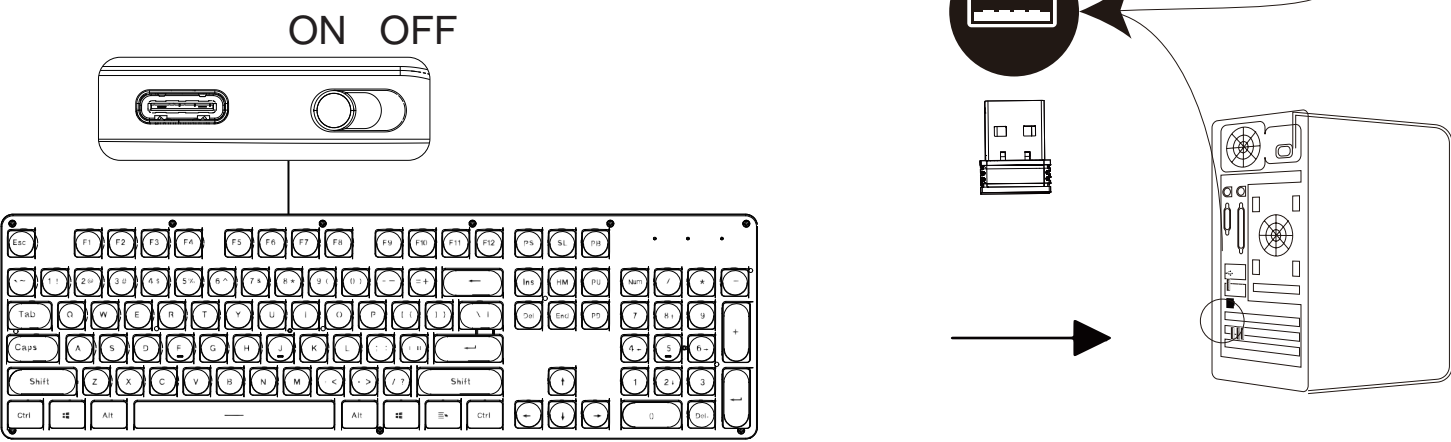
Color backlight constant light mode, backlight brightness five levels (first level off - "second level -" third level - "fourth level one" fifth level). Default third gear, FN+ PGUP backlight brightness increase, FN+PGDN backlight brightness decrease, FN+SCRLK switch backlight keyboard electric backlight default is always on, the backlight will turn off after 2MIN without key action, the backlight will turn off actively when the battery is low voltage.

7. Button composite function

Combination	function	Combination	function
FN+F1	multi-media	FN+F8	Next song
FN+F2	Vol	FN+F9	mail
FN+F3	Volume increase	FN+F10	homepage
FN+F4	mute	FN+F11	keypad lock
FN+F5	cease	FN+F12	calculator
FN+F6	Previous song		
FN+F7	play/pause		

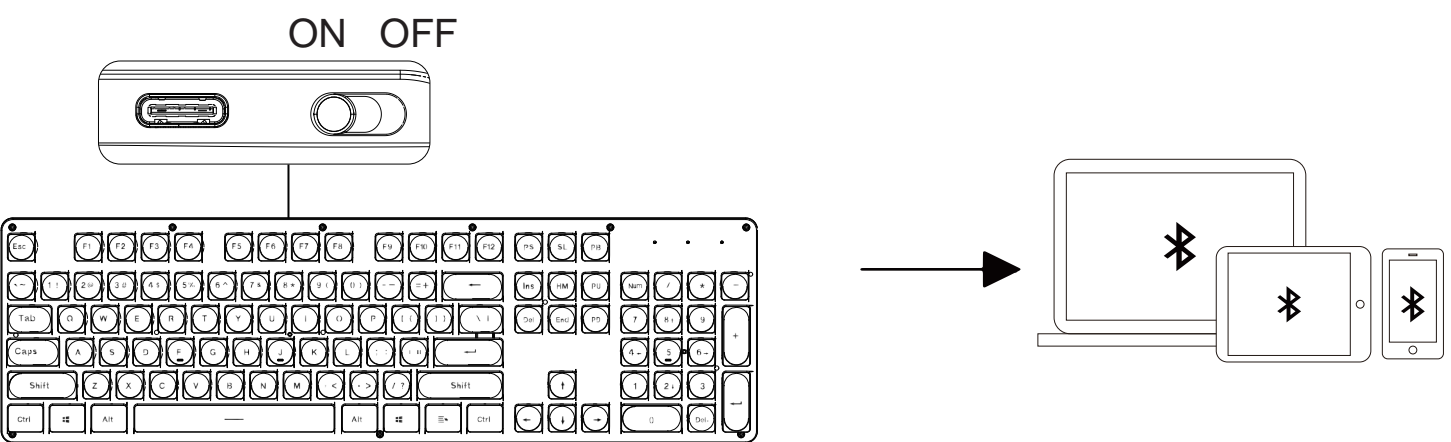
8. Connection method:

2.4G connection



Press the FN+1 key combination ON the keyboard to switch to 2.4G mode, and dial the two-gear power switch to the state of "ON ". At this time, the receiver can be inserted in a close distance and used normally.

Bluetooth connectivity



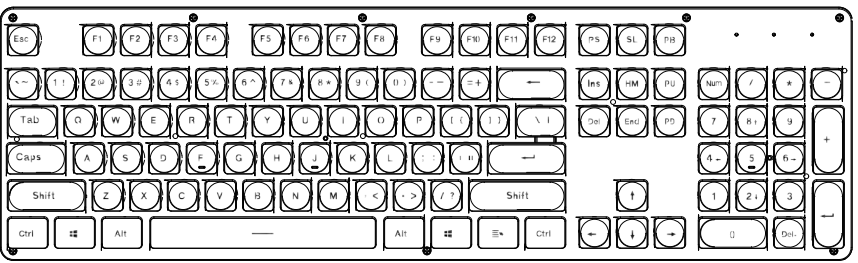
Bluetooth Name (EWEADN-V3 3.0)

Bluetooth Name (EWEADN-V3 5.0)

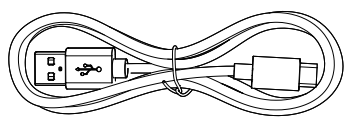
Press the FN+2 key combination to switch to Bluetooth mode 1, press the FN+3 key combination to switch to Bluetooth mode 2, and dial the two power switches to the state of "ON ". At this time, the Bluetooth device is paired and can be used normally after successful pairing.

9. List of items

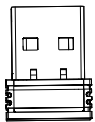
1. Keyboard
2. 2.4G receiver
3. TYPE-C charging cable



V3 keyboard



TYPE-C charging cable



2.4G receiver



Authorized by: Yuandao Industrial (Shenzhen) Co., Ltd
Room 1610, 16th Floor, Jinhao Building, No.109 Fuyong SectorGuangshen Road, Bao'an District, Shenzhen
Manufacturer: Jiangxi Jichi Technology Co., Ltd
Building 3, Godfrey Industrial Park, Lvbaao Avenue, Qingyuan Distct, Ji'an City, Jiangxi Province
Contact number: 0755-23089616
Website: www.eweadn.cn
Product execution standard number: Keyboard GB/T 14081-2010 Mouse GB/T 26245-2010
Attention: The product pictures are for reference only and maydiffer from the actual product. Please refer to the actual product. We apologize for any inconvenience caused!