

Appendix

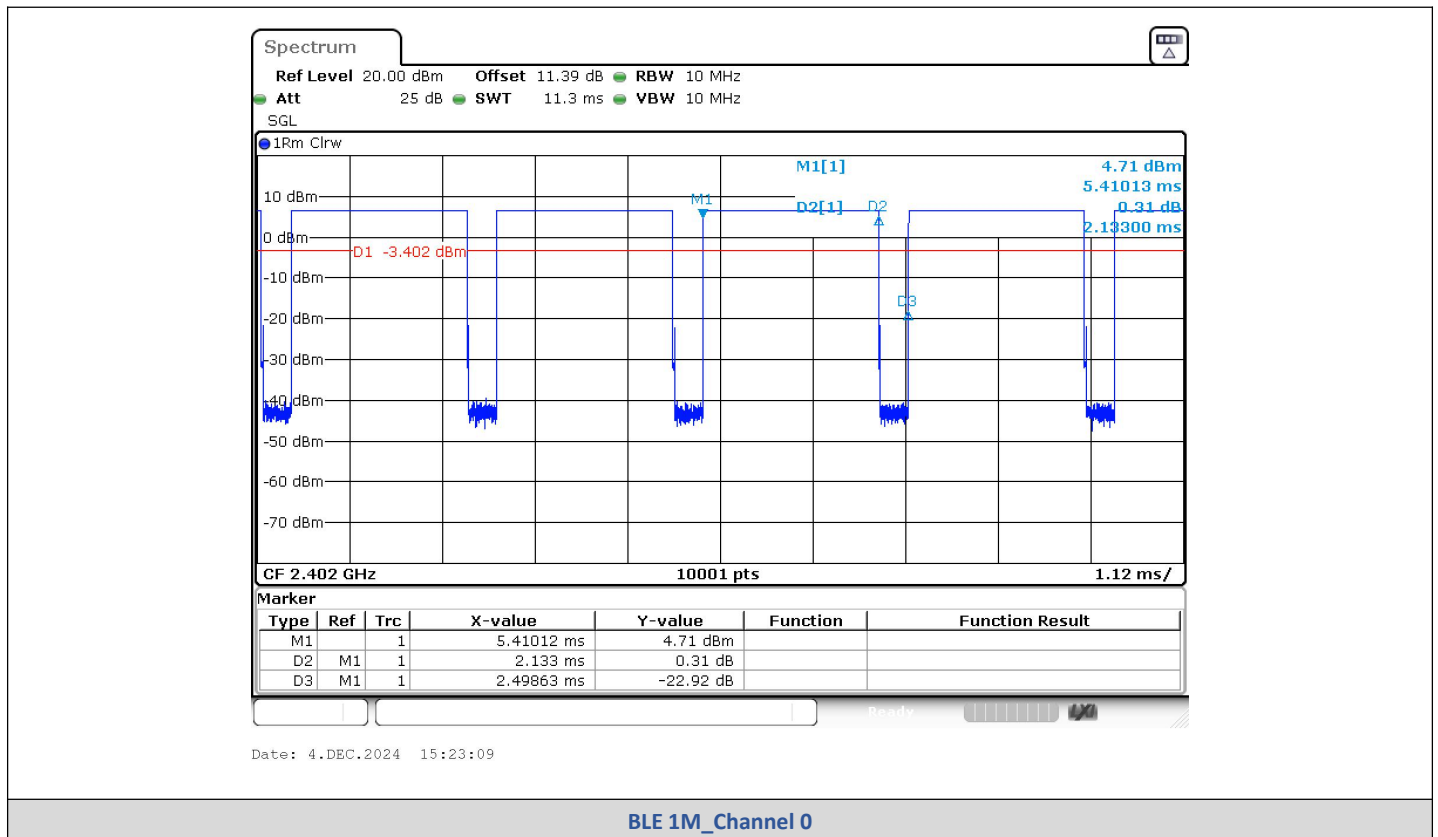
Report No.:	CISRR24120200405
Test Engineer:	Lucas Huang
Supervised by:	Rory Huang

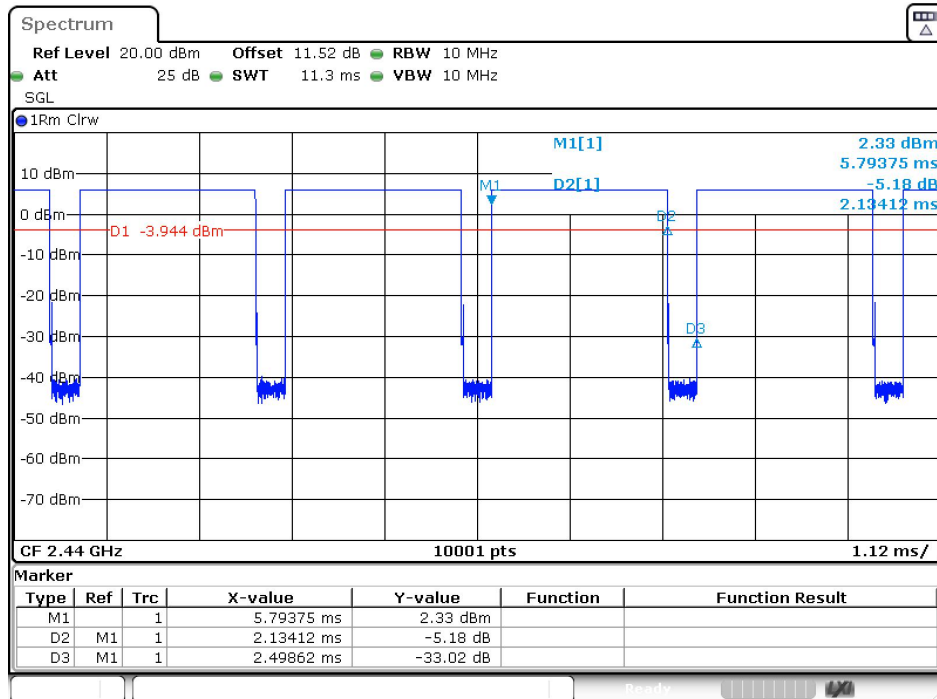
1) Duty Cycle

Test Result

Mode	Channel	On Time (ms)	Period (ms)	Duty Cycle (%)	Duty Cycle (linear)	Duty Cycle Factor (dB)	1/T
BLE 1M	0	2.133	2.499	85.37	0.8537	0.6869	0.4688
	19	2.134	2.499	85.41	0.8541	0.6849	0.4686
	39	2.134	2.500	85.37	0.8537	0.6869	0.4686

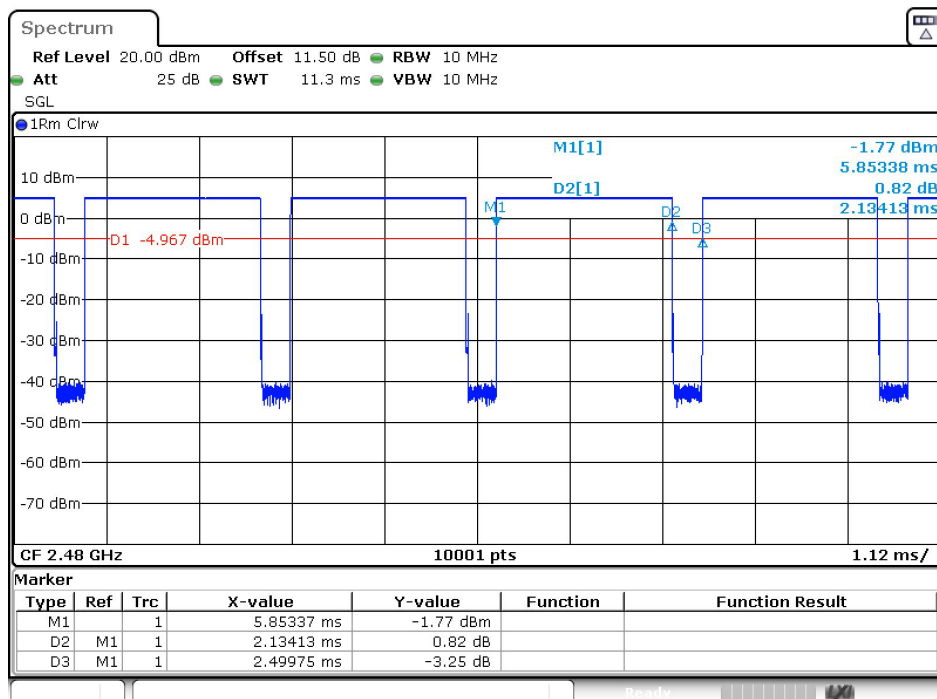
Test Graphs





Date: 4.DEC.2024 15:25:48

BLE 1M_Channel 19



Date: 4.DEC.2024 15:29:43

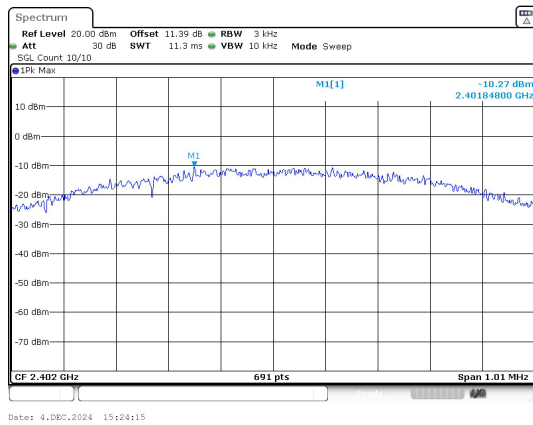
BLE 1M_Channel 39

2) Power Spectral Density

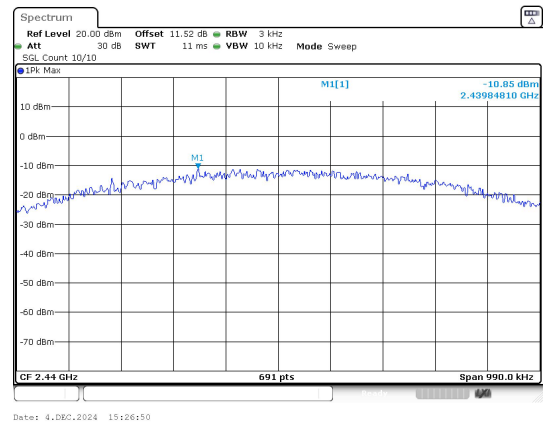
Test Result

Mode	Channel	PSD (dBm/3kHz)	Limit (dBm/3kHz)	Result
BLE 1M	0	-10.270	≤8	PASS
BLE 1M	19	-10.850	≤8	PASS
BLE 1M	39	-11.810	≤8	PASS

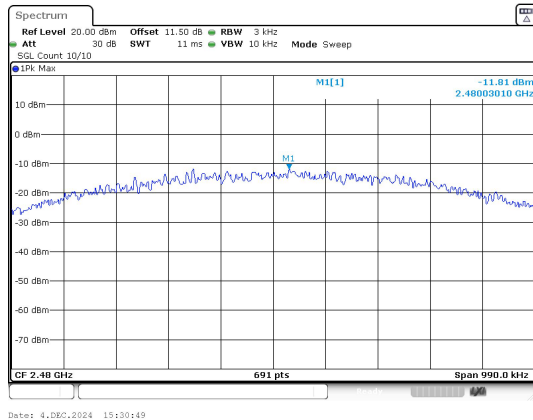
Test Graphs



BLE 1M_Channel 0



BLE 1M_Channel 19



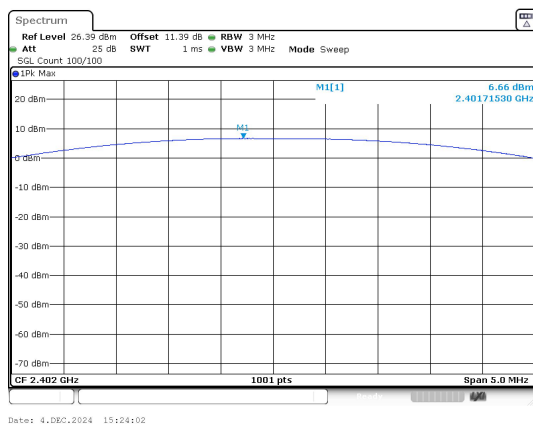
BLE 1M_Channel 39

3) Conducted Output Power

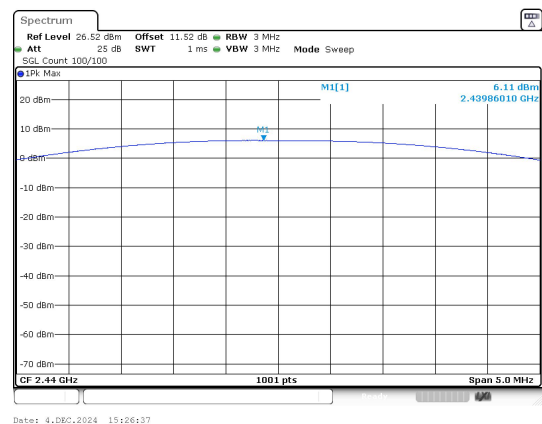
Test Result

Mode	Channel	Peak Output Power (dBm)	Peak Output Power (mW)	Limit (dBm)	Result
BLE 1M	0	6.66	4.63	≤30	PASS
	19	6.11	4.08	≤30	PASS
	39	5.07	3.21	≤30	PASS

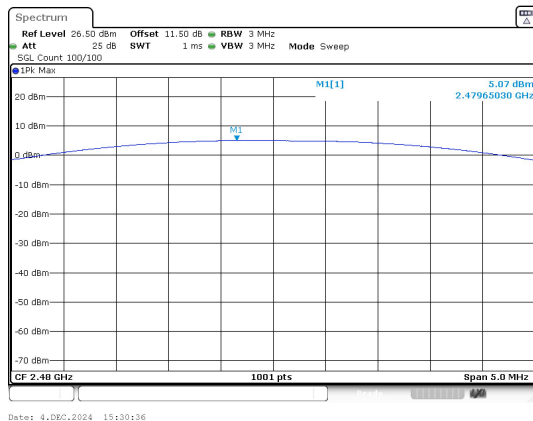
Test Graphs



Peak Output Power
BLE 1M_Channel 0



Peak Output Power
BLE 1M_Channel 19



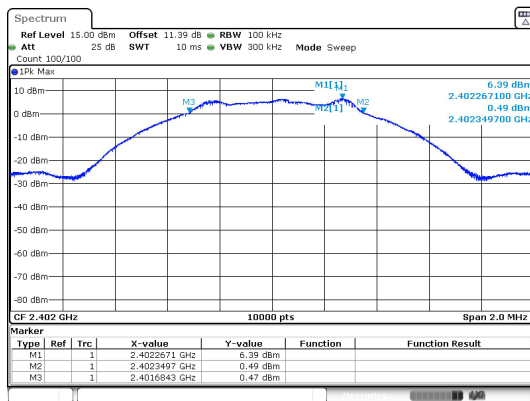
Peak Output Power
BLE 1M_Channel 39

4) 6dB Bandwidth

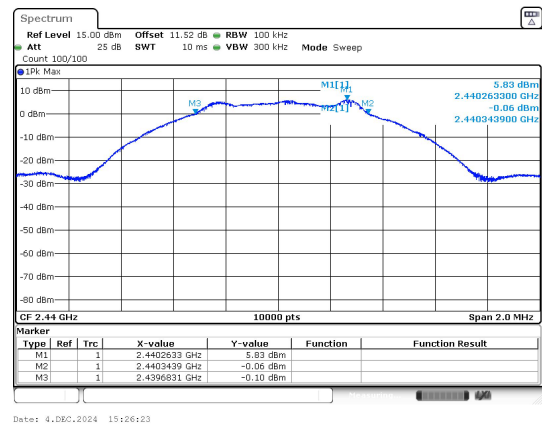
Test Result

Mode	Channel	Center Frequency (MHz)	6 dB Bandwidth (MHz)	Limit (MHz)	Result
BLE 1M	0	2402	0.6700	≥0.5	PASS
	19	2440	0.6600		PASS
	39	2480	0.6600		PASS

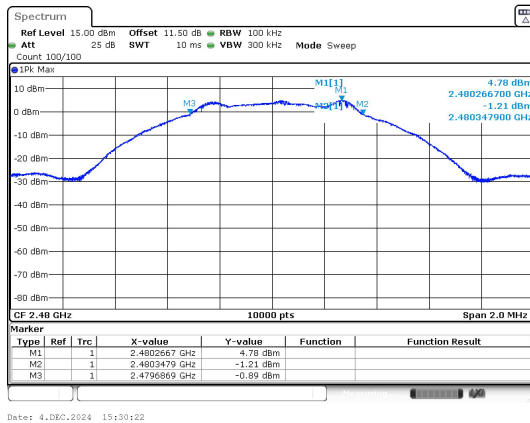
Test Graphs



BLE 1M_Channel 0



BLE 1M_Channel 19



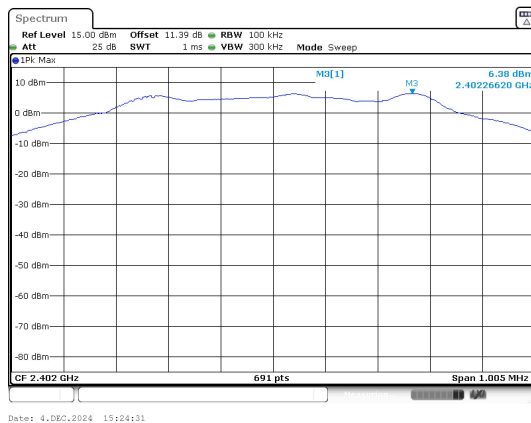
BLE 1M_Channel 39

5) Conducted Out Of Band Emission

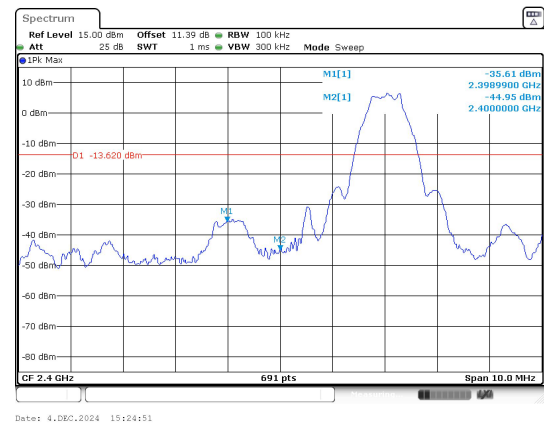
Test Result

Mode	Channel	OOB Emission Frequency (MHz)	OOB Emission Level (dBm)	Limit (dBm)	Over Limit (dB)	Result
BLE 1M	0	1780.00	-40.023	-13.62	-26.403	PASS
		2398.99	-35.612	-13.62	-21.992	PASS
		2400.00	-44.950	-13.62	-31.330	PASS
	19	9753.73	-38.556	-14.15	-24.406	PASS
	39	2483.50	-45.280	-15.24	-30.040	PASS
		9914.37	-38.860	-15.24	-23.620	PASS

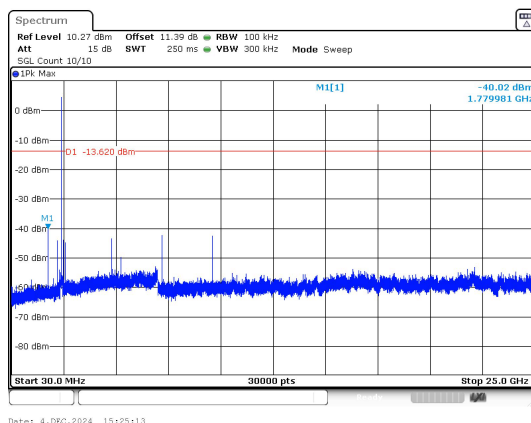
Test Graphs



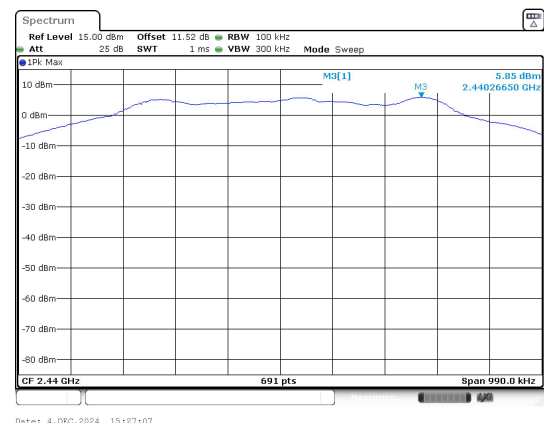
In-Band Reference Level
BLE 1M_Channel 0



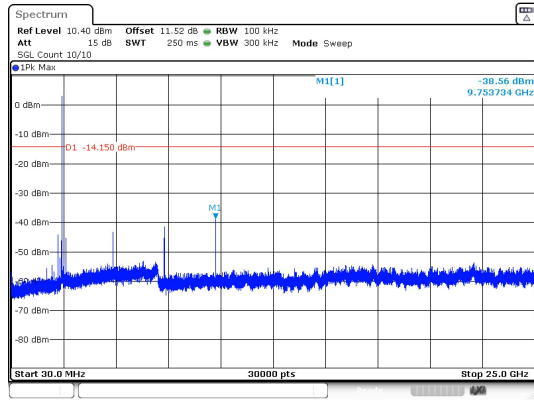
Out Of Band Emission
BLE 1M_Channel 0



30.0 MHz - 25000.0 MHz
BLE 1M_Channel 0

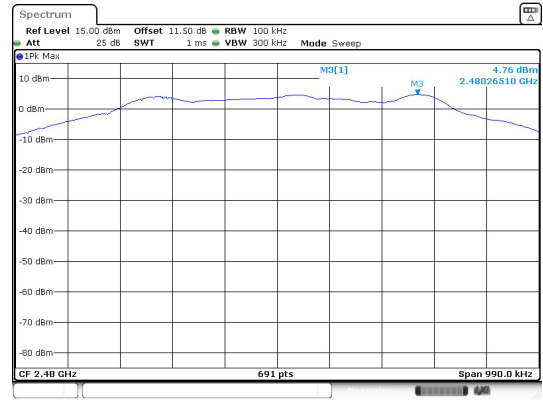


In-Band Reference Level
BLE 1M_Channel 19



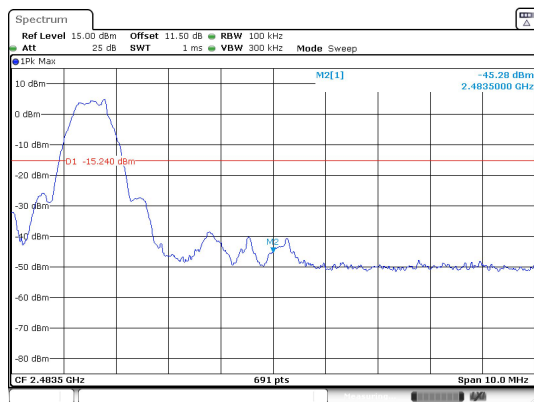
Date: 4.DEC.2024 15:27:31

30.0 MHz - 25000.0 MHz
BLE 1M_Channel 19



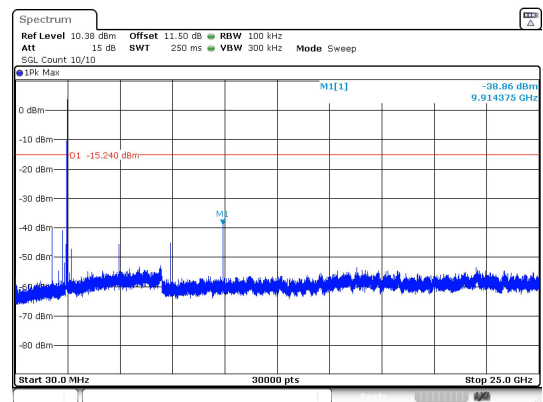
Date: 4.DEC.2024 15:31:06

In-Band Reference Level
BLE 1M_Channel 39



Date: 4.DEC.2024 15:31:25

Out Of Band Emission
BLE 1M_Channel 39



Date: 4.DEC.2024 15:31:47

30.0 MHz - 25000.0 MHz
BLE 1M_Channel 39

-----End of the report-----