





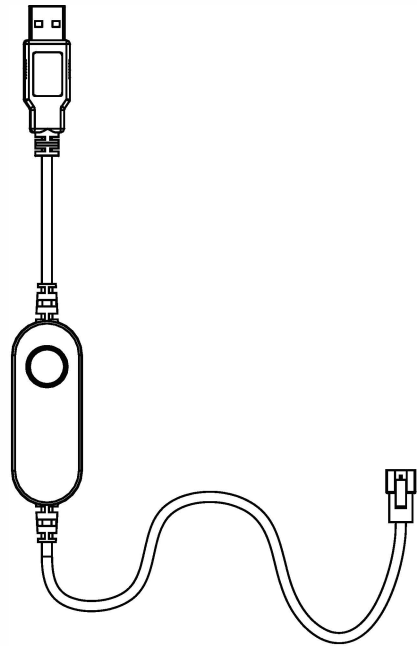
Computer LED control

Installation Instruction





① **Gaming mouse pad**



② **Computer LED control**

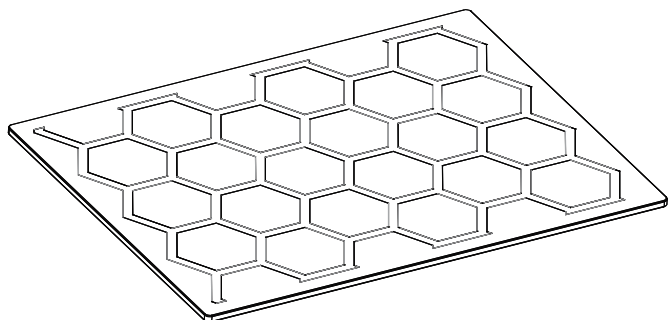
APP control mode

- 1. Download and install "NeonLighting " from google play or Apple store or app store on Android phone or iPhone**
- 2.Or scan the QR code below to download directly**



Download NeonLighting

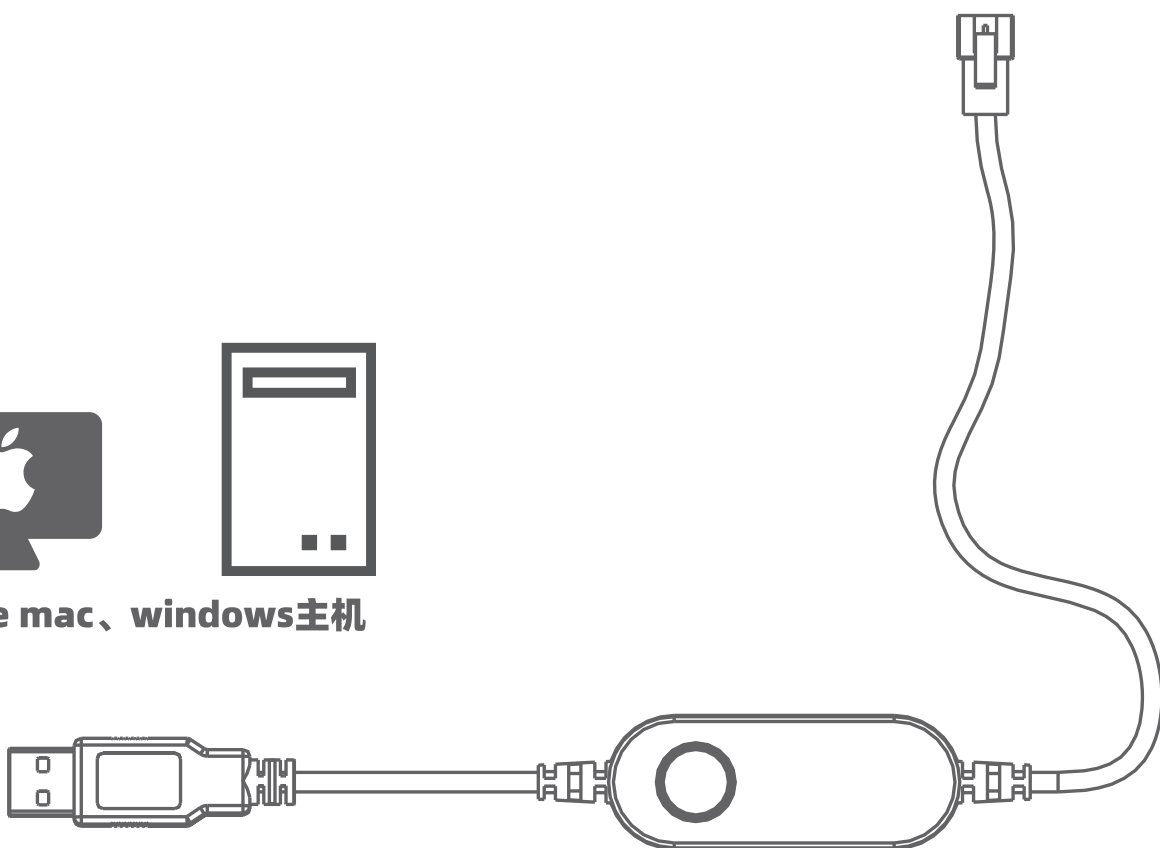
How to install



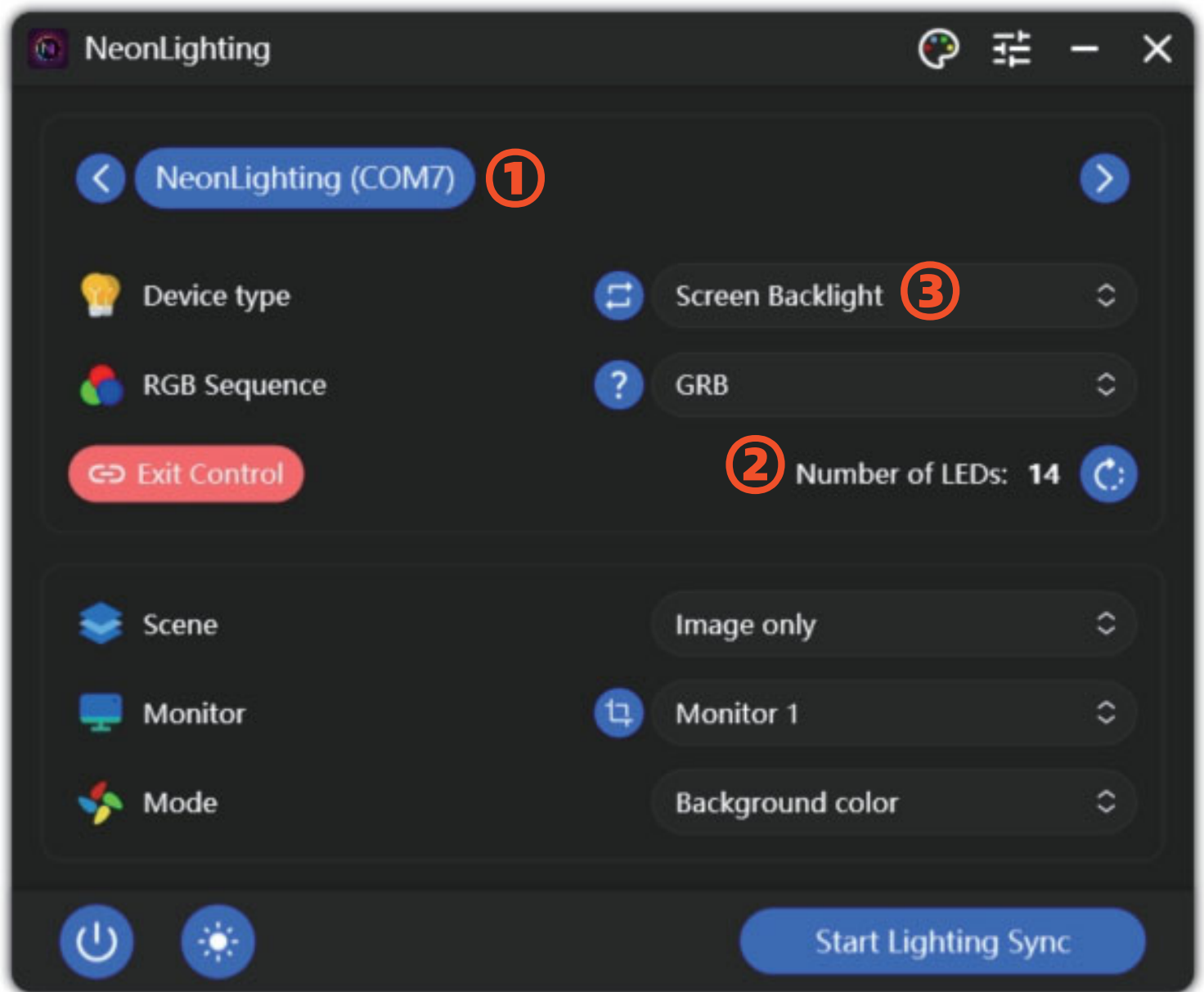
Connect the controller USB port to the computer host, and Connect the mouse pad to the other end.



Apple mac、windows主机



PC desktop application



- ① Select the device corresponding to the top port name,
- ② click the refresh button on the right side of the number of lights to determine the position of the light column,
- ③ and then click the led light type to select the device name of the corresponding position

Windows software download link

<https://www.jianjiaweidu.com/downloads/NeonLight.html>
You can also search for "Neonlighting" on the Apple Store or Microsoft Store to download it.

FCC Statement

This equipment has been tested and found to comply with the limits for a Class B digital device, pursuant to Part 15 of the FCC Rules.

These limits are designed to provide reasonable protection against harmful interference in a residential installation. This equipment generates uses and can radiate radio frequency energy and, if not installed and used in accordance with the instructions, may cause harmful interference to radio communications. However, there is no guarantee that interference will not occur in a particular installation. If this equipment does cause harmful interference to radio or television reception, which can be determined by turning the equipment off and on, the user is encouraged to try to correct the interference by one or more of the following measures:

- Reorient or relocate the receiving antenna.
- Increase the separation between the equipment and receiver.
- Connect the equipment into an outlet on a circuit different from that to which the receiver is connected.
- Consult the dealer or an experienced radio/TV technician for help.

This device complies with part 15 of the FCC Rules. Operation is subject to the following two conditions:(1) This device may not cause harmful interference, and (2) this device must accept any interference received, including interference that may cause undesired operation.

Any Changes or modifications not expressly approved by the party responsible for compliance could void the user's authority to operate the equipment.

This equipment complies with FCC radiation exposure limits set forth for an uncontrolled environment. This equipment should be installed and operated with minimum distance 20cm between the radiator & your body.