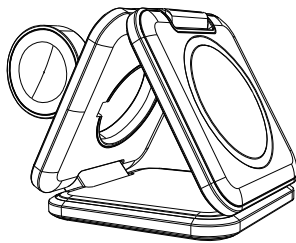


# 无线充说明书

SIZE: 165(D)\*70(H) mm

正反三折页

## 3-in-1 Wireless Charging Station



## User Manual

### Product Introduction

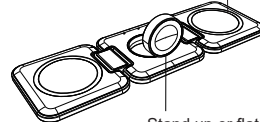
Thank you for purchasing our 3-in-1 wireless charging stand. It adopts high-end Quick Charge (QC) technology. With its luxurious and compact design, it is compatible with any mobile phone with Qi standard. It can perfectly work with Apple and Samsung fast charge wireless technologies, saving you more time effectively and improving your charging experience.

### Product Outline

Mobile phone charging area

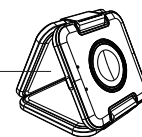
Watch charging area

Headphone charging area



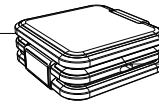
Stand up or flat mode

Can act as a phone stand



Collapsible

USB Type-C Interface



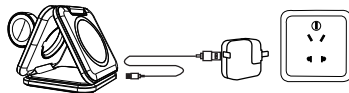
### Applicable Devices

1. Devices with built-in quick charge/normal charge wireless receivers.
2. Devices with outer-facing wireless charging receivers
3. Devices with a wireless charging receiver in their protective case.

Note: All devices must adhere to the Qi standard.

### Instructions

1. Use the power adapter to connect the wireless charger to the AC power supply. Turn on the wireless charger. The indicator light flashes twice, first red and then blue, before entering standby mode.



2. Place your device vertically or horizontally in the center of the wireless charger until your device begins to charge.

3. There are two indicator lights. Two red lights indicate standby mode or when watch is charging. The blue light and red light are on when the mobile phone is charging. The red light and green light are on when the headset is charging. When the mobile phone, watch, and headset are charging together, the blue light and green light are on. If there is a foreign object detected, the blue light in the mobile phone area and the green light in the headset area will blink. Note: If the watch has low power, charging will be relatively slow. This may require waiting for about an hour when the watch's battery is close to 10%, so please be patient!

### Standard Accessories

- 1\* Multifunctional Wireless Charger
- 1\* User Manual
- 1\* USB Cable

### Specifications

Model No.: WC10-018

Material: ABS Composite

Dimensions: 2.76 x 2.76 x 0.98 in  
(70 x 70 x 25 mm)

Input: 9V/3A

Output: Magnetic Wireless Charger: 5W/7.5W/10W/15W

Earphone Charger: 5W

Smart Watch Charger: 2W

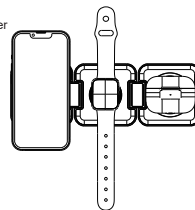
Interface: USB-C

Cable Length: 3.3 ft (1m)

Charging Efficiency: 70%-80%

### Attention

1. Please keep the charger away from water or other liquids.
2. If you need to clean the charger, please make sure it is powered off.
3. Ensure that the operating environment temperature remains between 1-45°C.



### Warning

This equipment generates, uses and can radiate radio frequency energy and, if not installed and used in accordance with the instructions, may cause harmful interference to radio communications. However, there is no guarantee that interference will not occur in a particular installation. If this equipment does cause harmful interference to radio or television reception, which can be determined by turning the equipment off and on, the user is encouraged to try to correct the interference by one or more of the following measures:

1. Reorient or relocate the receiving antenna.
2. Increase the separation between the equipment and receiver.
3. Connect the equipment into an outlet on a circuit different from that to which the receiver is connected.
4. Consult the dealer or an experienced radio/TV technician for help.

This equipment must be installed and operated with a minimum distance of 20 cm between the radiator and user body.



MADE IN CHINA